

WILDWOOD X-LITE

X-Lite

2018 TRAVEL TRAILERS
THERE'S SOMETHING OUT THERE.





Light-weight beauty.

241QBXL



BATHROOM



LIVING AREA

TIFFANY LEATHER
4,173 LBS

**SHOWN WITH STANDARD
BEAUFLO® PLANK WOOD
LINOLEUM, CUSTOMER
SUPPLIED TV**



Spacious for all.

263BHXL



**TIFFANY LEATHER
5,854 LBS**

SHOWN WITH STANDARD
BEAUFLO[®] PLANK WOOD
LINOLEUM , CUSTOMER
SUPPLIED TV



LIVING AREA



BEDROOM



Versatile and flexible.

171RBXL



TIFFANY LEATHER
3,836 LBS

SHOWN WITH STANDARD
BEAUFLO[®] PLANK WOOD
LINOLEUM, CUSTOMER
SUPPLIED TV



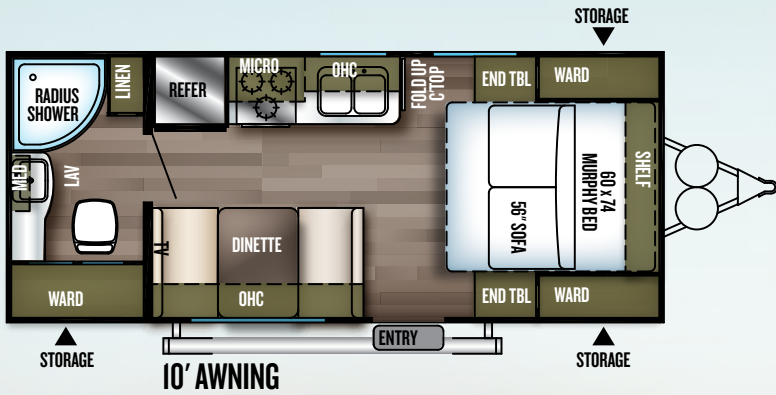
BATHROOM



SOFA UP POSITION



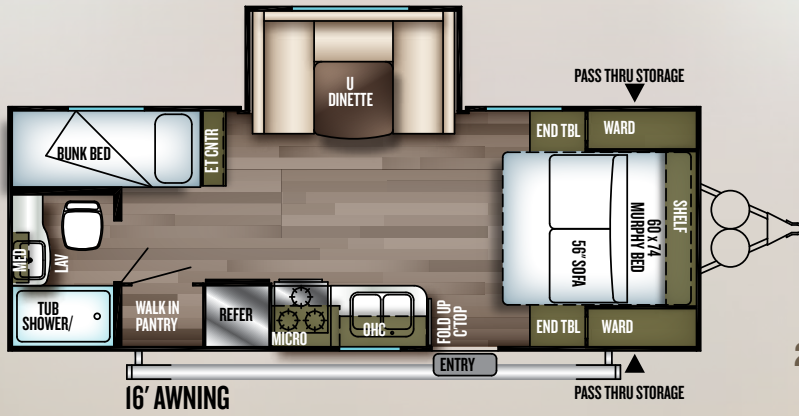
BED DOWN POSITION



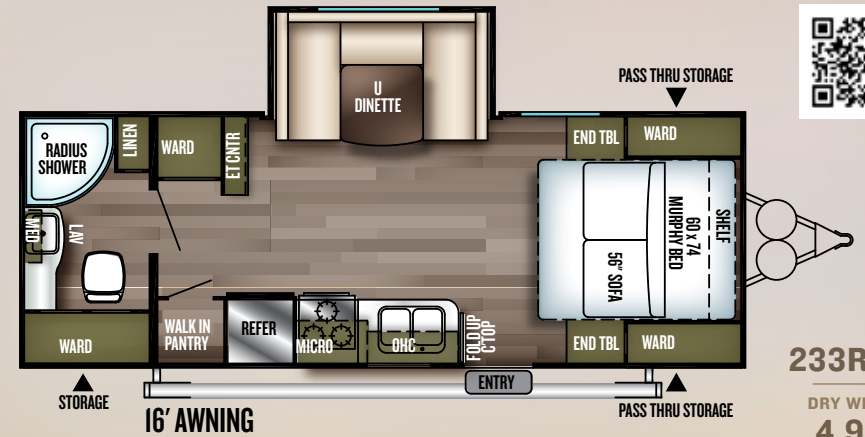
171RBXL
DRY WEIGHT
3,836



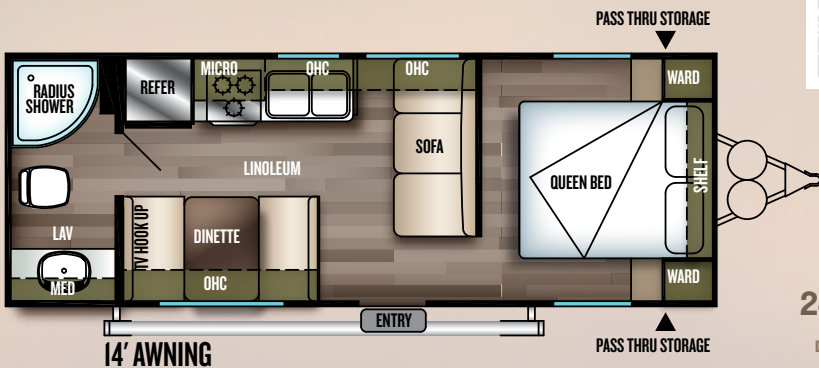
201BHXL
DRY WEIGHT
4,233



230BHXL
DRY WEIGHT
4,941



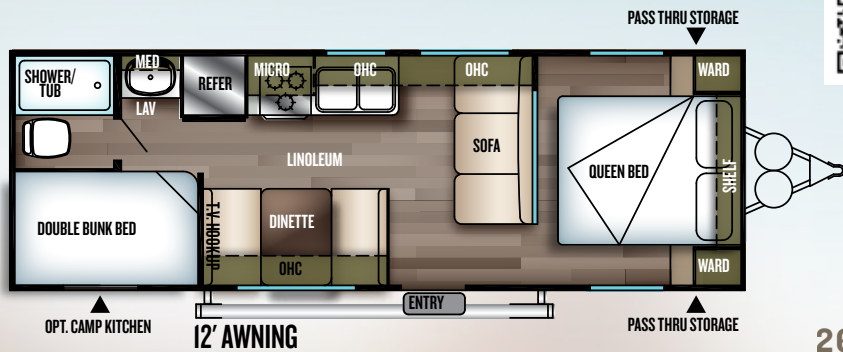
233RBXL
DRY WEIGHT
4,933



241QBXL
DRY WEIGHT
4,173



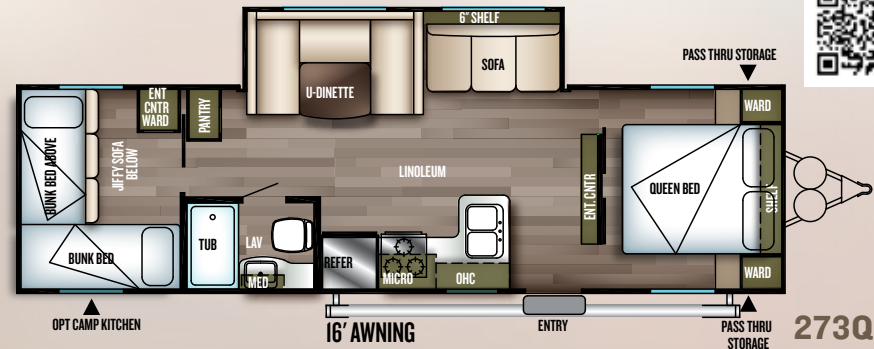
	171RBXL	201BHXL	230BHXL	233RBXL	241QBXL	261BHXL	263BHXL	273QBXL	282QBXL
HITCH WEIGHT (LBS.)	521	528	694	716	499	434	682	680	636
AXLE WEIGHT (LBS.)	3277	3667	4209	4179	3636	3880	5134	5257	5519
UNLOADED VEHICLE WEIGHT (LBS.)	3836	4233	4941	4933	4173	4352	5854	5956	6193
CARGO CARRYING CAPACITY (LBS.)	3685	3295	2753	2783	3326	3082	1828	1724	1443
EXTERIOR LENGTH (LBS.)	22' 5"	23' 7"	25' 10"	26' 3"	26' 11"	29' 1"	31' 5"	33' 3"	32' 11"
EXTERIOR HEIGHT (LBS.)	10' 1"	10' 1"	10' 1"	10' 6"	9' 11"	9' 11"	10' 4"	10' 4"	10' 4"
FRESH WATER (GAL.)	38	38	38	38	38	38	38	38	38
BLACK WATER (GAL.)	30	30	30	30	30	30	30	30	30
GREY WATER (GAL.)	30	30	30	60	40	30	60	30	30
TIRE SIZE (IN.)	14	14	14	14	14	14	14	14	14



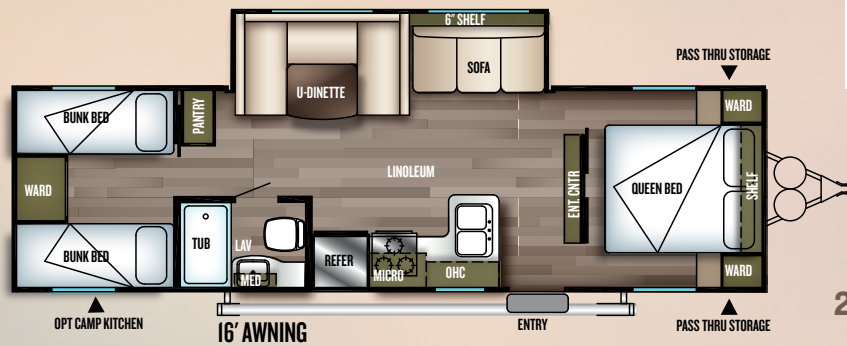
261BHXL
 DRY WEIGHT
4,352



263BHXL
 DRY WEIGHT
5,854



273QBXL
 DRY WEIGHT
5,956



282QBXL
 DRY WEIGHT
6,193

WILDWOOD X-LITE

Floorplan Key

Pillows and blankets shown on beds and bunks are for demonstration purposes only and do not come with your new coach.

- OHC OVERHEAD CABINET
- WARD WARDROBE
- WARDROBE
- MICRO MICROWAVE
- LAV BATHROOM SINK

WILDWOOD X-LITE

Popular Features

1. Extra Large Cabinet Doors with Glass Inserts
2. Full Extension Ball Bearing Drawer Guides Allow You to Access The Whole Drawer and Provides Years of Trouble-Free Service. (Per Floorplan)
3. 5/8" Tongue and Groove Plywood Floor Decking, Much Stronger, More Durable and Longer Lasting than the Competitor's OSB.
4. Outside Camp Kitchen (Optional Per Model)
5. Blue LED Undercarriage Lighting (Limited Time Option*)
6. White LED Awning Light (Limited Time Option*)
7. Solid Step Double Step For Easy Entry. Adjustable Legs for Uneven Terrain, and Safety Locking Mechanism. (Limited Time Option*)
8. Over Slide White LED Accent Lighting (Limited Time Option*)
9. LED Interior Mushroom-Style Lights (Limited Time Option*)

* See your dealer for more details about our Limited Time Options





X-LITE FLOORING

COMPETITOR'S FLOORING

3



6



9

WILDWOOD X-LITE

Standards & Options

STANDARD FEATURES

- New stainless steel single pole faucet
- New 6-way adjustable hidden hinges
- Large entertainment center, allows for larger TV (Some models)
- Aerodynamic front profile
- Mortise and tenon shaker style cabinet door
- 3 Burner cook top
- 13.5K A/C (Non-ducted)
- Diamond plate rock guard
- Digital TV antenna w/ booster
- Cable / satellite ready
- Bluetooth stereo w/ remote (Limited time option*)
- "Teddy bear" bunk mattress
- 2 - 80 lb. gas struts under main bed
- Shoe nook at the end of the main bed (Per floorplan)
- Large tables at U-dinette
- 2 Exterior speakers
- 2 - 20 lb. LP bottles w/ hard cover
- Extra large kitchen overhead cabinets
- Stainless steel microwave
- Water heater by-pass
- Single door refrigerator
- Ball bearing drawer guides
- 6 Gal. Gas DSI water heater
- Radius shower enclosure (Per floorplan)
- Pass thru storage
- One piece kitchen backsplash
- High definition countertops
- 78" Interior height
- Brushed nickel cabinet hardware
- Beauflor® linoleum flooring

- Manual awning
- Bedspread for main bed

POPULAR OPTIONS

- Double door refer IPO single door
- Stabilizer jacks
- Range w/ oven IPO cook top
- Spare tire & carrier
- Ducted A/C
- Outside camp kitchen (Certain models)

LIMITED TIME OPTIONS

(Contact your local dealer for more information)

- SolidStep double step (Main door only)
- Exterior LED light strip under awning
- Recessed stove top w/ glass stove cover
- Modern roller shades w/ autostop (Living, bed)
- Green pkg: Furrion® solar prep & LED mushroom lights
- Power awning w/ adjustable legs
- Power stab jacks and power tongue jack
- Push button remote w/ remote holster (Operates slides, stab jacks, awning, light)
- Bluetooth stereo with remote
- LED accent pkg (Interior main slides, exterior ground effects)
- Furrion® backup camera prep
- Stainless steel appliance package

* See your dealer for more details about our Limited Time Options

The Wildwood Product Lineup



WILDWOOD



X-LITE



HERITAGE GLEN



DLX | LODGE | GRAND LODGE

CUSTOMER SATISFACTION



www.ForestRiverBuyLocal.com

FREE MEMBERSHIP
to Forest River Owners' Group

www.forestriverfrog.com



Learn More
Scan this barcode using a QR Reader on your smart phone to learn more about Forest River.



A Berkshire Hathaway company.

FOREST RIVER, INC. 55470 C.R. 1 ELKHART, IN 46515 | (574) 533-5934
WWW.FORESTRIVERINC.COM/WILDWOOD | WWW.FORESTRIVERACCESSORIES.COM



PRE-DELIVERY INSPECTION FACILITY

20,000 square feet of quality assurance. The bare essentials for a premium product. This state-of-the-art facility gives immediate daily feedback to production for quality assurance in every unit built.

Specification Definitions

GVWR (Gross Vehicle Weight Rating) - is the maximum permissible weight of the unit when fully loaded. It includes all weights, inclusive of all fluids, cargo, optional equipment and accessories. For safety and product performance do NOT exceed the GVWR.

GAWR (Gross Axle Weight Rating) - is the maximum permissible weight, including cargo, fluids, optional equipment and accessories that can be safely supported by a combination of all axles.

UVW (Unloaded Vehicle Weight)* - is the typical weight of the unit as manufactured at the factory. It includes all weight at the unit's axle(s) and tongue or pin and LP Gas. The UVW does not include cargo, fresh potable water, additional optional equipment or dealer installed accessories.

*Estimated average based on standard build optional equipment.

CCC (Cargo Carrying Capacity)** - is the amount of weight available for fresh potable water, cargo, additional optional equipment and accessories. CCC is equal to GVWR minus UVW. Available CCC should accommodate fresh potable water (8.3 lbs per gallon). Before filling the fresh water tank, empty the black and gray tanks to provide for more cargo capacity.

** Estimated average based on standard build optional equipment

Each Forest River RV is weighed at the manufacturing facility prior to shipping. A label identifying the unloaded vehicle weight of the actual unit and the cargo carrying capacity is applied to every Forest River RV prior to leaving our facilities.

The load capacity of your unit is designated by weight, not by volume, so you cannot necessarily use all available space when loading your unit.

All information contained in this brochure is believed to be accurate at the time of publication. However, during the model year, it may be necessary to make revisions and Forest River, Inc., reserves the right to make all such changes without notice, including prices, colors, materials, equipment and specifications as well as the addition of new models and the discontinuance of models shown in this brochure. Therefore, please consult with your Forest River dealer and confirm the existence of any materials, design or specifications that are material to your purchase decision. Litho. U.S.A. FDR 1420 P/W: 2017.11.15

YOUR XLITE DEALER

2018