

# GEMINI<sup>®</sup>

RUV BY THOR MOTOR COACH

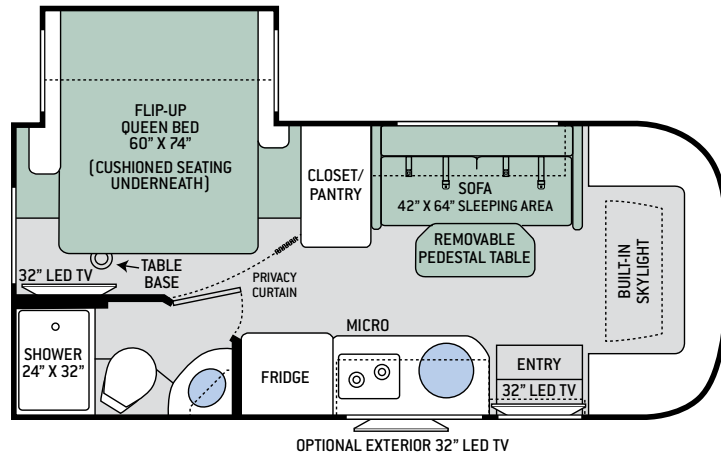


 **THOR**  
MOTOR COACH

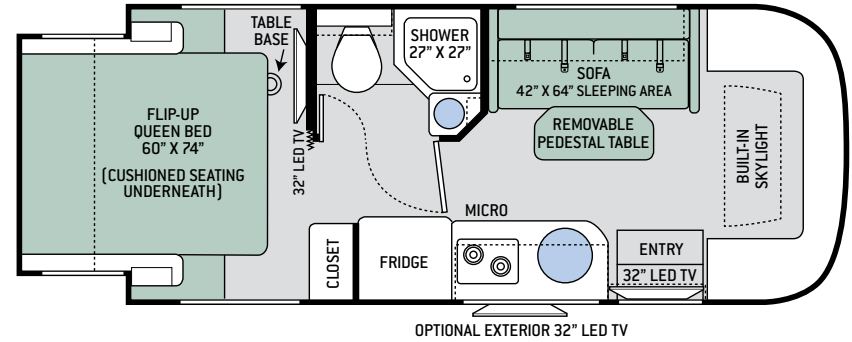
Made to fit.

# Floor Plans

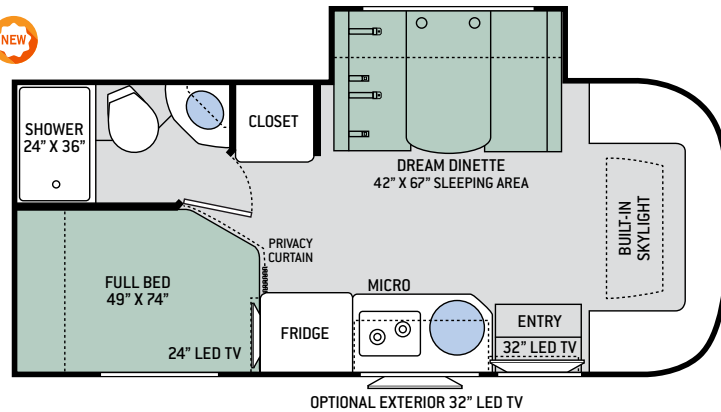
23TB



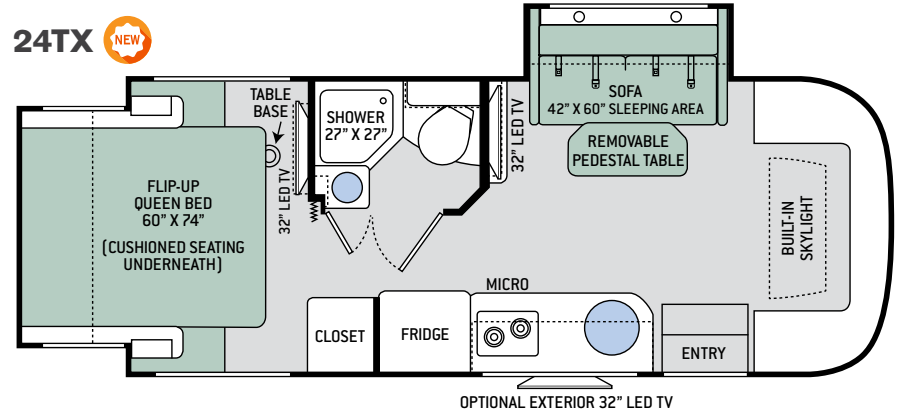
23TR



23TK NEW



24TX NEW



# Specifications

	23TB	23TK	23TR	24TX
Chassis	Ford Transit	Ford Transit	Ford Transit	Mercedes-Benz Sprinter
Gross Vehicle (GVWR)	10,360	10,360	10,360	11,030
Gross Combined (GCWR)	13,500	13,500	13,500	15,250
Wheel Base	156"	156"	156"	170.3"
Exterior Length (w/o ladder)	23'-6"	23'-6"	23'-6"	24'-11"
Exterior Height (w/ AC)	10'-5"	10'-5"	10'-5"	10'-9"
Exterior Width (w/o mirrors)	90"	90"	90"	90"
Interior Height (living area)	80"	80"	80"	80"
Awning Size	14'	14'	14'	15'-6"
Fuel (gal)	25	25	25	25
LPG (lbs)	68	68	68	68
Fresh/Waste/Gray Water (gal)	31 / 19.5 / 37	30 / 28.5 / 19.5 & 18	31 / 28.5 / 19.5 & 18	30 / 25 / 27
Water Heater (gal)	Instant Tankless	Instant Tankless	Instant Tankless	Instant Tankless
Furnace (BTUs)	19,000	19,000	19,000	19,000
Exterior Storage Capacity (cu. ft.)	16.2	29	25.3	50.6

# Interior Decor



CITRUS SPLASH



COOL JAZZ



BEECHWOOD CABINETRY



GLAZED PECAN CABINETRY

# Exterior Graphics



JET STREAM PARTIAL-PAINT




WAVE RUNNER PARTIAL-PAINT



# Features

## CONSTRUCTION & EXTERIOR

- Ford® Transit Chassis with 3.2L I-5 Power Stroke® Turbo Diesel, 185HP & 350 lb.-ft. Torque (23TB, 23TR & 23TK)
- Mercedes-Benz® Sprinter Chassis with 3.0L V6, 188HP & 325 lb.-ft. Torque (24TX)
- Welded Tubular Steel Floor
- Welded Tubular Aluminum Roof & Sidewall Cage Construction
- Vacu-Bond Laminated Roof, Walls & Floor with Block Foam Insulation
- Premium One-Piece TPO Roof 
- One-Piece Fiberglass Front Cap with Integrated Wing Walls
- Fiberglass Upper & Lower Rear Caps
- Built-In Skylight with Electric Shade
- Partial-Paint on HD-MAX® Exterior with Graphics Package
- Rotocast Storage Compartments
- Flush Mount Compartment Doors
- Power Patio Awning with Integrated LED Lighting
- Slideout Room Topper Awning(s)
- Electric Entry Step (24TX)
- Entry Door with Deadbolt Lock
- Exterior Grab Handle
- Patio Light
- Roof Ladder (23TB & 23TK)
- Frameless Windows
- 5,000-lb. Trailer Hitch

## AUTOMOTIVE & COCKPIT

- AM/FM Dash Radio with CD Player
- Rear View Mirror w/Back-Up Monitor (23TB, 23TR & 23TK)
- Back-Up Monitor (24TX)
- Deluxe Heated/Remote Exterior Mirrors
- Cloth Captain's Chair - Passenger Chair Swivels (23TB, 23TR & 23TK)
- Leatherette Swivel Driver/Passenger Captain's Chairs (24TX)
- Emergency Engine Start Switch (23TB, 23TK & 23TR)



**IMPORTANT—PLEASE READ:** This brochure reflects product design, fabrication, material, components and specifications at the date of printing, which date is disclosed below. **Please visit us online at [ThorMotorCoach.com](http://ThorMotorCoach.com) or consult with your selling dealership for the latest in standards, options, specification and technical information.** Photographs in the brochure may depict optional equipment or may only be available in certain floor plans. Components, appliances and the chassis may have been manufactured in a calendar year before the vehicle's designated model year. All capacities are approximate. The actual length of the vehicle may differ from that indicated in the brochure due to variances in the manufacturing processes and/or installed components. All dry weights are based on standard model features and do not include optional features or equipment. Component part and appliance manufacturers issue limited warranties covering portions of the vehicle not covered under the limited warranty we issue. Copyright Thor Motor Coach, Inc. © OH 10/01/16 V2

- Cruise Control
- Tilt Steering Wheel
- Windshield Privacy Curtain
- Power Windows and Door Locks
- Keyless Entry System
- Stainless Steel Wheel Liners

## INTERIOR

- Rubber Tread Entry Steps with Lighted Step Well
- Metal Entry Grab Handle
- Residential Vinyl Flooring Throughout
- 80" Interior Ceiling Height
- Hard Vinyl Ceiling
- LED Lighting
- Ducted Air Conditioning System
- Leatherette Jack-Knife Sofa & Removable Pedestal Table (23TB, 23TR & 24TX)
- Leatherette Dream Dinette® Booth (23TK)
- Pressed Laminate Countertops
- Euro-Style Cabinet Doors w/Soft Close Hidden Hinges & Nickel Finish Hardware
- Full Extension Metal Ball-Bearing Drawer Guides
- Window Privacy Roller Shades

## KITCHEN

- 5.5 cu. ft. 3-Way (LP/120-volt /12-volt) Refrigerator with Stainless Steel Door Inserts
- European 2-Burner Gas Cooktop with Glass Cover
- Protective Cover & Task Lighting Underneath Cabinets
- Convection Microwave Oven Below Cooktop
- Large Undermount Stainless Steel Single Bowl Sink w/Cover
- Single Handle Kitchen Faucet w/Pull-Down Sprayer
- Waste Basket

## KITCHEN OPTION

- 12-volt Attic Fan with Cover

## BEDROOM & BATHROOM

- Flip-Up Queen Size Bed with Reversible Mattress & Cushioned Seating Underneath (23TB, 23TR & 24TX)
- Full Size Bed (23TK)
- Pedestal Table Base in Bedroom (23TB, 23TR & 24TX)

- Designer Headboard, Bedspread & Pillow Shams
- Pleated Privacy Door in Bedroom (23TR & 24TX)
- Privacy Curtain in Bedroom (23TB & 23TK)
- Shower with Deluxe Curtain & Curved Rod
- Foot Flush Toilet
- Stainless Steel Bathroom Sink
- Power Vent in Bathroom

## BEDROOM & BATHROOM OPTION

- 12-volt Attic Fan with Cover in Bedroom (23TB & 23TK)

## ENTERTAINMENT

- 32" LED TV in Living Area
- 32" LED TV in Bedroom (23TB, 23TR & 24TX)
- 24" LED TV in Bedroom (23TK)
- Cable TV Ready
- Digital TV Antenna
- Bluetooth® Coach Radio System w/DVD Player, HDMI Ready, App Control & Exterior Speakers
- Power Charging Center for Electronics

## ENTERTAINMENT OPTION

- Exterior 32" LED TV on Manual Swivel

## ELECTRICAL & PLUMBING

- Onan® RV QG 3600 LP Generator
- 30-amp Shoreline Power Cord
- Automatic Shoreline-to-Generator Transfer Switch
- Battery Disconnect Switch
- 13,500 BTU Low-Profile Air Conditioner
- Instant Tankless Water Heater
- Outside Shower
- Systems Control Center

## ELECTRICAL & PLUMBING OPTIONS

- Onan® RV QD 3200 Diesel Generator (24TX)
- 13,500 BTU Low-Profile Air Conditioner with Heat Pump IPO Standard Air Conditioner
- Second Auxiliary House Battery
- Holding Tanks with Heat Pads

YOUR LOCAL THOR MOTOR COACH DEALER



**Made to fit.**

[thormotorcoach.com/gemini](http://thormotorcoach.com/gemini)



P.O. Box 1486, Elkhart, IN 46515 Sales Department: 800.860.5658 Customer Service: 877.855.2867