

SOLLAIRE

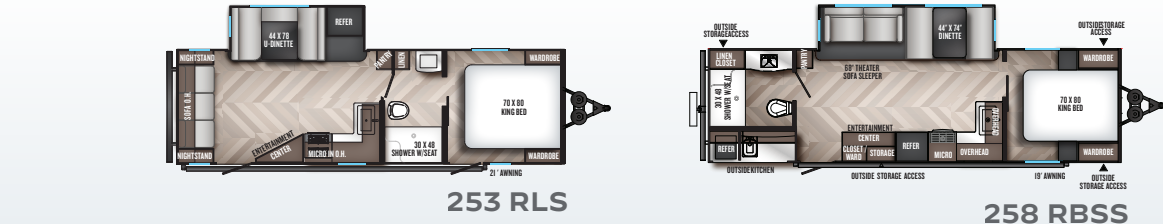
BY PALOMINO



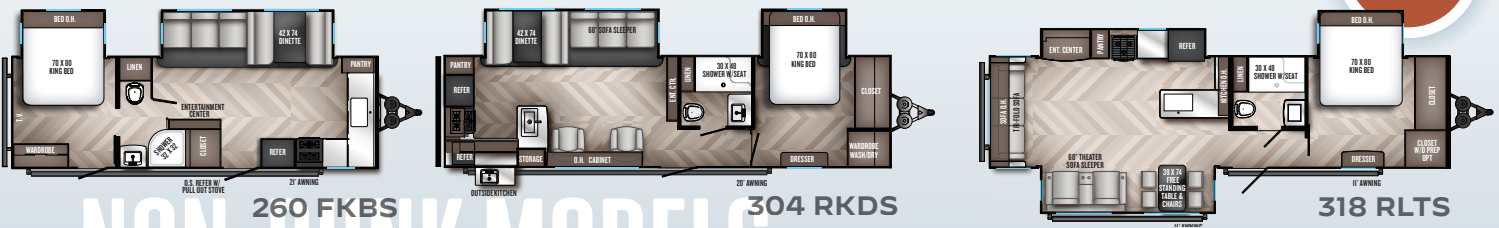
HYBRID MODELS



NEW

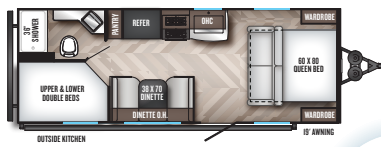


NEW



NON-BUNK MODELS

6T3 Not available



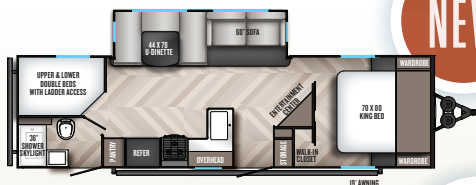
217 BH

NEW



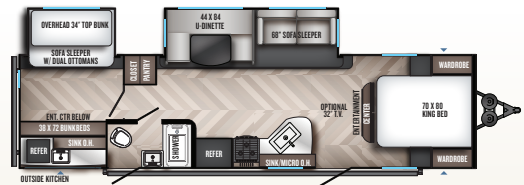
243 BHS

NEW

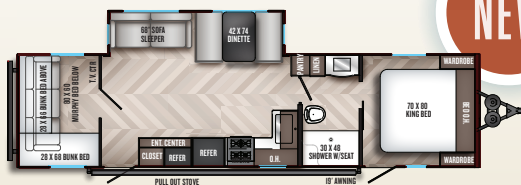


294 DBHS

NEW

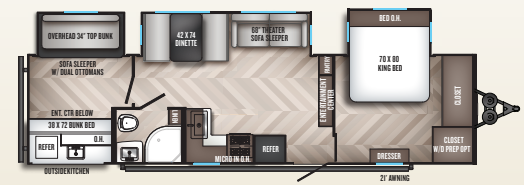


317 BHSK



319 DQBH

NEW



320 TSBH

BUNK MODELS

SOLAIRE

BY PALOMINO

HYBRIDS

	147 X	163 X	185 X	NON-BUNKS									
	202 RB	205 SS	242 RBS	253 RLS	258 RBSS	260 FKBS	304 RKDS	318 RLTS					
Hitch Dry Weight	315	400	444	536	546	625	607	765	850	920	1045		
Dry Axle Weight	2720	3195	3652	3239	3800	5025	5315	5595	5345	6333	7375		
Total Dry Weight	3035	3595	4096	3775	4347	5650	5922	6360	6195	7253	8420		
GVWR	3815	4996	5630	5125	5630	7265	7607	7765	7850	8920	10295		
Unloaded Vehicle Weight	3073	3633	4134	3813	4385	5688	5960	6398	6233	7291	8458		
Interior Height	6'8"	6'8"	6'8"	6'8"	6'8"	6'8"	6'8"	6'8"	6'8"	6'8"	6'8"		
Exterior Height w/ AC	10'1"	10'1"	10'1"	10'1"	10'1"	11'1"	11'1"	11'1"	11'1"	11'1"	11'1"		
Exterior Width	8'	8'	8'	8'	8'	8'	8'	8'	8'	8'	8'		
Travel Length	19'1"	20'9"	25'9"	23'9"	24'3"	27'11"	30'8"	32'8"	29'11"	35'2"	36'3"		
Open Length	23'9"	25'3"	30'5"	NA	NA	NA	N/A	N/A	N/A	N/A	N/A		
Fresh Water Capacity [Gal.]	44	44	44	44	44	44	44	44	44	44	44		
Gray Water Capacity [Gal.]	30	30	38	38	38	38	68	68	60	106	98		
Black Water Capacity [Gal.]	30	30	30	38	30	38	30	30	30	38	30		
Cargo Carrying Capacity [Gal.]	742	1363	1496	1312	1245	1577	1647	1367	1617	1629	1837		

BUNKS

	217 BH	243 BHS	294 DBHS	317 BHSK	319 DQBH	320 TSBH
Hitch Dry Weight	570	566	675	705	860	1085
Dry Axle Weight	4210	4606	5680	6365	6040	6835
Total Dry Weight	4780	5172	6355	7070	6900	7920
GVWR	6390	6710	7675	8705	8794	9825
Unloaded Vehicle Weight	4818	5210	6393	7108	6938	7958
Interior Height	6'8"	6'8"	6'8"	6'8"	6'8"	6'8"
Exterior Height w/ AC	10'1"	11'1"	11'1"	11'1"	11'1"	11'1"
Exterior Width	8'	8'	8'	8'	8'	8'
Travel Length	26'4"	27'10"	33'6"	35'1"	36'3"	36'3"
Open Length	NA	NA	N/A	N/A	N/A	N/A
Fresh Water Capacity [Gal.]	44	44	44	44	44	44
Gray Water Capacity [Gal.]	68	38	60	76	68	98
Black Water Capacity [Gal.]	30	38	30	38	30	30
Cargo Carrying Capacity [Gal.]	1572	1500	1282	1597	1856	1867

SUPERIOR FEATURES. TOP TEN REASONS TO BUY

1. Vacuum bonded walls and roof
2. White gel-coat fiberglass exterior
3. Dexter® torsion axle
4. Outdoor convenience center for hookups
5. Fully welded aluminum super structure
6. Solid surface counter tops
7. 11 cu ft electric refrigerator
8. Fiberglass front cap w/ windshield and LED lights [N/A on expandables]
9. Raised panel cabinet doors with hidden hinges
10. King memory foam mattress [N/A on 202 / 217 / expandables]

SPECIFICATION DEFINITIONS

GVWR (Gross Vehicle Weight Rating) - is the maximum permissible weight of the unit when fully loaded. It includes all weights, inclusive of all fluids, cargo, optional equipment and accessories. For safety and product performance do NOT exceed the GVWR.

GAWR (Gross Axle Weight Rating) - is the maximum permissible weight, including cargo, fluids, optional equipment and accessories that can be safely supported by a combination of all axles.

UVW (Unloaded Vehicle Weight)* - is the typical weight of the unit as manufactured at the factory. It includes all weight at the unit's axle(s) and tongue or pin and LP Gas. The UVW does not include cargo, fresh potable water, additional optional equipment or dealer installed accessories.

*Estimated average based on standard build optional equipment.

CCC (Cargo Carrying Capacity)** - is the amount of weight available for fresh potable water, cargo, additional optional equipment and accessories. CCC is equal to GVWR minus UVW. Available CCC should accommodate fresh potable water (8.3 lbs per gallon). Before filling the fresh water tank, empty the black and gray tanks to provide for more cargo capacity.

** Estimated average based on standard build optional equipment

Each Forest River RV is weighed at the manufacturing facility prior to shipping. A label identifying the unloaded vehicle weight of the actual unit and the cargo carrying capacity is applied to every Forest River RV prior to leaving our facilities.

The load capacity of your unit is designated by weight, not by volume, so you cannot necessarily use all available space when loading your unit.



Learn More
Scan this barcode using a QR Reader on your smart phone to learn more about Forest River.



A Berkshire Hathaway company.



PALOMINO

1047 East M-86 | Colon, MI 49040
P: 269.432.3271 | F: 269.432.2516
www.palominorv.com