

# MONTANA

LUXURY FIFTH WHEELS



BUILT BY  
**EXPERIENCE**

OVER 90,000 MONTANA FIFTH WHEELS ON THE ROAD TODAY



# MONTANA

HIGH COUNTRY



When Cole Davis founded Keystone RV in 1996 his vision was clear: Build a quality RV loaded with features priced thousands less than other RVs on the market. To accomplish his goal, Cole built a strong team, focused on keeping overhead low, and empowered employees closest to the customer to make decisions. Within a few short months after opening the doors, Keystone produced its very first camper. Delivering big on quality, features and value, the public fell in love and a star was born.

As customers appetite skyrocketed, new Keystone models were added to satisfy growing customer demand. Along with this tremendous growth came the need for expanded production. To meet this need, more manufacturing plants were built and staffed. By the beginning of 2000, Keystone was leading the industry in fifth wheel and trailer sales. Today, Keystone RV Company has grown to encompass over 1 million square feet of manufacturing space with facilities in Goshen, Indiana and Pendleton, Oregon. While Keystone is no longer the small "start up" we once were, our mission has remained true to Cole's vision—"Do the job right and make sure we deliver a quality product every time."

**THE COMPLETE CHOICE**

FOR MORE INFORMATION ON KEYSTONE RV VISIT  
[WWW.BIT.LY/10A00LK](http://WWW.BIT.LY/10A00LK)

**SCAN ME**  
FOR MORE INFORMATION ON KEYSTONE RV COMPANY

**MONTANA**  
LUXURY FIFTH WHEELS

Montana was created in 1998 for the sole purpose of providing a high-quality, luxury fifth wheel at an affordable price. By listening to customers, Montana delivered a fifth wheel to lead the industry in quality, style, innovation and value. Experienced RVers responded to the painstaking details crafted into every square inch of every floor plan as Montana quickly revolutionized the fifth wheel market in the late 90's.

In 2001, Montana finished the year as the #1 selling fifth wheel brand in the United States for the first time and has remained the #1 selling luxury fifth wheel for 16 consecutive years.

Today, Montana continues to lead the industry in creating spacious, highly functional, durable and dependable luxury fifth wheels. Every Montana is crafted with the confidence that comes from 18 years of quality fifth wheel building expertise. We continue to raise both structural standards and customer expectations through our cutting-edge technology and handcrafted skills that put our manufacturing in a class by itself.

The future promises new and exciting developments to enhance the ultimate RVing experience that only a Montana can deliver. Montana's patent pending front cap windshield design is just the latest in a long history of innovation.

With over 90,000 Montana fifth wheels on the road today and the most repeat buyers of any towable brand in the industry, the Montana legacy continues to grow larger and larger year after year.

**TRUSTED RESULTS**



**LUXURY FIFTH WHEEL 16 CONSECUTIVE YEARS**

**RVDA QUALITY CIRCLE AWARD RECIPIENT**

# WARRANTY FOR FULL TIME RVING\*

**MORE FULL TIME RVERS THAN ANY OTHER BRAND IN THE INDUSTRY!**

There are more full time Montana campers on the road than any other towable brand in North America. With the most efficient, well developed warranty, parts and service group. Keystone RV provides unprecedented support and confidence to all Keystone brand customers.

\*REFERENCE KEYSTONE RV COMPANY OWNERS MANUAL FOR LIMITED WARRANTY DETAILS

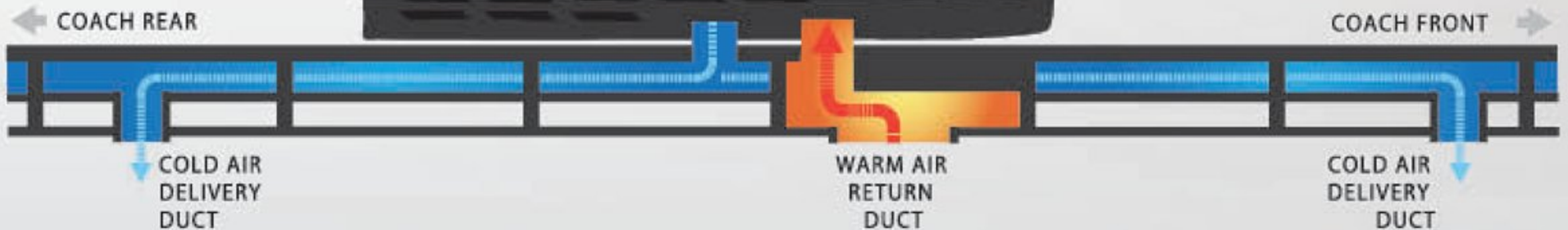


## FOUR SEASON LIVING

The industry leader in four season fifth wheel capabilities, Montana has been tested and approved for zero degree usage since 2005. Montana's Radiant technology insulation combined with Astro-Foil technology give you the ultimate in four season usage.



## QUIET COOL AIR CONDITIONER W/HEAT PUMP



## WIRED FOR PERFORMANCE KEYSTONE'S EXCLUSIVE UNIFIED WIRING STANDARD

*EACH WIRE COLOR-CODED AND NUMBERED.*

- **Saves Time.** Your service techs can trouble shoot in seconds, not hours.
- **Unique selling feature.** Your front-line sales team can sell the benefits of this exclusive Keystone feature.
- **Consumer friendly.** Color-coded and numbered wiring makes it easy for the customer (and your techs) to trace wires.
- **Standardized wiring color-codes and numbers across ALL Keystone Indiana-built products.**
- **Your service team will love the consistency between brands.**

THE NEW KEYSTONE UNIFIED WIRING STANDARD. COLOR-CODED AND NUMBERED, EACH CIRCUIT IN YOUR COACH CAN INSTANTLY BE IDENTIFIED, SIMPLIFYING DIAGNOSTICS, TROUBLESHOOTING AND SERVICE.



# MONTANA HIGH COUNTRY



\* INCLUDES 8" EXTENSION ADDED TO BUMPER FOR BIKERACK

MODEL	305	310	340	344	352	358
SHIPPING WEIGHT	10380	10450	12208	11220	10682	12570
CARRYING CAPACITY	3880	3705	2584	3040	3418	2830
HITCH WEIGHT	2270	2155	2280	2280	2300	2365
EXTERIOR LENGTH*	35' 8"	34' 11"	41' 10"	37' 3"	37' 5"	40' 8"
EXTERIOR HEIGHT†	12' 9"	12' 9"	12' 9"	12' 9"	12' 0"	12' 0"
FRESH WATER	64	64	64	64	64	64
WASTE WATER	48	48	48	48	48	68
GRAY WATER	98	98	98	98	98	68
LPG LB.	60	60	60	60	60	60

DISCLAIMER: Product information is as accurate as possible as of the date of publication of this brochure. All features, floor plans, and specifications in this brochure are subject to change without notice. Please also consult Keystone's web site at [www.keystonerv.com](http://www.keystonerv.com) for more current product information and specifications. Tow Vehicle Disclaimer. CAUTION: Owners of Keystone recreational vehicles are solely responsible for the selection and proper use of tow vehicles. All customers should consult with a motor vehicle manufacturer or their dealer concerning the purchase

**BUILD  
EXPERIENCE**  
OVER 90,000 MONTANA FIFTH

# MONTANA COUNTRY



† EXCLUDING 2ND A/C - 13' 5" EXTERIOR HEIGHT W/OPTIONAL 2ND A/C

MODEL	362	370	375	378	380
SHIPPING WEIGHT	12610	11883	11868	11885	12995
CARRYING CAPACITY	3180	3317	3532	3515	4005
HITCH WEIGHT	2750	2305	2265	2405	3030
EXTERIOR LENGTH*	40' 11"	41' 8"	42' 6"	40' 11"	41' 8"
EXTERIOR HEIGHT †	12' 9"	12' 9"	12' 9"	12' 9"	12' 9"
FRESH WATER	64	64	64	64	64
WASTE WATER	88	48	38	48	38
GRAY WATER	98	88	78	88	78
LPG LB.	60	60	60	60	60

and use of suitable tow vehicles for Keystone products. Keystone disclaims any liability or damages suffered as a result of the selection, operation, use or misuse of a tow vehicle. KEYSTONE'S LIMITED WARRANTY DOES NOT COVER DAMAGE TO THE RECREATIONAL VEHICLE OR THE TOW VEHICLE AS A RESULT OF THE SELECTION, OPERATION, USE OR MISUSE OF THE TOW VEHICLE. REFERENCE KEYSTONE RV COMPANY OWNERS MANUAL FOR LIMITED WARRANTY DETAILS. \*Length is defined as the distance from the centerline of hitch pin/coupler to rear bumper of trailer. †11.16

# T BY I ENCE

WHEELS ON THE ROAD TODAY



**362RD**



**370BR**



**374FL / 375FL**

RV REFRIGERATOR RES. REFRIGERATOR



**378RD / 379RD**

RV REFRIGERATOR RES. REFRIGERATOR



**380TH / 381TH**

RV REFRIGERATOR RES. REFRIGERATOR

**MOVING TO MONTANA PACKAGE**

**Living Area Features**

- Cognac walnut cabinetry
- Brushed nickel cabinet hardware
- Solid hardwood slideout fascia
- 6' 6" Tall main slide-outs
- Flush mounted LED interior lights
- Roller Shades
- Ceiling fan
- Ceiling crown molding
- Tri-fold hide-a-bed sofa

**Kitchen Features**

- Solid surface kitchen countertop
- Stainless steel kitchen sink
- Kitchen faucet with integrated pull out sprayer
- Solid surface flushmount sink covers
- Sink cover storage below kitchen sink
- Flush mount glass range cover
- 30" Over-The-Range Microwave
- 22" Oven with Broiler
- High output range with automatic igniter
- 12 Cubic foot 4 door RV refrigerator (305, 310, 340, 344, 352, 358, 362, 370, 374, 378, 380)
- Power vent fan with rain sensor in kitchen
- Full extension drawer guides
- Pull out kitchen trash can (Select models)
- Motion sensor LED light in pantry (Select models)
- "Sky-View" lighted skylight with shade

**Home Entertainment**

- RG-6 satellite prep
- Winegard Rayzar Z-1 HD digital TV antenna
- 40" or 50" HD LED TV in living area
- 32" HD LED TV in bedroom
- DVD Player
- Bluetooth sound bar with FM Tuner
- Marine grade exterior speakers

**Bedroom Features**

- 60" x 80" Queen Bed
- Bedside USB charging station
- Bedside night stands
- Designer headboard
- Two bedside windows in slide out
- Reading lights over bed
- Massive storage under bed
- Prepped for combo OR 2 piece washer/dryer with separate 20amp circuits for each appliance
- Magnetic bedroom door holder
- Wire & frame for 2nd ducted A/C
- 50amp Service
- 65amp Converter
- Motion sensor LED light in bedroom closet

**Bathroom Features**

- Seamless 48" x 30" fiberglass shower
- Sky light over shower
- Porcelain foot flush toilet
- 18 gallon Per Hour DSI gas/electric water heater

**HIGH COUNTRY PACKAGE**

**Construction**

- Welded aluminum framed walls and floors
- Laminated sidewalls with metal backing strips to anchor interior cabinets
- Seamless Plyveneer® floor decking
- Powder coated 10" steel I-beam frame (305, 310, 344, 345, 352, 353)
- Powder coated 12" steel I-beam frame (340, 358, 362, 370, 374, 375, 378, 379, 380, 381)
- Tested and approved for 0 degree usage
- (R-38 Equivalent) Radiant technology insulated roof

- (R-21) Insulated main floor
- (R-15) Insulated slideout floors
- (R-11) Insulated sidewalls
- Vented attic
- Insulated and heated holding tanks and dump valves
- Enclosed and heated low point drains
- 12v electric fresh water tank heater
- 35,000 BTU furnace
- 4770 BTU electric fireplace

**Towing**

- Max Turn front cap and radius frame with Hitch Vision™
- Prepped for rear view camera
- MORryde CRE 3000 suspension
- 16" 8-Lug Aluminum wheels
- 6000 lb Dexter E-Zlube axles with self adjusting brakes (305, 310, 344, 345, 352, 353)
- 7000 lb Dexter E-Zlube axles with self adjusting brakes (340, 358, 362, 370, 374, 375, 378, 379, 380, 381)
- Back-up lights
- Under mount spare tire and carrier

**Exterior**

- Automotive paint with 2 layers of clear coat on front cap
- High gloss gel coated sidewalls and rear wall
- Automotive frameless safety glass windows
- Extra large (30" wide by 78" tall) entry door with friction hinge
- Fold away entry handle
- Rear roof ladder
- Enormous drop frame pass thru storage compartment
- Slam latch pass thru storage compartment doors
- Four step entry steps
- Ground effect lighting
- Motion sensor LED lights in pass thru storage compartment
- 12v electric patio awning with LED lights
- Heated central exterior water and convenience center
  - Outside shower with quick connect hose
  - Black tank flush
  - Easy winterization kit
  - Water heater bypass
  - Power tank fill
  - Enclosed low point drains
  - Battery disconnect
  - Cable/satellite hook-ups
  - Motion sensor LED light

**OPTIONS**

**Interior Options**

- King Bed (N/A 362RD, 380/381TH)
- Residential French door refrigerator with ice maker and 1000 Watt inverter (345, 353, 375, 379, 381)
- 4770 BTU electric fireplace (Mandatory 310, 362, 374, 375, 378, 379)
- Power vent fan with rain sensor in bathroom
- Power vent fan with rain sensor in rear bathroom (358 or 362)
- Theater seating in place of living area hide-a-bed (358 or 362)
- Theater seating in place of recliners (305, 310, 340, 344, 345, 352, 353, 370)
- Free standing dinette with 4 chairs IPO Booth Dinette

**Exterior Options**

- Tailgate bike rack (Mandatory)
- 4 Point electric automatic leveling system (305, 310, 344, 345, 352, 353)
- 6 Point electric automatic leveling system (340, 358, 362, 370, 374, 375, 378, 379, 380, 381)
- Dual pane frameless windows
- Low profile ducted 2nd 13,500 BTU A/C
- Slideout awnings package
- Generator ready (Onan 5.5 KW specifications)
- Onan Marquis Gold 5.5 KW LP generator

# TOP FEATURES

**MONTANA**  
HIGH COUNTRY



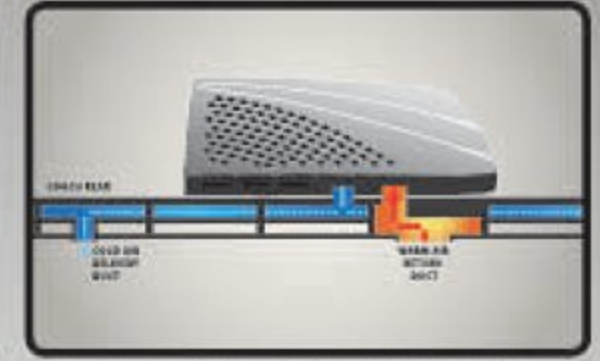
**UPGRADE ROLLER SHADES**



**18 CU. FT. RESIDENTIAL REFRIGERATOR W/  
ICE MAKER (345RL, 353RL, 375FL, 379RD)**



**KING SIZE BED  
(N/A 362RD, 380/381TH)**



**15K QUIET COOL AIR CONDITIONING**



**SEAMLESS 48" X 30"  
FIBERGLASS SHOWER W/ SEAT**



**78" TALL MAIN SLIDE-OUTS W/  
PANORAMIC WINDOWS**



**TRUE 30" RESIDENTIAL MICROWAVE**



**AUTO LEVELING SYSTEM**



**DROP FRAME CONSTRUCTION WITH  
MASSIVE STORAGE**



**TAILGATE BIKE RACK**



**FRAMELESS WINDOWS**



**WINEGARD RAYZAR Z-1 TV ANTENNA**

# OUTDOOR KITCHEN



Dining al fresco is only half the fun - things really heat up when the entire cooking experience is brought outside at the campground. The new Montana High Country outside kitchen is equipped with a microwave, refrigerator and pull out cook top. The new cook top features an integrated heat-resistant safety glass lid and piezo ignition system while the outside water station on the rear wall provides hot and cold water for cooking and cleaning.

**ALL NEW**



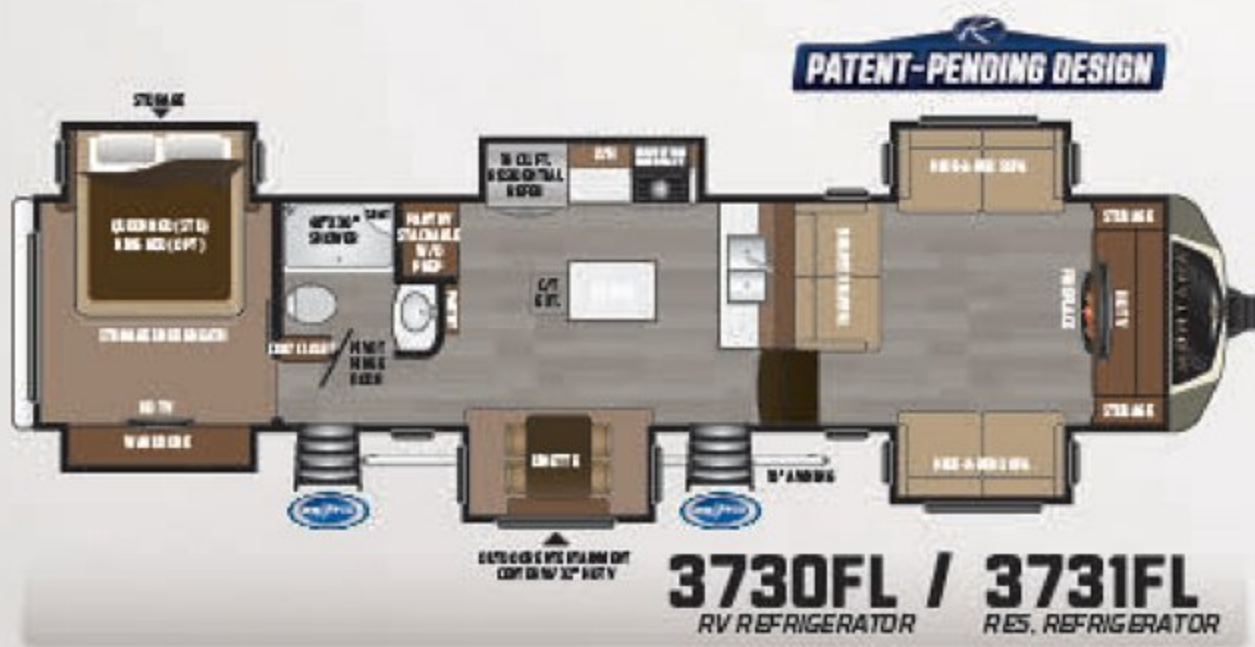


# MONTANA

## LUXURY FIFTH WHEEL



	3000	3160	3661	3721	3731
SHIPPING WEIGHT	11980	11935	13180	12885	13375
CARRYING CAPACITY	4020	4065	3465	3955	3305
HITCH WEIGHT	2300	2520	2645	2840	2680
EXTERIOR LENGTH*	35' 5"	35' 6"	39' 4"	39' 7"	39' 8"
EXTERIOR HEIGHT	13' 5"	13' 5"	13' 5"	13' 5"	13' 5"
FRESH WATER	66	66	66	66	66
WASTE WATER	49	49	49	49	39
GRAY WATER	88	88	88	88	78
LPG LB.	60	60	60	60	60



DISCLAIMER: Product information is as accurate as possible as of the date of publication of this brochure. All features, floor plans, and specifications in this brochure are subject to change without notice. Please also consult Keystone's web site at [www.keystonerv.com](http://www.keystonerv.com) for more current product information and specifications. Tow Vehicle Disclaimer. CAUTION: Owners of Keystone recreational vehicles are solely responsible for the selection and proper use of tow vehicles. All customers should consult with a motor vehicle manufacturer or their dealer concerning the purchase and use of suitable tow vehicles for Keystone products.

# BUILT BY AN EXPERIENCED

OVER 90,000 MONTANA FIFTH WHEELS



# MONTANA

## FIFTH WHEEL



	3790	3810	3920
MODEL	3791	3811	3921
SHIPPING WEIGHT	13470	13425	13625
CARRYING CAPACITY	3475	3415	3305
HITCH WEIGHT	2945	2840	2930
EXTERIOR LENGTH*	40' 1"	40' 9"	41' 4"
EXTERIOR HEIGHT	13' 5"	13' 5"	13' 5"
FRESH WATER	66	66	66
WASTE WATER	49	49	88
GRAY WATER	88	88	88
LPG LB.	60	60	60

Keystone disclaims any liability or damages suffered as a result of the selection, operation, use or misuse of a tow vehicle. KEYSTONE'S LIMITED WARRANTY DOES NOT COVER DAMAGE TO THE RECREATIONAL VEHICLE OR THE TOW VEHICLE AS A RESULT OF THE SELECTION, OPERATION, USE OR MISUSE OF THE TOW VEHICLE. REFERENCE KEYSTONE RV COMPANY OWNERS MANUAL FOR LIMITED WARRANTY DETAILS. \*Length is defined as the distance from the centerline of hitch pin/coupler to rear bumper of trailer. 11.16

# T BY IENCE

WHEELS ON THE ROAD TODAY

**Living Area Features**

- Glazed zinfandel cherry cabinetry
- Hidden cabinet hinges
- Solid hardwood slideout fascia
- 6'6" Tall main slide-outs
- Flush Mounted LED Interior Lights
- Roller shades
- Ceiling fan with light kit
- Front to rear interior vaulted ceiling
- Ceiling crown molding with LED Lighting
- Tri-fold hide-a-bed sofa

**Kitchen Features**

- Solid surface kitchen countertops
- Stainless steel kitchen sink
- Hi arch kitchen faucet with integrated pull down sprayer
- Solid surface flush mount sink covers
- Sink cover storage below kitchen sink
- 30" over-the-range convection/microwave oven
- 18 Cubic foot 4 door RV refrigerator (3000, 3160, 3660, 3720, 3730, 3790, 3810, 3820, 3910, 3950)
- Residential french door refrigerator w/ ice maker and 1000 watt inverter (3661, 3721, 3731, 3791, 3811, 3911)
- Power vent fan with rain sensor in kitchen
- Full extension drawer guides
- Wall mounted free standing dinette with (2) fixed and (2) folding chairs (Optional 3820)
- Pull out kitchen trash can (Most models)
- Central vacuum with interior and exterior ports plus toe kick sweep

**Home Entertainment**

- RG-6 satellite prep
- Winegard Rayzar Z-1 HD digital TV antenna
- 48" HD LED TV in living area
- 32" HD LED TV in bedroom
- DVD/CD/MP3 entertainment system with bluetooth
- Marine grade exterior speakers

**Bedroom Features**

- 60" x 80" Queen Bed
- iRelax high density mattress
- (2) Bedside electrical outlets
- Bedside night stands
- Quilted headboard
- Reading lights over bed
- Massive storage under bed
- Prepped for combo OR 2 piece washer/dryer with separate 20amp circuits for each appliance

**Bathroom Features**

- Seamless 48" x 30" fiberglass shower
- Skylight over shower
- Porcelain foot flush toilet
- 12 gallon DSI gas/electric water heater
- Solid surface bathroom vanity
- 30,000 BTU dual whisper quiet A/C system with heat pump
- Wire & frame for 3rd A/C
- 50amp Service
- 75amp Converter

**Construction**

- 5" Arched fiberglass composite roof rafters
- Welded aluminum framed walls and floors
- Laminated sidewalls with dual layered luan and metal backing strips to anchor interior cabinets
- Seamless 5/8" thick Dynaspan® floor decking
- Powder coated 12" steel I-beam frame
- Tested and approved for 0 degree usage since 2005
- (R-38 Equivalent) Radiant technology insulated roof
- (R-21) Insulated main floor
- (R-15) Insulated slideout floors
- (R-11) Insulated sidewalls
- Vented attic
- Insulated and heated holding tanks and dump valves
- Enclosed and heated low point drains
- 12v electric tank heaters
- Insulated in-floor water lines
- 3" x 14" Residential in-floor straight line heat duct system
- 35,000 BTU furnace
- 5100 BTU electric fireplace

**Towing**

- Max Turn front cap and radius frame with Hitch Vision™
- MORryde pin box
- Prepped for rear view camera
- MORryde CRE3000 suspension
- G-range tires
- Heavy duty wet bolt kit with bronze bushings and 1/2" shackle links
- 16" 8-Lug Aluminum wheels
- 7000 lb Dexter E-Z lube axles with self adjusting brakes
- Back-up lights
- Undermount spare tire and carrier

**Exterior**

- Automotive paint with 2 layers of clear coat on front cap

- High gloss gel coated sidewalls and rear wall
- Automotive frameless safety glass windows
- Extra large (30" wide by 78" tall) entry door with friction hinge and integrated window shade
- Fold away entry handle
- Rear roof ladder
- Enormous drop frame pass thru storage compartment
- Slam latch pass thru storage compartment doors
- MORryde "Step Above" entry steps
- 12v electric patio awning with LED lights
- 2nd 12v electric patio awning w/LED lights on slide-out (3000, 3160, 3720, 3721, 3810, 3811, 3910, 3911, 3950)
- Patio security light
- Heated central exterior water and convenience center
  - Outside shower with quick connect hose
  - Black tank flush
  - Easy winterization kit
  - Water heater bypass
  - Power tank fill
  - Enclosed low point drains
  - Battery disconnect
  - Cable/satellite hook-ups
  - 12v light
  - Solar panel prep

**INTERIOR OPTIONS**

- King Bed
- Residential French door refrigerator with ice maker and 1000 watt inverter (3661, 3721, 3731, 3791, 3811, 3911)
- 5100 BTU electric fireplace (Mandatory option)
- Power vent fan with rain sensor in bathroom
- Power vent fan with rain sensor in toilet room (3910 or 3911 only)
- Hi back desk chair with step ladder (3950 only)
- Theater seating in place of recliners (3000, 3160, 3720, 3721, 3810, 3811, 3910, 3911, 3950)
- Wall mounted free standing dinette with (2) fixed and (2) folding chairs in place of booth dinette (3820 only)

**EXTERIOR OPTIONS**

- 30,000 BTU dual whisper quiet A/C system with heat pump (Mandatory Option)
- 6 Point hydraulic automatic leveling system (Mandatory option)
- Outside entertainment center with 32" HD LED TV (Mandatory option) (N/A 3820)
- Full body paint (Requires Montana Legacy Edition Package)
- (5) Goodyear "G" range tires
- Dual pane frameless windows
- Slideout awnings package
- Generator ready (Onan 5.5 KW specifications)
- Onan Marquis Gold 5.5 KW LP generator

**MONTANA LEGACY EDITION PACKAGE (OPTIONAL)**

- Shoreline® Low Profile Power Cord Reel (N/A 3000RE)
- Wireless Rear View Camera with in Vehicle Mobile Display
- Keystone In-Command Control System
- Rear Accessory Hitch
- Solid Hardwood Residential Cherry Cabinet Framing
- Rear fiberglass cap with automotive paint and 2 layers of clear coat (N/A 3790, 3791)
- MORryde LRE4100 suspension
- Day and night roller shades in living area (night roller shades in bedroom and hallway)

**RESIDENTIAL LIVING PACKAGE (MANDATORY OPTION)**

- Prepped for rear view camera
- Automotive paint with 2 layers of clear coat on front cap
- High gloss gel coated sidewalls and rear wall
- Max Turn front cap and radius frame with Hitch Vision™
- MORryde pin box
- MORryde CRE3000 suspension
- Slam latch pass thru storage compartment doors
- Front to rear interior vaulted ceiling
- 6'6" Tall main slide-outs
- Prepped for combo OR 2 piece washer/dryer with separate 20amp circuits for each appliance
- Solar Panel Prep
- Flush Mounted LED Interior Lights
- Solid surface kitchen countertops
- Solid surface flush mount sink covers
- Solid surface bathroom vanity
- Glazed zinfandel cherry cabinetry
- 30" over-the-range convection/microwave oven
- 18 Cubic foot 4 door RV refrigerator (3000, 3160, 3660, 3720, 3730, 3790, 3810, 3820, 3910, 3950)
- Power vent fan with rain sensor in kitchen
- Central vacuum with interior and exterior ports plus toe kick sweep

**FOUR SEASON LIVING PACKAGE (MANDATORY OPTION)**

- Tested and approved for 0 degree usage since 2005
- Wire & frame for 3rd A/C
- (R-38 Equivalent) Radiant technology insulated roof
- (R-21) Insulated main floor
- (R-15) Insulated slideout floors
- (R-11) Insulated sidewalls
- Vented attic
- Insulated and heated holding tanks and dump valves
- Enclosed and heated low point drains
- 12v electric tank heaters
- Insulated in-floor water lines
- 3" x 14" Residential in-floor straight line heat duct system

# PACKAGES

**MONTANA**  
LUXURY FIFTH WHEEL



EXCLUSIVE MOR/RyDE<sup>4100</sup>  
SUSPENSION SYSTEM W/ WET BOLTS



DECORATIVE FIBERGLASS REAR CAP  
(N/A 3790, 3791)



REAR ACCESSORY HITCH



SHORELINE POWER  
CORD REEL (N/A 3000RE)

# LEGACY EDITION

## OPTIONAL UPGRADE PACKAGE

*Relax. You're iN-Command™*



- ✓ Never lose your controller
- ✓ Multiple Users
- ✓ When you have your phone, you're iN-Command

Display  
Commander

### FINALLY A SYSTEM YOU CAN TRUST.

iN-Command™ by JENSEN® embraces the next generation of controls for your Keystone RV by acting as the central hub of operations and puts you at the helm using your preferred smart device. But how does this all-encompassing system work? What, exactly, does it monitor and control? Let's take a closer look at iN-Command piece by piece.

The Display Commander is your primary point of contact with iN-Command. All of the switches and monitoring panels that have cluttered up interior walls in the past are integrated into this one sleek, touch screen monitor. What really makes the Display Commander stand out, however, is that it can be controlled remotely with a smart device using the free JENSEN iN-Command mobile app. This app performs all of the same functions as the Display Commander, but from the convenience of your mobile device.



iN-COMMAND CONTROL SYSTEMS



HARDWOOD  
CHERRY CABINET FRAMING (STILES)



UPGRADE DAY/NIGHT ROLLER SHADES  
(LIVING ROOM ONLY)



WIRELESS REAR VIEW  
CAMERA SYSTEM

# TRAVEL WITH CONFIDENCE



### "CONSUMERS CHOICE" MOR/RyDE™ PIN BOX

The MOR/Ryde pin box works in a horizontal planar motion (both longitudinally and laterally) to absorb towing shock and effectively diminish the transfer of forces from fifth wheel to truck. Forget about that harsh, jerky chucking action - not to mention the added strain on you!



### MOR/RyDE™ CRE 3000 SUSPENSION

The MOR/Ryde™ CRE 3000 Suspension increases dynamic axle travel by up to 3 inches! Increased travel means smoother towing, improved towability and better protection from damaging road shock.



### MOR/RyDE™ WET BOLT KIT

Montana also uses the heavy-duty shackle upgrade kit that includes 1/2" shackle plates, wet or grease-able bolts and bronze bushings. This kit provides longer lasting, more durable and better performing components... another "best in class" feature.



### G-RANGE TIRES WITH ALL STEEL TIRE CONSTRUCTION

Montana is now standard with Sailun G-Range tires to provide a maximum tire load of 4080 lbs at 110psi. G-range tires have steel belts in the tread and sidewall for less flexing and the lateral ribbed tread provides low rolling resistance for better heat dissipation in all positions.



MAKE A STATEMENT WITH OPTIONAL  
**FULL BODY PAINT**

AVAILABLE IN TWO EXCITING COLOR SCHEMES



**MONTANA**  
WWW.KEYSTONERV.COM/MONTANA



Go RVing.



YOUR LOCAL DEALER IS:



DISCLAIMER: Product information is as accurate as possible as of the date of publication of this brochure. All features, floor plans, and specifications in this brochure are subject to change without notice. Please also consult Keystone's web site at [www.keystonerv.com](http://www.keystonerv.com) for more current product information and specifications. Tow Vehicle Disclaimer. CAUTION: Owners of Keystone recreational vehicles are solely responsible for the selection and proper use of tow vehicles. All customers should consult with a motor vehicle manufacturer or their dealer concerning the purchase and use of suitable tow vehicles for Keystone products. Keystone disclaims any liability or damages suffered as a result of the selection, operation, use or misuse of a tow vehicle. KEYSTONE'S LIMITED WARRANTY DOES NOT COVER DAMAGE TO THE RECREATIONAL VEHICLE OR THE TOW VEHICLE AS A RESULT OF THE SELECTION, OPERATION, USE OR MISUSE OF THE TOW VEHICLE. \*REFERENCE KEYSTONE RV COMPANY OWNERS MANUAL FOR LIMITED WARRANTY DETAILS. \*Length is defined as the distance from the centerline of hitch pin/coupler to rear bumper of trailer. 11.16

NOVEMBER 2016

BUILT BY  
**EXPERIENCE**

OVER 90,000 MONTANA FIFTH WHEELS ON THE ROAD TODAY