

EVEREST

'07



ABSOLUTE LUXURY ON THE ROAD TO ADVENTURE





Everest makes a statement from the moment you walk in the door. Surrounded by elegant hand crafted maple, there is a feeling of distinction. You realize that you are not just in another fifth wheel, but rather the pinnacle of luxury that can only be Everest. Gorgeous solid surface countertops with antique brass faucets are standard fare.



WHERE SPACIOUS LIVING MEETS BEAUTY



Above: The beautifully designed rounded cabinet provides more walking room and swings open to reveal hidden storage. A unique breakfast bar with a lift-up table rounds out this spectacular kitchen.

Left: The living room is beautifully appointed with the amenities of a fine home such as deluxe Hide-A-Bed sofa and an entertainment center that houses a 27-inch flat screen TV, AM/FM/CD stereo, DVD player, and five speaker surround sound.


Spacious living quarters are created with generous slide-outs that boast a full 6'4" of headroom. Two, three, and four slide-out models are available, each one loaded with innovative features and beautifully appointed. Glazed maple cabinetry throughout the interior not only provides rich beauty, but also lots of storage space. Cabinets are pre-drilled and screwed with quality lumbercor styles, and drawers have heavy-duty residential ball bearing drawer guides to ensure trouble-free operation.



PERFECT TRAVEL HOME WITHOUT COMPROMISE



Easy living has been carefully designed into every model. This bathroom can be accessed from both the hallway and the bedroom for privacy and convenience. The solid surface lavatory has a molded sink and is accompanied by a large mirrored medicine cabinet, vanity lights, and decorative border.





The Everest is spacious and beautiful with everything you need for restful comfort. The residential furnishings are just like home. Careful attention to details is what makes the Everest difference. Nothing has been overlooked in our quest to create the perfect travel home. Spacious wardrobes, closets, and drawers provide lots of storage room without sacrificing floor space. Many models even include a king size bed with innerspring mattress and sturdy headboard. Halogen lighting, day-night shades and luxurious hardwoods further distinguish this elegant coach.



NO DETAIL HAS BEEN MISSED



Even the dinette chairs have added storage space built into the seats.



The solid surface counter tops with molded sink and sink covers provide a large continuous work area.



The residential Endura™ cabinet doors carry a 10-year warranty to ensure the very best in quality.



With all the comforts of home, Everest's new 320 T model offers unprecedented storage and living space for a shorter triple-slide floor plan. Enjoy your flat screen TV, fireplace and exquisite surroundings which are synonymous with a top-of-the line Fifth-Wheel like Everest.



The marble-look shower surround and hand-held massaging shower head add elegance and luxury.



Bunk beds with an additional trundle bed underneath provide comfortable sleeping space for kids.



All bedrooms are equipped with a large master closet with mirrored sliding doors, side wardrobes, and large residential chest of drawers.



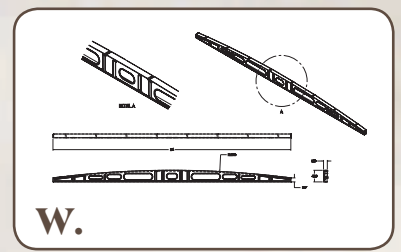

Mocha Mist



Sierra Fawn

Numerous floor plans and a choice of professionally designed decors, along with a variety of options, let you personalize your Everest to reflect your individual style and needs.

★ Coming Soon! Royal Onyx decor. See the Everest website for details.



The one-piece, high-gloss gooseneck corner wrap protects your Everest during travel – a highly functional aerodynamic design detail that also beautifies your exterior.

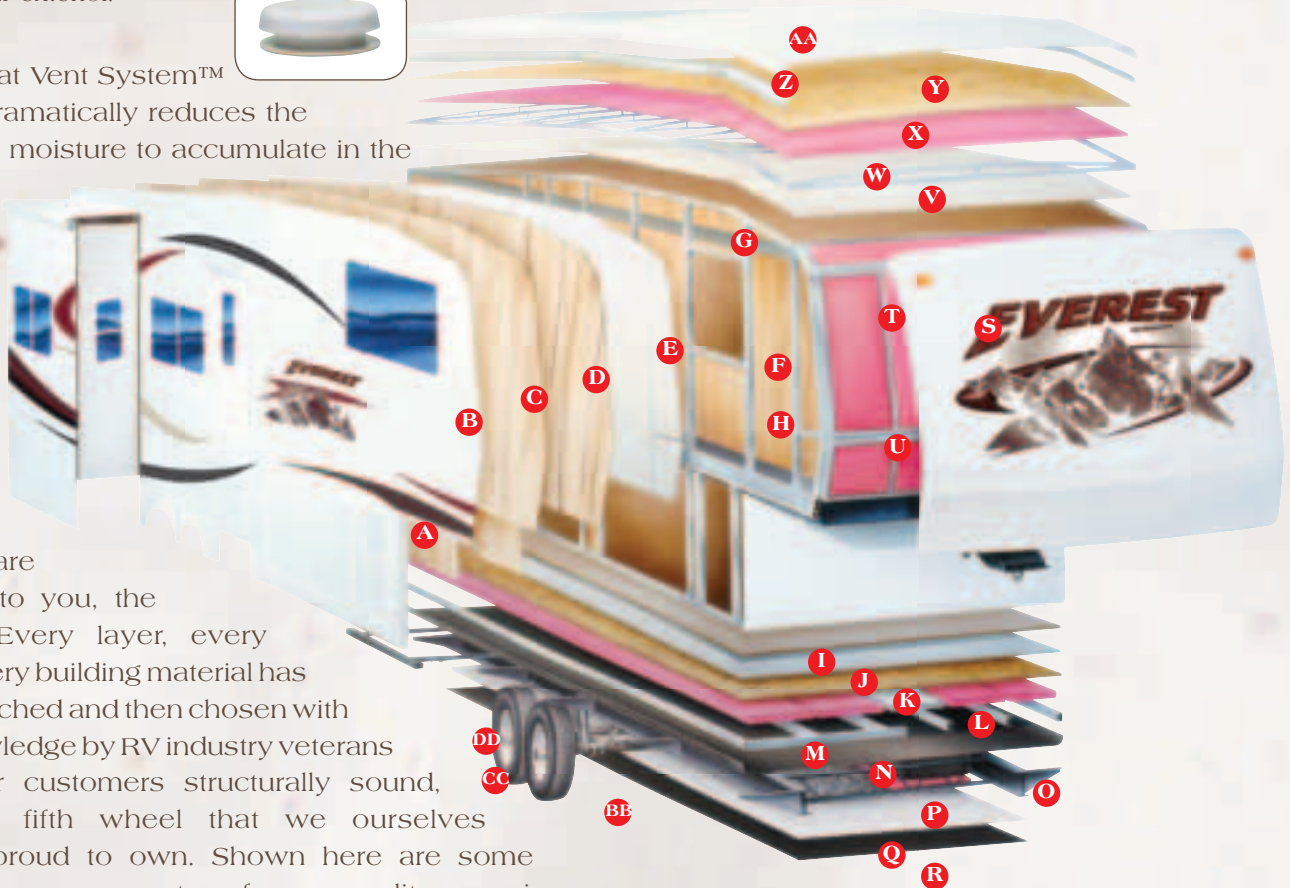
16" tires and easy-to-lube Dexter™ axles are a standard in the Everest fifth wheel line.

The one-piece fluted polypropylene completely enclosed, double-insulated and heated subfloor.

Uni-Rafter™ Stamped Steel, Tapered Roof Rafters



EE. No-Sweat Vent System™
Attic vent dramatically reduces the potential for moisture to accumulate in the roof.



Everest's engineers are committed to you, the customer. Every layer, every support, every building material has been researched and then chosen with expert knowledge by RV industry veterans to give our customers structurally sound, easy-to-tow fifth wheel that we ourselves would be proud to own. Shown here are some of the key components of our quality-conscious construction story.



Sidewalls

- A.** One Piece High-Gloss Fiberglass Gooseneck Corner Wraps
- B.** Gel-Coated Filon Fiberglass (High-Gloss Fiberglass Optional)
- C.** 1/8" Lauan Wood Backer
- D.** Second Layer 1/8" Lauan Wood Backer w/ Staggered Seams
- E.** Solid Block (EPS - Expanded Polystyrene) Insulation
- F.** Radius Window Corner Blocks
- G.** Metal Backing Strips (EGS-Electro-Galvanized Sheet)
- H.** 2" Welded Aluminum Sidewall Studs

Tires and Chassis

- BB.** Shock Absorbers on Each Wheel
- CC.** Large 16" E Rated Tires
- DD.** Easy-to-Lube Axles

Floor

- I.** 29 Ounce Residential - Grade Carpet with Teflon Stain Protection
- J.** Carpet Padding
- K.** 5/8" Seamless Wood Floor Decking with Limited Lifetime Warranty.
- L.** Fiberglass Batten Insulation (Double Insulation Optional)
- M.** 3" Welded Aluminum Floor Joists on 12"- 16" Centers
- N.** Darco Wrap (Main Floor)
- O.** 10" Steel "Powder Coated" I-Beam Frame
- P.** Fiberglass Batten Insulation
- Q.** Astro-Foil (Bubble Pack) Insulation
- R.** One-Piece (Seamless) Fluted Polypropylene Fully Enclosed Sub-Floor

Caps

- S.** Molded High-Glass Fiberglass Front and Rear Caps
- T.** Fiberglass Batten Insulation
- U.** 2" Welded Aluminum Front and Rear Cap Studs

Roof

- V.** 1/8" Ceiling Decking with Interior Vinyl Ceiling
- W.** Uni-Rafter™ Stamped Steel, Tapered Roof Rafters (See Illustration W.)
- X.** Fiberglass Batten Insulation (Double Insulation Optional)
- Y.** 3/8" Weyerhaeuser Structure Wood Roof Decking with Limited Lifetime Warranty.
- Z.** Aluminum Radius Roof Corner Molding Wrap
- AA.** One-Piece (seamless) EPDM Rubber Roof with 12-Year Warranty
- EE.** No-Sweat Vent System™

Insulation Factors

Walls – R-9
Roof – R-15*
Floor – R-29*

*Insulation values are calculated utilizing the Optional Double Insulation Package



All models contain a front utility storage compartment complete with racks, bins, and hanging hooks.



The huge Stow-Away exterior storage compartment is fully finished and also houses the all-in-one "Waterworks" utility center.



The handy slide-out pantry holds lots of groceries without taking up valuable space.



The central vacuum system features inside and outside access plug-ins and stores in the underbelly compartment.

Standard Features

- Exterior Features
- Tested to 0 degree's
- No-Sweat Vent System™
- A&Etm patio awning
- All in 1 "Waterworks" exterior utility center
- Exterior shower
- Stow-Away storage-multi-functional exterior storage system
- Hydraulic selector valves for slide-outs
- Hydraulic pump override
- Dynamic exterior graphics
- Alumi-Core (Aluminum super-structure in walls and floor)
- Uni-Rafterstm (stamped steel roof rafters)
- Hi-gloss fiberglass front and rear caps
- Hi-gloss fiberglass gooseneck corner caps
- Smooth gel-coat Filontm fiberglass exterior
- Easy glider flush floor slide room
- Reverse (back-up) lights
- Water heater by-pass
- White clamp-ring Hehrtm windows
- Easy open triple steps
- Entrance door: 6'4" high and 30" wide
- Stabilizer jacks
- Snap-Jacks (easy to use front landing jack pins)
- Dextertm easy lube axles
- Gutters with rain spouts
- 15,000 BTU AC and 35,000 BTU furnace
- Rear ladder
- Power front landing jacks
- No fuss flush, black tank flush system
- 50 amp service with detachable power cord
- 16" tires and 6000 lb. 8 lug axles
- Thermashieldtm holding tank enclosure
- 1 piece seamless polypropylene underbelly
- 12 gallon gas/elec. water heater with DSI
- Tinted (80%) safety glass windows
- Folding entry handle
- Interior Features
- Glazed maple cabinetry
- Solid maple slide-fascia's
- Solid surface countertops with molded sinks (kitchen and bath)
- Functional cabinet end with message center and spice rack (n/a in all models)
- Cross ventilation in all bed slides
- Residential style headboard
- Residential style chest of drawers in bedroom
- Heavy duty residential ball-bearing drawer guides
- 20" deep drawers where applicable
- 6 panel pocket door leading into master suite
- 5 speaker surround sound with AM/FM stereo, CD and DVD player
- Pre-drilled screwed maple cabinetry with lumbercor styles (no staples or paperboard)

Everest Summit Package

Includes the following Pre-selected items

- 27" TV
- Security Lights
- Washer/Dryer Prep
- Water Purifier
- 16" Undercarriage Tire Kit
- Aluminum Wheels
- Double Insulation - Roof & Floor
- Exterior Shower
- CO (Carbon Monoxide) Detector
- Enduratm residential raised panel cabinet doors (10 year warranty)
- Free standing dinette table with 2 expandable leaves and sliding tabletop with storage.
- 4 high back dinette chairs with storage seats
- High rise kitchen faucet
- Large double door refrigerator
- 6 panel refrigerator front
- Space maker microwave oven
- Skylight over shower
- 38" garden shower, marble look shower surround, molded seat, translucent glass shower door and surround, residential handheld massaging shower head
- Porcelain foot flush toilet with sprayer
- Residential king size bed (70x80) (N/A on 295T, 330B, 343B)
- Innerspring mattress
- Quilted bedspread and pillows
- Deluxe Hide-A-Bed sofa
- Floor ducted heat with residential heat plenum in bedroom
- TV antenna with built-in amplifier
- Day/Night shades
- LP leak detector
- 3 burner range with 22" oven
- Oven flush-mounted with solid surface countertop
- Monitor panel
- Charcoal filtered power range hood
- Cable and satellite ready TV hook up
- Telephone jack
- Ceiling fan with lights
- 1 level master bedroom suite (no step from bath to bed) (N/A on 345S)
- Create-A-Breeze roof vent in living area with push button operation

Options

- 27" flat screen TV
- Fireplace (n/a 293P, 330B, 343B)
- Central vacuum system with exterior storage hook-up
- Generator prep
- Slide-out awnings
- Aluminum wheels
- Double insulation roof and floor
- Hi-gloss gel-coat fiberglass sidewalls
- 13,500 BTU bedroom AC (non-ducted)
- Wire and brace for bedroom AC
- Garden tub with glass enclosure
- Wire & Brace for 2nd A/C in Bedroom - Non-Ducted (Included with dual A/C package)
- Create-a-Breeze Roof Vent - Bedroom Option
- Dual a/c Pkg: 15k BTU Ducted Main a/c; 13.5 BTU Non-ducted bedroom a/c
- Fireplace (295T, 320T, 344J, 345S, & 364Q)
- Garden Tub I/P/O garden Shower
- Generator Prep. (Includes EGS steel box, wiring connection, and vented door)
- 2 Slide Out Awnings (293P & 331R)
- 3 Slide Out Awnings (295T, 320T & 330B)
- 4 Slide Out Awnings (345S, 364Q, 344J & 343B)
- Hi-Gloss Fiberglass Sidewalls (less than 32 ft)
- Hi-Gloss Fiberglass Sidewalls (32 ft and longer)
- CLOTH - Recliner / Glider (N/A on 340B)
- CLOTH - 2nd Recliner/Glider (N/A on 340B)
- Desk Chair (295T, 344J & 364Q)
- Booth Dinette (293, 295T, 320T, 330S, 343B & 345S)
- 2 Bar Stools (344J & 345S)
- Ottoman with Storage
- End Table (295T, 320T, 344J, 345S & 364Q)
- 2 Solid Surface Sink Covers
- Central Vacuum System - CSA Construction
- Leather Recliner/Glider I/P/O Cloth (N/A on 330B, 341B & 343B)
- 2nd Leather Recliner/Glider I/P/O Cloth



2642 Hackberry Drive
Goshen, IN 46526
574-535-2100

www.keystone-everest.com



Product information is as accurate as possible as of the date of publication of this brochure. Features, floor plans and specifications are subject to change without notice. Please also consult Keystone's web site at keystone.com for more current product information and specifications.
Tow Vehicle Disclaimer: CAUTION: Owners of Keystone recreational vehicles are solely responsible for the selection and proper use of tow vehicles. All customers should consult with a motor vehicle manufacturer or their dealer concerning the purchase and use of suitable tow vehicles for Keystone products. Keystone disclaims any liability or damages suffered as a result of the selection, operation, use or misuse of a tow vehicle. KEYSTONE'S LIMITED WARRANTY DOES NOT COVER DAMAGE TO THE RECREATIONAL VEHICLE OR THE TOW VEHICLE AS A RESULT OF THE SELECTION.



For more information, Contact your Everest dealer: