

no bo

n o b o u n d a r i e s



follow the journey



10 Series



16 Series



19 Series



20 Series

floorplans

10 SERIES

NB10.6



16 SERIES

New **NB16.1**



NB16.6



19 SERIES

New **NB19.0**



NB19.1



New **NB19.2**



NB19.3




NB19.5



NB19.6



NB19.8



Scan for more information on ALL floorplans!



20 SERIES

New **NB20.3**



NB20.4



interior features



THE CENTRAL VACUUM SYSTEM MAKES CLEANUP EASY



LIVE EDGE ACCENTS CREATE A HANCRAFTED LOOK



HIGH PERFORMANCE FURNITURE W/PREMIUM UPHOLSTERY



JBL PORTABLE BLUETOOTH SPEAKER FOR MUSIC ON THE GO!



ALL-NEW ASPEN FROST INTERIOR DESIGN FEATURING PREMIUM FLOORING, ACCENT LIGHTING, AND CABINERY

INTRODUCING . . . BEAST MODE!

No Boundaries is proud to be one of the first RV lines to offer the **CURT Beast Mode Suspension** to consumers. Beast Mode is available on all 2023 models.

This incredible new system takes your camping experience to a whole new level providing unmatched stability in both paved and un-paved travel situations, and delivers more freedom to travel on your own terms than ever before.

The nitrogen-filled shocks, along with the racing-inspired coil springs, deliver a towing experience like nothing else currently in today's market.



"These improvements are tailor-made for No Boundaries owners, who want the ability to tow with a V6 SUV, while carrying gear like bikes and kayaks, to take their NOBO where they can find solitude and adventure—which often means leaving paved pathways."

Cody Schade, No Boundaries product manager



BEAST MODE GIVES YOU:

- Nitrogen-filled gas struts
- Racing-inspired coil spring design
- 5" of articulation on all floorplans
- Individual strut/coils for each wheel
- Axle-less design that provides true independent suspension on smooth or rough terrain
- Springs with bump stops to prevent bottoming out
- Increased ground clearance
- Dramatically reduced rattle and vibration and increased towability

SCAN for a BEAST MODE Video



exterior features



CURT BEAST MODE INDEPENDENT SUSPENSION SYSTEM WITH GOODYEAR ALL-TERRAIN TIRES



TIRE PRESSURE MONITORING SYSTEM




NO BOUNDARIES 10.6 FULL WARDROBE WITH STORAGE, DINETTE, OPTIONAL 12V TV AND 60" x 82" LOUNGER.

AZDEL CONSTRUCTION



*Azdel Onboard composite panels shown as green for distinction only



- Premium Lithium-Ion Batteries
- 3,000W Inverter
- Insight Battery Monitor and Smart Remote
- 600W Solar Panels
- High Efficiency A/C



Aspen Frost 19.6



Aspen Frost 19.3



Aspen Frost 19.6



Aspen Frost 19.6



Aspen Frost 20.4



Aspen Frost 20.3



"Our NoBo at the Ozark National Forest on New Years Eve!
No better way to start the new year than camping in our NoBo."

No Boundaries Owner - *Kharizza Lillian*




Photo by NoBo Owner *Garrett Forster*

"Love this trailer. Everything you could want out of 16ft! Perfect setup for boondocking. Always getting asked questions anywhere we go."

No Boundaries Owner - *Troy Holding*






FOLLOW THE JOURNEY
@NOBOUNDARIESRV

unit specifications

| SPECS | NB10.6 | 16.1 | NB16.6 | 19.0 | NB19.1 | NB19.2 | NB19.3 | NB19.5 | NB19.6 | NB19.8 | NB20.3 | NB20.4 |
|--------------|-----------------|------|-----------|------|-----------|-----------|-----------|-----------|-----------|-----------|-----------|-----------|
| LENGTH | 13' 10" | TBD | 21' 8" | TBD | 24' 11" | 21' 10" | 24' 8" | 23' | 24' 8" | 23' 1" | 26' 10" | 23' 9" |
| HEIGHT | 8' 6" | TBD | 10' 8" | TBD | 10' 6" | 10' 6" | 10' 6" | 10' 6" | 10' 6" | 10' 6" | 11' 3" | 11' 3" |
| HITCH WEIGHT | 288 lb. | TBD | 380 lb. | TBD | 896 lb. | 480 lb. | 668 lb. | 472 lb. | 650 lb. | 456 lb. | 734 lb. | 634 lb. |
| UVW | 2,255 lb. | TBD | 3,749 lb. | TBD | 4,941 lb. | 4,003 lb. | 4,626 lb. | 4,161 lb. | 4,919 lb. | 4,117 lb. | 5,306 lb. | 5,218 lb. |
| CCC | 1,533 lb. | TBD | 1,501 lb. | TBD | 2,955 lb. | 1,347 lb. | 3,043 lb. | 1,181 lb. | 2,731 lb. | 1,209 lb. | 2,428 lb. | 2,416 lb. |
| FRESH WATER | 30 gal. | TBD | 30 gal. | TBD | 30 gal. | 30 gal. | 30 gal. | 30 gal. | 30 gal. | 30 gal. | 40 gal. | 40 gal. |
| GREY WATER | N/A | TBD | 30 gal. | TBD | 30 gal. | 30 gal. | 30 gal. | 30 gal. | 30 gal. | 30 gal. | 40 gal. | 40 gal. |
| BLACK WATER | N/A | TBD | 30 gal. | TBD | 30 gal. | 30 gal. | 30 gal. | 30 gal. | 30 gal. | 30 gal. | 30 gal. | 30 gal. |
| AWNING | 270° BATWING | TBD | 11' | TBD | 16' | 14' | 16' | 14' | 16' | 14' | 18' | 16' |



PRE-DELIVERY INSPECTION FACILITY

28,000 square feet of quality assurance. The bare essentials for a premium product. This state-of-the-art facility gives immediate daily feedback to production for quality assurance in every unit built.

CUSTOMER SATISFACTION



www.ForestRiverBuyLocal.com

Download our Forest River mobile app or visit our dynamic online manual to enhance your ownership experience. These interactive options provide incredible ease and insight into use, maintenance and enjoyment of your Forest River product.

Ranging from "How-To" videos, pictures and illustrations of various components, systems and features, to fully searchable content and downloadable PDFs for individual component owner's manuals, answers are always just a click away. View the online manual at www.forestriverinc.com/OnlineManual or download our FREE app from the App Store or Google Play!



GVWR (Gross Vehicle Weight Rating) - is the maximum permissible weight of the unit when fully loaded. It includes all weights, inclusive of all fluids, cargo, optional equipment and accessories. For safety and product performance do NOT exceed the GVWR.

GAWR (Gross Axle Weight Rating) - is the maximum permissible weight, including cargo, fluids, optional equipment and accessories that can be safely supported by a combination of all axles.

UVW (Unloaded Vehicle Weight)* - is the typical weight of the unit as manufactured at the factory. It includes all weight at the unit's axle(s) and tongue or pin and LP Gas. The UVW does not include cargo, fresh potable water, additional optional equipment or dealer installed accessories.

CCC (Cargo Carrying Capacity)** - is the amount of weight available for fresh potable water, cargo, additional optional equipment and accessories. CCC is equal to GVWR minus UVW. Available CCC should accommodate fresh potable water (8.3 lbs per gallon). Before filling the fresh water tank, empty black and gray tanks for more cargo capacity.

*Estimated Average based on standard build optional equipment. ** Estimated average based on standard build optional equipment. Values estimated at time of printing.

Each Forest River RV is weighed at the manufacturing facility prior to shipping. A label identifying the unloaded vehicle weight of the actual unit and the cargo carrying capacity is applied to every Forest River RV prior to leaving our facilities. The load capacity of your unit is designated by weight, not by volume, so you cannot necessarily use all available space when loading your unit.

All information contained in this brochure is believed to be accurate at the time of publication. However, during the model year, it may be necessary to make revisions and Forest River, Inc., reserves the right to make all such changes without notice, including prices, colors, materials, equipment and specifications as well as the addition of new models and the discontinuance of models shown in this brochure. Therefore, please consult with your Forest River, Inc., dealer and confirm the existence of any materials, design or specifications that are material to your purchase decision. ©2022 No Boundaries, a division of Forest River Inc., a Berkshire Hathaway company.

FREE MEMBERSHIP
to Forest River Owners' Group

www.forestriverfrog.com



**24/7 EMERGENCY
ROADSIDE ASSISTANCE
WITH VEHICLE PURCHASE***

TOWING
JUMP-STARTS
TIRE CHANGES
FLUID DELIVERY
LOCKOUT
SERVICE

WINCH-OUT
MOBILE MECHANIC
TECHNICAL
SUPPORT
DEALER LOCATOR
SERVICES



SAFERIDER RV
MOTOR CLUB

*VALID FOR 1 YEAR FROM DATE OF PURCHASE



Learn More

Scan this barcode using a QR Reader on your smart phone to learn more about Forest River.



A Berkshire Hathaway company.