


COMPASS BY PALOMINO

COMPASS BY PALOMINO



EXPLORE THE ULTIMATE FIFTH WHEEL

EXPLORE THE ULTIMATE FIFTH WHEEL




Compass bathrooms boast 60" showers with triple sliding textured glass doors and built in seating, cherry hardwood cabinetry and an oversized skylight. Shown with wood look flooring and chestnut cabinetry.

The 298RLC pictured left in Chestnut Cherry wood, Metropolitan cloth interior and wood look floor offers luxury feel in a smaller length at 36' 9" total, plus an outside kitchen. 50" LED TV's with soundbar and DVD player comes standard and the entertainment center allows for loads of storage with plenty of room to spread out and relax.

Each Compass floor plan features plush seating, solid surface counters in the kitchen, stainless steel appliances, black out glass cabinets, triple sliding bedroom closet doors, pillow top mattress, high end bedspread and pillows and ample storage space throughout.


Outside kitchens are available on certain models, offering a fridge, microwave and pull out cooktop as well as storage and countertop space.



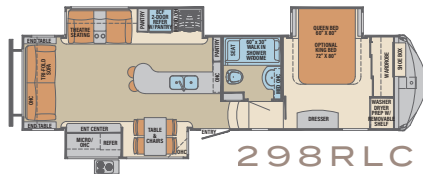
NEWPORT



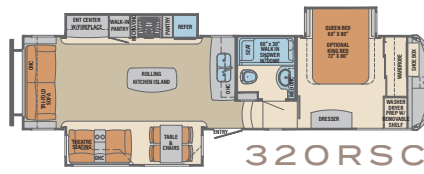
SAVANNAH



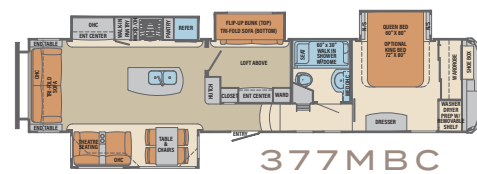
METROPOLITAN



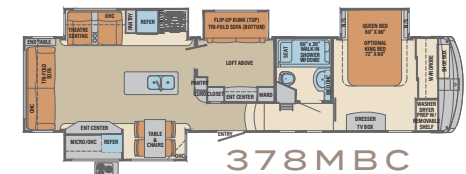
298RLC



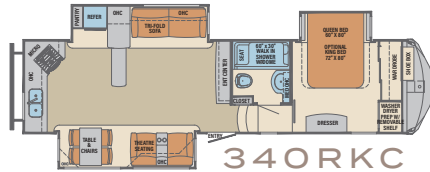
320RSC



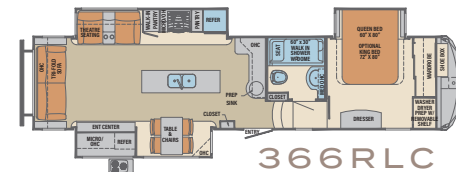
377MBC



378MBC



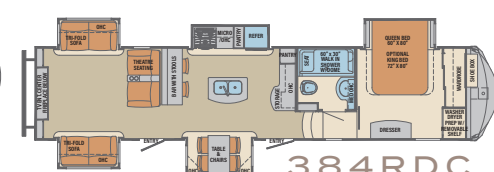
340RKC



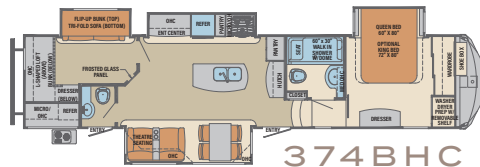
366RLC



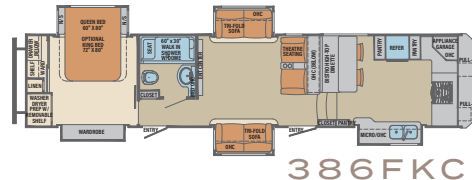
383FBC



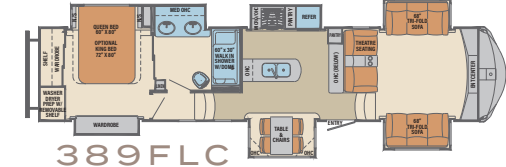
384RDC



374BHC



386FKC



389FLC

CONSTRUCTION

- 101" wide body
- All welded aluminum frame superstructure
- laminated sidewalls and slide boxes
- 5/8 tongue-groove plywood floor
- R40 Residential 5" radius Wood Truss Roof
- 6'6" height slides (living area slides)
- (5) heat ducts out of interior traffic areas
- Snap-in ceiling molding-no staples or tape
- 12V heat pads on all holding tanks
- R38 floor insulation
- R40 roof insulation
- R11 sidewall insulation
- EZ Flex Dexter Axles EasyLube Axles w/NEV-R adjust brakes
- 16" wheels w/nitro fill tires

INTERIOR

- Hidden hinges
- Dovetail constructed reinforced drawers with upgraded hardware
- Upgraded true solid surface countertops in kitchen
- Pleated day/night shade
- Upgraded crack/mold/mildew-resistant flooring
- LED lights
- Residential crown molding throughout unit
- Cherry hardwood slide fascia
- 24 ounce carpet
- Central vacuum system
- Large entry closet for jacket / shoe storage

EXTERIOR

- Metal slam latches on all storage doors
- Magnetic Compartment Door Holds
- 2-tone aluminum wheels
- (2) 30 lb LP tanks with auto switch (EZ replacement)
- Entry door with frosted window and screen door
- Painted fiberglass front cap
- Heated utility convenience center
- Black tank flush
- Outside AM/FM/Bluetooth receiver with USB port and exterior speakers
- Electric rear stabilizer jacks
- Outside shower
- Quick battery disconnect
- Power awning w/LED lighting
- 7000 lb axles (all models)
- Crank down spare tire
- Storage rack in front compartment

FURNITURE

- Plush residential theater seating with storage
- Plush 80" tri fold sofa (per model)
- Residential high end dining chairs with storage

BEDROOM

- Bedroom TV and sound bar hookup
- Pillow top mattress
- (3) French mirrored sliding closet doors
- High end bedspread / pillows

APPLIANCES

- Upgrade 8 cu ft refrigerator w/adjustable temp settings and raised panel doors
- 50" LED TV w/Sound Bar and Blu-Ray
- 10 gallon water heater w/quick recovery
- Washer / dryer prep
- Full system water purifier
- 30" residential microwave
- 15,000 BTU high output Coleman Serenity A/C
- 35,000 BTU furnace

KITCHEN

- Recessed solid surface sink covers
- Residential under counter storage
- Recessed glass range cover
- Residential glass backsplash
- Additional lighting above sink area
- Large double bowl under mount sink
- Single lever faucet w/pull out sprayer
- Movable island (320)
- Trash can with dedicated storage (some models)

BATHROOM

- 60" x 30" 2 piece shower surround
- Towel ring built into door
- 3 speed power vent
- Porcelain toilet

OPTIONS

- 13.5 Coleman Serenity bedroom A/C -(forced 386)
- Electric fireplace
- MCD night roller shades,
- Mor/Ryde Step Above Entry Steps (forced option)
- 6 POINT HYDRAULIC LEVEL UP
- Keyless entry door lock
- Bedroom Maxx Fan w/Rain HOOD
- Kitchen Maxx Fan w/Rain HOOD (available most models, forced 386FK)
- 20 cu ft residential refrigerator w/Inverter
- 18 cu ft gas electric refrigerator
- King bed
- Serta destination series mattress
- Wood-look floor
- Tile-look floor
- 2 La-Z-Boy brand recliners (n/a 298, 366)
- Wireless back up camera
- Metal wrapped awning
- Goodyear H rated tires w/upgraded rims
- 200 Watt Solar Panel (installed) w/2-6V Batteries
- Dyson Air Purification System

COMPASS PACKAGE INCLUDES:

Full System Water Purifier, 50" LED TV, Sound Bar, Quick Battery Disconnect, AM/FM/iPOD/CD w/2 Exterior Speakers, Cherry Hardwood Slide Out Fascia, 2 Tone Alum Wheels, 12V Heat Pads on Tanks, LED Awning Lights, Syphon 360 Vent Covers, Pleated Day/Night Shades, 4 Step Entry, Friction Hinge Entry Door, Go Power Solar Prep, Pull Down Faucet

TRUE LENGTHS FROM
TIP TO TIP



2018 COMPASS 5TH WHEELS BY PALOMINO

	CMF298RLC	CMF320RSC	CMF340RKC	CMF366RLC	CMF374BHC	CMF377MBC	CMF378MBC	CMF383FBC	CMF384RDC	CMF386FKC	CMF389FLC
HITCH WEIGHT	2132	2214	1778	1779	2357	1969	2184	2417	2283	2202	2769
UVW <small>Unloaded Vehicle Weight</small>	10869	11369	10771	11540	12785	12172	12990	12557	12337	12272	13138
GVWR <small>Gross Vehicle Weight Rating</small>	13869	14369	13771	14540	15785	15172	15990	15557	15337	15272	16138
CCC <small>Cargo Carrying Capacity</small>	3000	3000	3000	3000	3000	3000	3000	3000	3000	3000	3000
OVERALL LENGTH	36' 3"	37' 7"	37' 2"	39' 6"	42' 1"	42' 1"	42' 1"	42' 1"	42' 1"	42' 1"	42' 1"
EXT. HEIGHT (w/o 2nd AC)	12' 4"	12' 4"	12' 4"	12' 4"	12' 4"	12' 4"	12' 4"	12' 4"	12' 4"	12' 4"	12' 4"
EXT. WIDTH	101"	101"	101"	101"	101"	101"	101"	101"	101"	101"	101"
FRESH WATER (gal.)	75gal	75gal	75gal	75gal	75gal	75gal	75gal	75gal	75gal	75gal	75gal
GREY WATER (gal.)	71gal	78gal	78gal	71gal	71gal	71gal	71gal	78gal	78gal	89gal	75gal
BLACK WATER (gal.)	39gal	39gal	39gal	39gal	78gal	39gal	39gal	78gal	78gal	39gal	39gal
AWNING SIZE	16'	16'	16'	18' & 11'	16'	20'	10'6" & 20'	11' & 12'	12' & 17'	19'	20'

TOWABLES DEFINITIONS

GVWR (Gross Vehicle Weight Rating) - is the maximum permissible weight of the unit when fully loaded. It includes all weights, inclusive of all fluids, cargo, optional equipment and accessories. For safety and product performance do NOT exceed the GVWR.

GAWR (Gross Axle Weight Rating) - is the maximum permissible weight, including cargo, fluids, optional equipment and accessories that can be safely supported by a combination of all axles.

UVW (Unloaded Vehicle Weight)** - is the typical weight of the unit as manufactured at the factory. It includes all weight at the unit's axle(s) and tongue or pin and LP Gas. The UVW does not include cargo, fresh potable water, additional optional equipment or dealer installed accessories. *Estimated Average based on standard build optional equipment.


CCC (Cargo Carrying Capacity)** - is the amount of weight available for fresh potable water, cargo, additional optional equipment and accessories. CCC is equal to GVWR minus UVW. Available CCC should accommodate fresh potable water (8.3 lbs per gallon). Before filling the fresh water tank, empty the black and gray tanks to provide for more cargo capacity. **Estimated average based on standard build optional equipment

Each Forest River RV is weighed at the manufacturing facility prior to shipping. A label identifying the unloaded vehicle weight of the actual unit and the cargo carrying capacity is applied to every Forest River RV prior to leaving our facilities. The load capacity of your unit is designated by weight, not by volume, so you cannot necessarily use all available space when loading your unit.



PRE-DELIVERY INSPECTION FACILITY

20,000 square feet of quality assurance. The bare essentials for a premium product. This state-of-the-art facility gives immediate daily feedback to production for the quality assurance in every unit built.



24/7 EMERGENCY ROADSIDE ASSISTANCE

For a worry-free ownership experience Forest River includes one year of Coach-Net RV Technical & Roadside Assistance with each RV purchase. Whether new to the RV lifestyle or an experienced RV enthusiast, Forest River owners have 24/7 access to technical, operational and emergency road service coverage throughout the US & Canada. Coach-Net's fast, dependable service is just a phone call away.

Coach-Net®
RV Technical & Roadside Assistance



Learn More
Scan this barcode using a QR Reader on your smart phone to learn more about Forest River.



Forest River, Inc. encourages our customers to purchase their Forest River products from a local dealership whenever possible for the following reasons:

- 1) Forest River, Inc. dealers are independently owned and operated businesses so priority service and scheduling is at their discretion and is often provided to customers that purchased their unit at that dealership.
- 2) Purchasing locally allows customers to establish meaningful relationships with a dealer, enhancing the RV experience through assistance with product questions, user tips or RV regulations for your state or country, and much more!
- 3) Canadian customers must meet requirements to bring an RV purchased out of the country to their home. These requirements may involve additional inspections and certifications, taxes and fees. Your local Canadian Dealer is a professional at meeting these requirements.
- 4) Scheduling timely warranty repairs and adjustments through a local dealership provides far greater flexibility and convenience to you, the customer!

It is the goal of Forest River, Inc. that all of our RV owners fully enjoy the RV experience and that customer satisfaction meets or exceeds their expectations!

FREE MEMBERSHIP

to Forest River Owners' Group

www.forestriverfrog.com

P

Owner "Digital Kit" App

Now you can have your Owner's Manual with you wherever you are. Download our FREE App from the App Store or Google Play and you'll have the information right at your fingertips.

All information contained in this brochure is believed to be accurate at the time of publication. However, during the model year, it may be necessary to make revisions and Forest River, Inc., reserves the right to make all such changes without notice, including prices, colors, materials, equipment and specifications as well as the addition of new models and the discontinuance of models shown in this brochure. Therefore, please consult with your Forest River, Inc., dealer and confirm the existence of any materials, design or specifications that are material to your purchase decision. ©2016 Palomino RV. A division of Forest River, Inc., Berkshire Hathaway Company. 10/17 Compass



PALOMINO

COLUMBUS BY PALOMINO
A Division Of Forest River, Inc.
105-1/2 C.R. 14 • Middlebury, IN 46540
www.palominorv.com