

# RUBICON



Your imagination is your only limit.



 **Dutchmen**<sup>®</sup>  
Legendary Innovation. Trailblazing Value.

# RUBICON





### FUNCTIONAL FEATURES

- › HappiJac bunk bed system with roll-over sofa and ladder for top bunk (n/a 1905 and 2100)
- › Steel-reinforced garage floor with flush-floor loading zone (No wheel wells!)
- › 17' loading area with cargo lamp lights (2800)
- › 7' insulated, spring assisted ramp door



**KITCHEN** › Cook it up with a 3-burner range, high-rise faucet, microwave/convection oven and 8 cu. ft. refrigerator (n/a 1950).

**LIVING ROOM** › You'll love Rubicon's residential window treatments and multiple cable TV connections. Plus, cargo netting helps keep things in place when you're on the move.

**BATH** › Amenities abound with skylight, exhaust fan, shower/tub surround, foot-flush toilet and mirrored medicine cabinet.

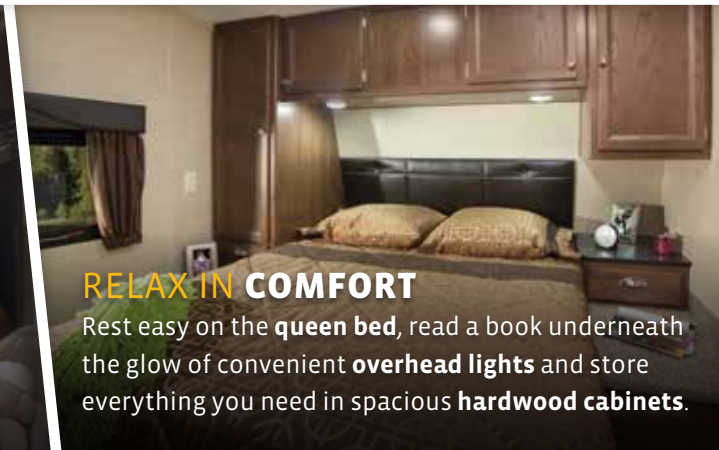
It's time to push the limits with the all-new Rubicon. Generous storage areas, a spacious garage and functionality that's second to none make this half-ton towable toy hauler the perfect family choice!

### 102" Wide Body Design



### ENTERTAINMENT MUST-HAVES

Enjoy your favorite music and movies with a system that includes AM/FM/CD/DVD/AUX and four interior speakers, plus two outside.



### RELAX IN COMFORT

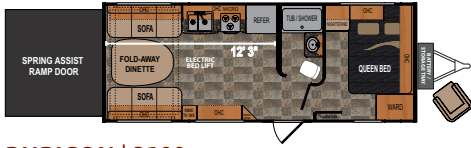
Rest easy on the queen bed, read a book underneath the glow of convenient overhead lights and store everything you need in spacious hardwood cabinets.





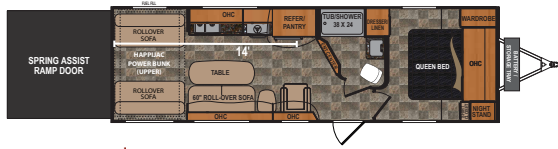
### RUBICON | 1905

Ext. Length: **24' 8"** Ext. Height: **11' 8"** Awning: **16'**  
Average Shipping Weight: **5,834** Sleeps: **4**



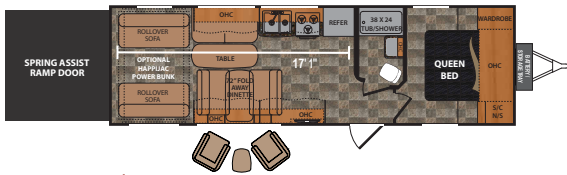
### RUBICON | 2100

Ext. Length: **26' 1"** Ext. Height: **12' 1"** Awning: **18'**  
Average Shipping Weight: **6,522** Sleeps: **4**



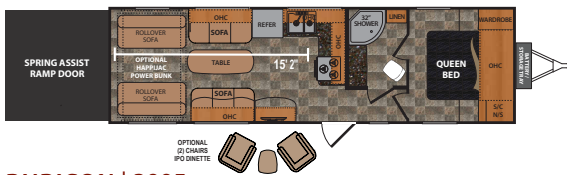
### RUBICON | 2500

Ext. Length: **31' 6"** Ext. Height: **11' 11"** Awning: **18'**  
Average Shipping Weight: **7,679** Sleeps: **6**



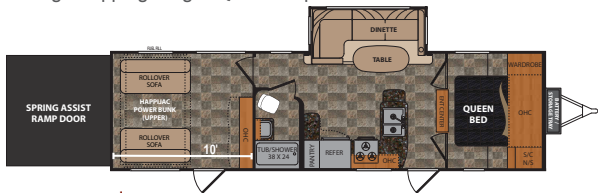
### RUBICON | 2800

Ext. Length: **32' 6"** Ext. Height: **12' 1"** Awning: **18'**  
Average Shipping Weight: **7,704** Sleeps: **6**



### RUBICON | 2905

Ext. Length: **33' 4"** Ext. Height: **12' 1"** Awning: **16'**  
Average Shipping Weight: **8,128** Sleeps: **6**



### RUBICON | 2900

Ext. Length: **34' 8"** Ext. Height: **12' 3"** Awning: **20'**  
Average Shipping Weight: **9,022** Sleeps: **7**


## SPECIFICATIONS

FLOORPLAN	DIMENSIONS			HEIGHT (WITH A/C)	WEIGHTS (LBS.)			TANKS (GALS.)		
	LENGTH	LOADING LENGTH	EXTERIOR WIDTH		**AVERAGE SHIPPING WEIGHT	DRY HITCH WEIGHT	CARGO CARRYING CAPACITY	***FRESH WATER CAPACITY	GREY WATER CAPACITY	BLACK WATER CAPACITY
1905	24' 8"	14'	102"	11' 8"	5,834	817	3,166	82	42	42
2100	26' 1"	12' 3"	102"	12' 1"	6,522	913	2,978	92	42	42
2500	31' 6"	14'	102"	11' 11"	7,679	1,153	3,321	82	42	42
2800	32' 6"	17' 1"	102"	12' 1"	7,704	1,073	3,336	92	42	42
2905	33' 4"	15' 2"	102"	12' 1"	8,128	1,182	3,066	92	42	42
2900	34' 8"	10'	102"	12' 3"	9,022	1,534	2,978	92	42	42

\*Length is defined as the distance from the centerline of hitch pin/coupler to rear bumper of trailer. \*\*Our weights represent how most units are built, inclusive of many commonly-ordered options. \*\*\*Fresh water capacity includes water heater capacity.

**DISCLAIMER:** Product information is as accurate as possible as of brochure publication date. All features, floorplans and specifications in this brochure are subject to change without notice. Please consult Dutchmen's website at [www.Dutchmen.com](http://www.Dutchmen.com) for current product information and specifications. Tow Vehicle Disclaimer. **CAUTION:** Owners of Dutchmen recreational vehicles are solely responsible for the selection and proper use of tow vehicles. All customers should consult with a motor vehicle manufacturer or their dealer concerning the purchase and use of suitable tow vehicles for Dutchmen products. Dutchmen disclaims any liability or damages suffered as a result of the selection, operation, use or misuse of a tow vehicle. **DUTCHMEN'S LIMITED WARRANTY DOES NOT COVER DAMAGE TO THE RECREATIONAL VEHICLE OR THE TOW VEHICLE AS A RESULT OF THE SELECTION, OPERATION, USE OR MISUSE OF THE TOW VEHICLE. REFERENCE DUTCHMEN MANUFACTURING OWNERS MANUAL FOR LIMITED WARRANTY DETAILS.**

## DÉCOR



## STANDARDS AND OPTIONS

### EXTERIOR

- 2" quick-release dump valve on fresh water tank
- Black-trim, safety-glass tinted windows
- LED cargo ramp loading lights
- Diamond-plate rock guard
- Dual battery tray
- Electric tongue Jack
- Front cargo/generator rack
- Fuel station work lights
- Keyed ramp door latches
- Oversized exterior storage compartments
- Radius entry door
- Steel loops on chassis for outside security lock
- LED Light bar under awning
- Triple entry steps
- Solar prep
- Spare tire with carrier

### GARAGE

- 7" insulated bottom-hinged, spring-assisted ramp door 2,500-lb. tie-down rings
- 30-gal. fuel/generator tank
- Dovetail rear entry
- Flat floor design (no wheel wells)
- Fuel station with 12v pump

- Metal ram air vents
- TuffPly gas/oil resistant dovetail flooring

### EQUIPMENT

- 6-gal. propane/electric water heater with DSI
- 12" electric brakes (4)
- 15" aluminum wheels
- 16" aluminum wheels (2900)
- 30-amp service with power cord
- 55-amp converter
- Black tank flush
- Dual 7.5-gal. (30 lb. each) propane tanks with cover
- Electric power awning with adjustable legs
- Forced air furnace
- Front and rear stabilizer jacks
- Half HappiJac bed lift system (1905, 2100 only)
- Heavy-duty axles
- Radial tires

### CONSTRUCTION

- 7/8" one-piece floor decking (main floor)
- 1" thick insulated baggage doors
- 5" trussed roof
- 8" - 10" I-beam chassis (8"-1905, 2100, 2600) (10" - 2900)
- 102" wide body

- Fiberglass insulation in floor, roof and walls
- Heated and enclosed water tanks
- Steel-reinforced garage floor with 2500-lb. D-rings

### INTERIOR

- 3-burner range
- 6 cu. ft. gas/electric refrigerator
- 12V disconnect switch
- 13,500-BTU ducted ac (1905 non-ducted)
- Beauflor flooring
- Bottle opener in kitchen
- Convection microwave oven
- Directional digital television antenna
- Fantastic fan in kitchen
- Foot-flush toilet
- La-flat Happi Jac bunk bed system with roll-over sofas and ladder (Select Models)
- Hard lambrequin window treatments
- Kitchen sink cover
- Laundry chute in bedroom (n/a 1905)
- LCD HDTV with outside entertainment bracket (19" - 1905, 2100) (24" - 2800, 2905) (32" - 2500, 2900)
- Metal blinds
- Metal drawer guides
- Mirrored medicine cabinet

- Puck lighting above cabinets
- Overhead cargo netting
- Oversized tinted safety-glass windows
- Power bathroom exhaust fan
- Residential cabinet hardware
- Rubicon central command center
- Shaker-style cabinet doors
- Skylight over shower/tub
- Shower/tub surround
- Stereo with AM/FM/CD/DVD/player with auxiliary, 4 interior speakers and 2 exterior marine speakers
- Up to 17' of cargo space

### OPTIONS

- 8 cu. ft. refrigerator (select models)
- 15,000-BTU A/C
- Rubicon logo chairs (2) in place of Sit-n-Sleep dinette (2800, 2905)
- Fiberglass wall upgrade (forced on 2500, 2800, 2905, 2900)
- Onan 4.0-kilowatt generator with start/stop switch, hour meter and fuel gauge (N/A on 1905)
- Ramp door patio system
- Rear screen wall
- Rubicon logo chair
- Speaker upgrade with powered subwoofer



# YOUR IMAGINATION IS YOUR ONLY LIMIT



## Dutchmen—A North American Campground Classic

Few manufacturers have built RVs for 25+ years, and only one has set the standard for innovation AND value. Dutchmen **IS** “A North American Campground Classic.”



**Dutchmen**<sup>®</sup>

*Legendary Innovation. Trailblazing Value.*

# MORE STANDARD FEATURES MORE VALUE

Dutchmen RVs turn more heads on the lot and in the campground than any other. Why? While other manufacturers offer features as options, Dutchmen tends to make those same features standard. Call it “bang for the buck,” “more for your money,” or simply “more value.” **We’ve built a reputation for bringing RV owners more standard features for less money** for more than 25 years... and it’s a reputation we plan to keep.

PO BOX 2000 • 2164 Caragana Court • Goshen, Indiana 46527 • Sales: 574.537.0600 • [www.dutchmen.com](http://www.dutchmen.com)

RUB-HM0216

# 3000 STRONG NATION WIDE DEALER NETWORK

More than 300 Dutchmen dealers across North America and our industry-leading service center in Goshen, Indiana, combine for your peace of mind before, during and after the sale. Rest assured no matter where your travels take you, **the best-resourced RV manufacturing company in the world is behind you all the way.**

Scan this QR Code to  
**view 360°  
floorplans**  
of the Rubicon.




**[www.dutchmen.com](http://www.dutchmen.com)**

Visit us online to see all of the Dutchmen brands, innovative models and spacious floor plans.



At Dutchmen, quality is our standard. **Every single Dutchmen RV that comes off the line receives its own pre-delivery inspection.** Typically, a competitor performs random inspections, meaning you won’t find this commitment to quality anywhere else.

Your local dealer



From giving advice to servicing products, we consider our loyal dealers the best resource for learning about Dutchmen products.