

TRAIL RUNNER

BY HEARTLAND



Discover New Trails

Visit HEARTLAND on:



TRAIL RUNNER

BY HEARTLAND






At the end of the trail... Paradise Awaits



Enjoy your own little piece of paradise with your new Trail Runner by Heartland. Trail Runner is loaded with features that help make your RV experience a memorable one. Our spacious living areas are enhanced with deep slide-outs creating the perfect room for entertaining family and friends. Relax while enjoying the spectacular views through oversized picture windows that virtually surround

you with light and views of the beautiful outdoors. Kick back and watch your favorite movies, sports or news on the built in entertainment center. Snuggle in with a great book on the couch or challenge a family member to a heated game of cards at the dinette table. Trail Runner offers you the extra living room you need at a price that truly lets you enjoy your vacation.



Trail Runner Model 29MSB



Trail Runner Model 28TH



Trail Runner Model 29MSB

OUTSTANDING KITCHEN AREAS



OUTSTANDING KITCHEN AREAS

Meal preparation is a pleasure in a TRAIL RUNNER kitchen outfitted with a three burner range with oven, microwave, large double door refrigerator, residential double sink and plenty of cabinet and pantry space for all the fixens.



STEEL BALL BEARING DRAWER GUIDES
TRAIL RUNNER leads the way with full extension, extra strong drawer guides allowing for larger drawers which extend past the cabinet face for maximum usage.



REMOVABLE SHELVING

Need room for tall gear or large items, No problem! TRAIL RUNNER offers flexible storage to fit your needs.



Trail Runner Model 28TH

Dinette Seating Configurations.

Trail Runner is equipped with either a traditional dinette booth and table that seats four or the U-shaped Mega Dinette that

comfortably seats you and five other guests. Both dinettes come with a versatile table that can be used indoors or outdoors to accommodate all your dining needs.



Trail Runner Model 275ODK

TRAIL RUNNER

BY HEARTLAND



Trail Runner Model 29MSB

ROOMY BEDROOMS. STORAGE GALORE.




ROOMY BEDROOMS and STORAGE GALORE
Large beds and room to get around them make TRAIL RUNNER bedrooms comfortable and very livable. Nightstands, wardrobes, overhead cabinets and underbed compartment provides you with plenty of storage. Our wood pocket door enclosures provide privacy for master bedrooms and bunk rooms.



Trail Runner Model 29MSB

Sliding Pocket Privacy Door



FUNCTIONAL VERSATILITY

TrailRunner offers floorplans with bunk options to provide private sleeping quarters for friends and family. Bunk

floorplans are also offered in different configurations to conform to your specific wants and needs.



Trail Runner Model 29MSB

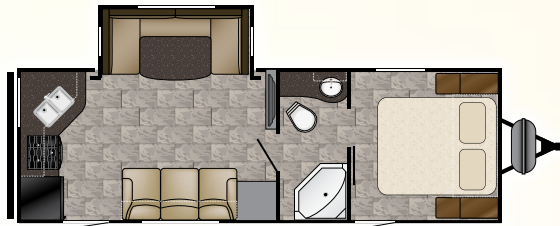
Model 29MSB



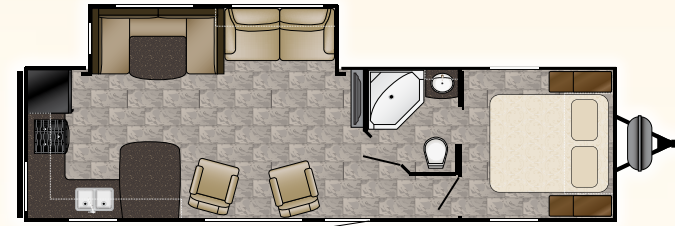
Porcelain stool with foot flush offers easy maintenance and a durable finish for years of reliable service and great looks

TRAIL RUNNER

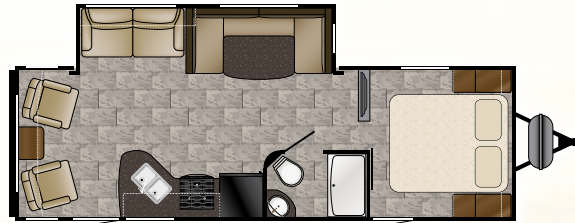
BY HEARTLAND



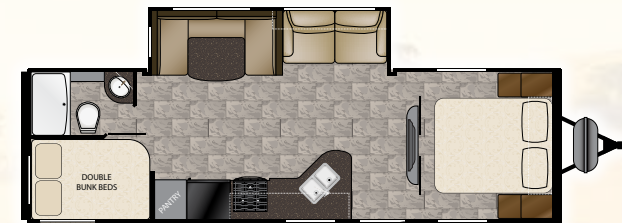
TR 24 RK
 Length: 28' 8" Dry: 5,575
 Height: 11' 2" Hitch: 660 Tanks: 42^F 70^G 35^B



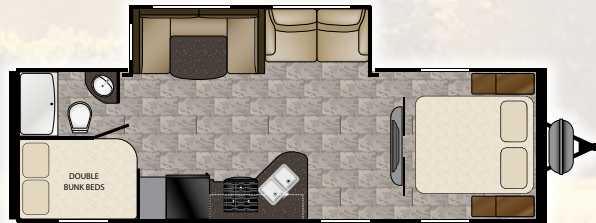
TR 27 RKS
 Length: 33' 5" Dry: 6,442
 Height: 11' 2" Hitch: 500 Tanks: 42^F 70^G 35^B



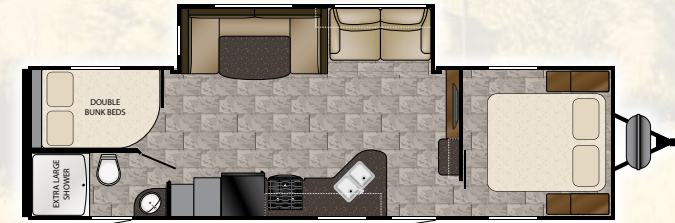
TR 25 RL
 Length: 29' 6" Dry: 6,151
 Height: 11' 2" Hitch: 642 Tanks: 42^F 35^G 35^B



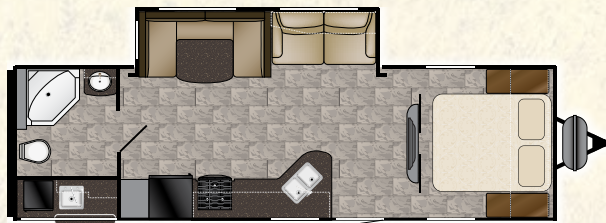
TR 275 ODK
 Length: 31' 4" Dry: 6,582
 Height: 11' 2" Hitch: 816 Tanks: 42^F 35^G 35^B



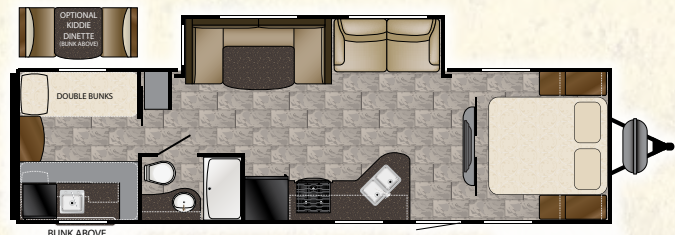
TR 27 FQBS
 Length: 30' 7" Dry: 6,081
 Height: 11' 2" Hitch: 725 Tanks: 42^F 35^G 35^B



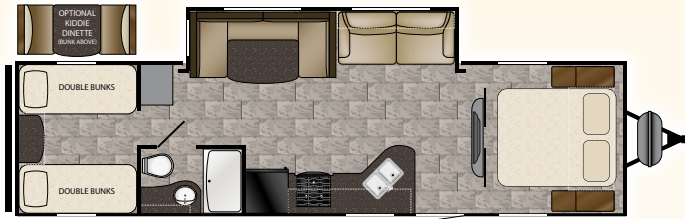
TR 29 MSB
 Length: 34' 1" Dry: 6,998
 Height: 11' 2" Hitch: 770 Tanks: 42^F 35^G 35^B



TR 27 ODK
 Length: 30' 10" Dry: 6,424
 Height: 11' 2" Hitch: 668 Tanks: 42^F 35^G 35^B




TR 30 ODK
 Length: 33' 11" Dry: 7,105
 Height: 11' 2" Hitch: 725 Tanks: 42^F 35^G 35^B




TR 30 USBH

Length: 33' 11" Dry: 6,605
 Height: 11' 2" Hitch: 875 Tanks: 42^F 35^G 35^B



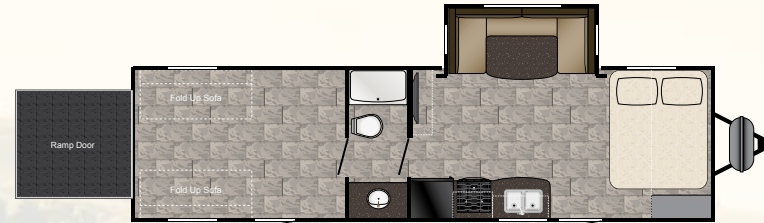
TR 26TH

Length: 30' 8" Dry: 5,277
 Height: 11' 2" Hitch: 788 Tanks: 42^F 35^G 35^B



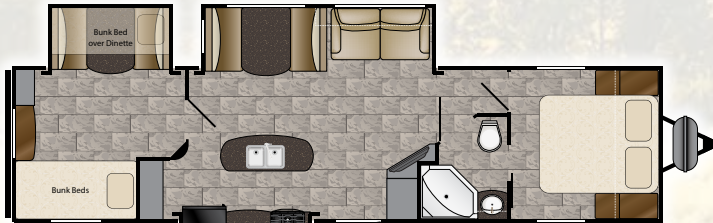
TR 325 ODK

Length: 36' 4" Dry: 7,540
 Height: 11' 4" Hitch: 940 Tanks: 42^F 51^G 35^B



TR 28TH

Length: 33' 4" Dry: 6,777
 Height: 11' 2" Hitch: 1,274 Tanks: 42^F 35^G 35^B



TR 33 IKBS

Length: 36' 10" Dry: 8,148
 Height: 11' 4" Hitch: 684 Tanks: 42^F 35^G 35^B



**BEST-IN-CLASS
 FLOOR PLANS**



TRAIL RUNNER

BY HEARTLAND

PRACTICAL SMART DESIGN

BUILT TO LAST.

Using time tested construction methods and top grade materials, Trail Runner is built to last. Heavy duty steel frames, full walk on roofs and everything in between insures that you will enjoy years of camping while making lasting memories.



Trail Runner maximizes available space for storage....



The H-ducted A/C distributes the cool air evenly throughout the travel trailer.



Trail Runner comes with a Bluetooth multi-media entertainment unit with AM/FM CD/DVD player and storage.



Deep 50/50 double bowl stainless steel sink with a pull-out faucet.



Outdoor kitchens are available on select models and feature a mini refrigerator, sink, counter space and storage for all your patio dining needs.



Outside Shower with hot and cold water.



The optional bumper pull-out bike rack is great for bikes, chairs, coolers and any other bulky items you wish to take along on vacation.



Thick insulated baggage doors with seamless aluminum door frame, no visible mounting screws and rubber seals protect your cargo.



E-Z LUBE

E-Z Lube Axles allow you to lubricate the Axle Hub, including the rear bearings without removing the tires.



30# LP Bottles and cover with easy access to auto changeover valve.

Radius door corners are stronger, last longer and don't tear awnings.



Our aerodynamic radius front profile decreases wind resistance, helping to maximize gas mileage while providing better handling.

Large Awnings Enjoy your patio area rain or shine. Power awnings with LED lights are also available as options.



Radius entry steps give you larger step treads and fewer sharp corners



Convenient Outside GFCI Protected and Covered Outlet.

Preserving our environment is very important to HEARTLAND. We strive to reduce, reuse and recycle in every facet of the corporation. We are reducing paper waste with new electronic processing, our vendor partners reuse packaging and crating for many components and we recycle all aluminum scrap, wood cutoffs, skids, wire, cardboard and plastic containers. Heartland is doing our part to preserve the environment so you and your children's children can enjoy RVing for years to come.



HIGHER STANDARDS

Construction Features

- .024" Aluminum exterior skin sidewalls
- .03" Aluminum exterior front and rear
- R-7 Fiberglass insulated sidewall, roof, floor
- 5/8" Main floor decking
- Roof rafters wood tapered 4-1/2" trusses
- Aerodynamic radius front profile
- Wall studs on 16" centers
- Electric-powered slide rooms (all slide-out models)
- Deep, flush floor slideouts
- Fully walkable roof
- 8' Exterior width
- 80" Interior ceiling height
- 2" x 3" Longitudinal floor joists
- Cambered structural steel I-beam frame

Exterior

- Diamond plate stone guard
- Radial tires with steel rims
- Molded fender skirts
- Bumper with drain hose carrier, end caps
- Extra large entry grab handle
- Radius-cornered baggage doors
- Upgraded dexter axles with electric brakes
- E-Z lube axles
- 30# LP bottles w/ auto change over and easy access cover
- Tinted safety glass windows
- Amber patio light with inside switch
- Radius-cornered fiberglass entrance door with screen door
- Molded rain guttering with extra long drip spouts
- Triple entrance step (N/A 26TH, 28TH)
- Black framed radius tinted safety glass windows
- Two outside speakers
- Finished pass through storage
- Backup camera prep
- LP quick connect

Interior

- LED interior lights throughout
- LED light strip behind fascia
- Overhead cabinet over sofa in super-slides
- Pocket screwed cabinets
- U-shaped Mega dinette (select models)
- Multi-purpose inside/outside dinette table

- Designer light over dinette
- AM/FM/CD/DVD player with Bluetooth capability
- USB charging port
- Full width convertible sofas
- CO detector
- Cable TV hook-up with RG6 coax cabling
- Swivel rocker(s) (select models)
- Crank-up TV antenna with signal booster
- Fabric covered box valances
- Wood pocket sliding doors
- Chair rail in slide room

Heat, Air, Power and Water

- Hook-up for city water
- Systems monitor panel
- 12V Demand water pump
- 13.5K BTU dual ducted central A/C
- 12V Electrical system with deluxe 110V 45-Amp power converter
- Gas/electric DSI hot water heater
- 30-Amp power cord
- 110V GFCI protected exterior receptacle
- Auto-ignition furnace with wall thermostat
- In-floor ducted heat with 30K BTU furnace
- Water system winterization kit
- Water heater bypass
- Heated and enclosed fresh water tank
- 30# LP bottles with cover

Kitchen

- Stainless steel appliances
- Microwave oven with carousel
- High-rise pull out kitchen faucet
- Stainless steel residential-style sink (50/50)
- 3-Burner cook top with high output front burner
- Range hood with light and exhaust fan
- Ball bearing drawer guides
- Large oven
- Double door refrigerator

Bathroom

- Designer shower curtain with curved shower track
- ABS tub/shower surround
- Bathroom power vent
- Porcelain toilet with foot flush

- Medicine cabinet with mirror
- Glass door for neo-angle showers
- Skylight in bathroom
- Towel ring

Bedroom

- Queen bed with innerspring mattress
- Bedspread
- TV hookups
- Shirt wardrobe in bedroom
- Under-bed storage with gas struts
- Overhead cabinets above bed

Standard Safety Equipment

- Propane alarm
- Break-away switch
- Dead-bolt lock on entrance door
- Dual hitch safety chains
- Smoke alarm
- Multiple egress windows
- Fire extinguisher
- Carbon monoxide alarm

Options

- Spare tire carrier (N/A 26TH, 28TH)
- Black tank flush
- Bunk room dinette (30USBH/300DK only)
- AM/FM CD/DVD player (required)
- LED HDTV
- Power awning with LED lights
- Power tongue jack
- Power stabilizer jacks (two pair)
- Manual stabilizer jacks (two pair)
- Fully enclosed underbelly
- Pull-out bumper extension / bike rack (N/A 26TH, 28TH)
- 15,000 BTU A/C in place of 13,500 A/C
- Laminated sidewalls
- Night shades in living room and bedroom
- Exterior shower
- Rear ladder
- Dual sleeper hide-a-bed (select models)
- 50 Amp service with second A/C (select models)
- Aluminum wheels (select models)
- Double over double bunks (select models)

TRAIL RUNNER

BY HEARTLAND



SLE

Discover New Trails

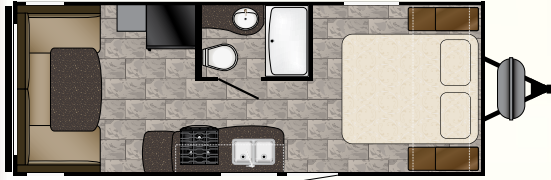
Visit HEARTLAND on:



TRAIL RUNNER

BY HEARTLAND

SLE



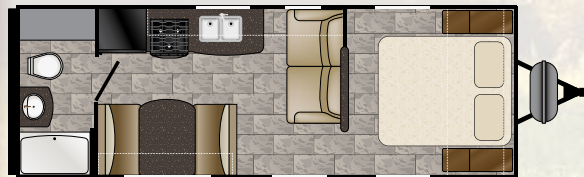
TR SLE 21

Length: 25' 3" Dry: 4,352
 Height: 11' 0" Hitch: 570 Tanks: 42^F 35^G 35^B



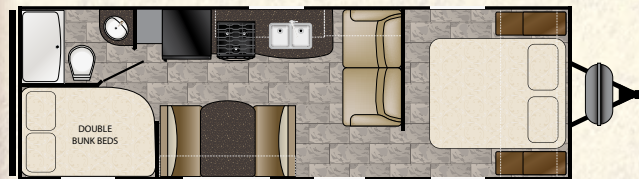
TR SLE 22

Length: 25' 7" Dry: 4,334
 Height: 11' 0" Hitch: 530 Tanks: 42^F 35^G 35^B



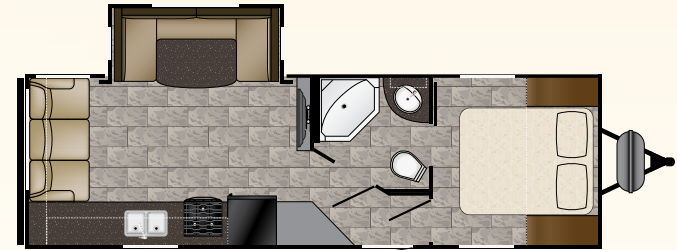
TR SLE 24

Length: 26' 9" Dry: 4,678
 Height: 11' 0" Hitch: 486 Tanks: 42^F 35^G 35^B



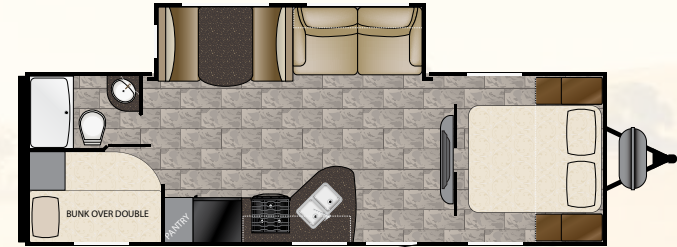
TR SLE 25

Length: 29' 1" Dry: 4,912
 Height: 11' 0" Hitch: 490 Tanks: 42^F 35^G 35^B



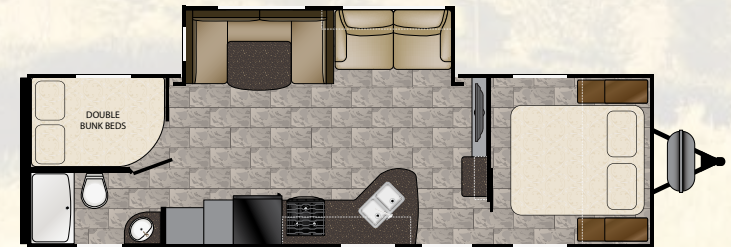
TR SLE 265

Length: 30' 0" Dry: 6,230
 Height: 11' 2" Hitch: 978 Tanks: 42^F 35^G 35^B



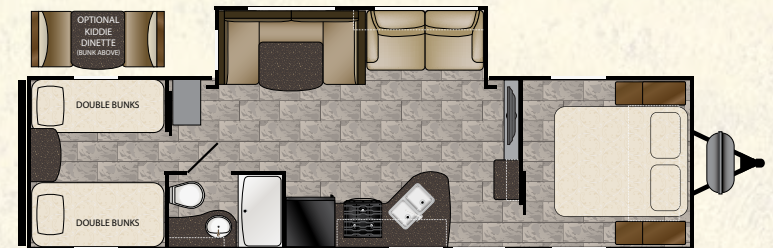
TR SLE 27

Length: 30' 7" Dry: 6,208
 Height: 11' 2" Hitch: 712 Tanks: 42^F 35^G 35^B



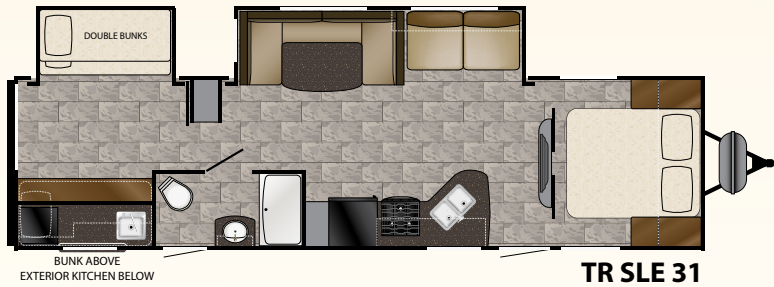
TR SLE 292

Length: 32' 9" Dry: 6,532
 Height: 11' 2" Hitch: 804 Tanks: 42^F 35^G 35^B



TR SLE 302

Length: 34' 3" Dry: 6,696
 Height: 11' 2" Hitch: 1,025 Tanks: 42^F 35^G 35^B



Length: 34' 4"
Height: 11' 4"

Dry: 7,702
Hitch: 888

Tanks: 42^F 35^G 35^B

Towability Livability Affordability



Trail Runner Super Lite Edition (SLE) raises the bar while lowering the weight. Always focused on livability and affordability Trail Runner now offers the Super Lite Edition focusing on lightweight towability. All the quality and features you expect from Trail Runner in a lighter weight package.

HIGHER STANDARDS

Construction Features

- .024" Aluminum exterior skin sidewalls
- .03" Aluminum exterior front and rear
- R-7 Fiberglass insulated sidewall, roof, floor
- 5/8" Main floor decking
- Roof rafters wood tapered 4-1/2" trusses
- Aerodynamic radius front profile
- Wall studs on 16" centers
- Electric-powered slide room (slide-out models) with manual override
- Deep slideout rooms with flush floors
- Fully walkable roof
- 8' Exterior width
- 80" Interior ceiling height
- 2" x 3" Longitudinal floor joists
- Cambered structural steel I-beam frame

Exterior

- Radial tires with steel rims
- Molded fender skirts
- Bumper with drain hose carrier, end caps
- Radius-cornered baggage doors
- Dexter axles with electric brakes
- E-Z Lube axles
- Painted lower-body side metal
- Radius painted lower-body side skirt metal
- Amber patio light with inside switch
- Radius-cornered fiberglass entrance Door with screen door
- Triple entrance step
- Molded rain guttering

- with extra long drip spouts
- Black framed radius tinted safety glass windows
- Painted diamond plate lower front profile
- Finished pass through storage
- Back up camera prep

Interior

- LED interior lights throughout
- LED light strip behind fascia
- Wrapped slide fascia (slide-out models)
- Overhead cabinet over sofa in super-slide
- Pocket screwed cabinets
- Multi-purpose inside/outside dinette table
- Light over sofa and dinette
- Full width convertible sofas
- Cable TV hook-up with RG6 coax cabling
- AM/FM/CD stereo with Bluetooth capability
- Inside and outside speakers
- USB charging port
- TV antenna with signal booster
- Window in slideroom end
- Fabric covered box valances
- Mini-blinds throughout

Heat, Air, Power and Water

- Hook-up for city water
- Systems monitor panel
- 12V Demand water pump
- 13.5 BTU A/C
- 12V Electrical system with deluxe 110V 45-Amp power converter

- Gas/electric DSI water heater
- 30-Amp power cord
- 110V GFCI protected exterior receptacle
- Auto-ignition furnace with wall thermostat
- In-floor ducted heat
- Water system winterization kit
- Water heater bypass

Kitchen

- Microwave oven with carousel
- High-rise faucet
- Stainless steel appliances
- Stainless steel kitchen sink
- 3-Burner cook top with high output front burner
- Range hood with light and exhaust fan
- Ball bearing drawer guides
- Trash-can cabinet in kitchen
- Double door refrigerator

Bathroom

- Designer shower curtain with curved shower track
- ABS tub/shower surround
- Bathroom power vent
- Towel ring

Bedroom

- Queen bed with innerspring mattress
- TV hook-ups
- Shirt wardrobe in bedroom

- Under-bed storage
- Overhead shelf above bed

Standard Safety Equipment

- Propane alarm
- Break-away switch
- Dead-bolt lock on entrance door
- Dual hitch safety chains
- Smoke alarm
- Multiple egress windows
- Fire extinguisher
- Carbon monoxide alarm

Options

- Spare tire carrier
- Power stabilizer jacks (two pair)
- Manual stabilizer jacks (two pair)
- 15,000 BTU A/C IPO 13,500 A/C
- Oven
- Power awning with LED lights
- Power tongue jack
- Exterior shower
- Night shades in living room and bedroom
- Fully enclosed under belly
- LED HD TV
- Double over double bunks (select models)
- Bunk room dinette (302SLE only)
- 50 AMP service with second A/C (31SLE only)





Heartland Recreational Vehicles
1001 All-Pro Drive • Elkhart, IN 46514 • 574-262-5992

Community. Convenience. Close-to-home.

Where you purchase your recreational vehicle is ultimately your decision but Heartland urges you to consider buying at your local dealer. Dealers are part of your community, providing jobs and contributing to your local economy. These dealers are under obligation to provide warranty service for products they sell, but are not legally required to service products purchased from other dealers. At some point, you may need to return to the dealer you buy from - why not stay close to home? After all, home is where your Heartland is!

BENEFITS OF PURCHASING YOUR RV LOCALLY:

- You enjoy valuable relationship building with Dealer Representatives, close to your home, who will explain the features and benefits of the product.
- You receive a full product orientation prior to delivery, which includes hands-on directions for many of the coach's systems and functions. You are also introduced to the Dealership's Service/Parts/Warranty personnel who are at the ready to help you with any issues you may encounter, now and in the future.
- You enjoy customer PRIORITY. Dealerships generally service their purchasing customers first - others may experience long delays and miss opportunities to use their RV. What is it worth for you to have a dealership's full attention and motivation to satisfy you when you need service - in a timely manner?
- Valuable TAX dollars and jobs stay in YOUR community which pays for your roads, schools, police and fire departments.

DON'T UNDERESTIMATE CUSTOMER SERVICE AND PERSONAL CARE!

For Canadian Residents: If you purchase an RV out-of-country, there are additional fees, taxes and inspections that must be met before bringing your product home. Your local Canadian dealers are experts in these provisions.

Visit HEARTLAND on:

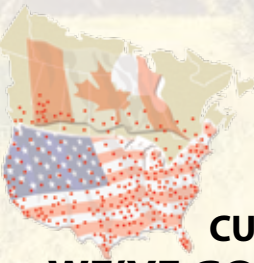


Your Authorized Heartland Dealer:

HEARTLAND PROUDLY PARTNERS WITH THE HIGHEST QUALITY VENDORS in manufacturing our recreational vehicles:



TRAIL RUNNER BY HEARTLAND



HEARTLAND CUSTOMER SERVICE WE'VE GOT YOUR BACK!

Over 40 men and women located in a dedicated facility servicing our customers every day. With a dealer network of over 400 locations across the U.S. and Canada, you're never far from an authorized Heartland dealer.

www.HEARTLANDRVs.com

Experience:
Product Walk-Through Videos
Side By Side Comparisons
Feature Videos • Photo Galleries
Virtual 360° Tours
Detailed Floor Plans
News • Testimonials
Dealer Locator • Owners Club
Customer Service • Service Locator
and More at our Informative Web Site

www.heartlandrvs.com
FOR ADDITIONAL INFORMATION

Product information is as accurate as possible as of the date of publication of this brochure. Due to Heartland's commitment to continuous product improvement - floorplans, materials, components, features, measurements, specifications, options, etc. are subject to change at any time without notice or obligation. In certain conditions some additional equipment may be needed. Photos may show optional equipment or props used for photography purposes only.

Heartland has listed the approximate base weight of the trailer without the option equipment included. Option equipment will impact the weight of the trailer. Please locate the weight sticker attached to the trailer you are considering for the most accurate trailer weight.

Tow Vehicle Caution: Owners of Heartland recreational vehicles are solely responsible for the selection and proper use of tow vehicles. All customers should consult with a motor vehicle manufacturer or their dealer concerning the purchase and use of suitable tow vehicles for Heartland products. Heartland disclaims any liability or damages suffered as a result of the selection, operation, use or misuse of a tow vehicle. Heartland's limited warranty does not cover damage to the recreational vehicle or the tow vehicle as a result of the selection of the tow vehicle.