

Goes from zero to weekend
in a matter of seconds.



2007
FIESTA AND FIESTA LX
CLASS A GAS



Trustworthy Brand | Wide Range of Floor Plans | Upscale Conveniences | Pass-Through Storage | Full-Body Paint (LX Models)

Fiesta. It's a Class A in every way.

It's not just the cab design — Fiesta shows its Class A status in its upscale features too. For example, the padded carpeting and Flexsteel® furniture are elegant and durable. And the Fiesta LX comes with beautiful full-body paint standard, giving it a high-end diesel look. Full-body paint is something no other motor home in this price range can offer. Whether you choose the comfortable Fiesta or the Fiesta LX with its Power Platform Plus, you'll find our Class A stands for so much more than just "affordable."



The Entertainment Center, placed overhead, gives everybody a front row seat to the huge 24" TV in Fiesta LX (or a 20" TV in Fiesta).



Fiesta LX 31M shown in Lake interior décor with Windsor Birch Cabinetry.



The Overhead Storage provides plenty of space so you can pack for a weekend as if it were a month-long trip.



The Driver's Area is outfitted with road trip essentials: (available) satellite radio with a CD player, and comfy Flexsteel® captain's chairs with reclining back and slide controls.

Make that old camp stove into a distant memory.

Feeding the family is a whole lot easier when you've got a galley full of conveniences. Your ingredients are stored in elegant cabinetry with hardwood doors. You can finally reach things stored in the back of the drawers, thanks to the full extension drawer guides. A 3-burner cooktop lets you cook the whole meal at one time. Even clean-up is easier when you have a deep double sink with single-lever faucet.



The Dometic® Refrigerator offers a generous 8 cubic feet of space for cold foods and beverages, while the spacious pantry stores boxes and bags galore. It's open season on snacking!



The Pots and Pans Drawer is super-sized to hold big cookware including your deep stock pots and wide frying pans.



FIESTA / FIESTA LX



The Galley provides ample countertop space, especially with the sink cover and folding extension (select models). A microwave comes standard to pop your popcorn, or a convection microwave is available that also bakes and broils like a convection oven.



The Spacious Dinette means fewer elbow wars when the family has dinner. Besides, they'll be too distracted by the panoramic view from the oversized window. Made of safety glass, it brings the outdoors inside while keeping rain and mosquitoes out.



The Pull-Out Tray provides always-appreciated counter space with the pull of a handle. Perfect for snacks like cookies and milk.




Private space. It's essential for an enjoyable family trip.

Everybody needs a little “me” time. In here, there’s a place for it too. Enjoy a siesta on the Fiesta’s queen-size innerspring mattress, blocking out the sun with day/night pleated shades (optional). Or, invite the family in for a slumber party.



The Bathroom with Shower includes a medicine cabinet with room for enough grooming products even for teenagers. And the hand-held showerhead has a water saver so you can dry camp longer.



The Wardrobe keeps clothing neat. Your shirts and pants hang smoothly, shoes find ample space on the wardrobe floor, and drawers keep your whites tidy.



Overhead Storage compartments are so roomy, you can bring those things you think you might need (but probably won't use).



Under Bed Storage gives you an ideal space to keep blankets, games and even outdoor equipment.

Exterior Features – Fiesta



† The chassis manufacturer recommends the installation of a supplemental brake control system to activate the brakes on the vehicle or trailer you are towing. Hitch receiver ratings expressed are maximum for the hitch receiver installed and may require the purchase of additional equipment that is dependent on the weight of the towed load. Consult with hitch receiver manufacturer for further information.

Fiesta shown in Lake.

Fiesta and Fiesta LX Exterior Bells and Whistles.

Many other features come on the outside of Fiesta and Fiesta LX. For example, a 4.0 KW Onan® MicroQuiet Generator. It sips fuel, but provides plenty of power and runs extra-quietly to keep the peace.



Pass-Through Storage is the place for dog crates, skis, and any other oversized items. And you can access them from either side of the motor home (all Fiesta LX models except 31M).



Storage Maximizer is ideal for longer items like paddles, water skis and golf clubs. Easy access makes it, well, easy (Fiesta LX models only).



EZ Store Compartment offers an extremely long storage space for fishing poles, a ladder or sleeping giraffe. And it moves with the slide-out so you don't have to crawl under the rig to get your stuff. (Available on all Fiesta LX models.)

Exterior Features – Fiesta LX

Holding Tanks

are enclosed between the upper and lower basement floors, so they can be heated in cold weather to help prevent freezing.

Full-Body Paint

covers the LX after a meticulous 2-step DuPont® paint process. No other manufacturer offers full-body paint standard in this price range, and some don't offer it at all.



Storage Compartments

include EZ Store, Pass-Through Storage and Storage Maximizer. They're lighted to help you see your gear at night, and with single-paddle latches they can be opened with one hand.

Fiesta LX shown in Lake.

WHY FLEETWOOD?



Passion

We're truly passionate about the RV lifestyle. Fleetwood was founded by RV enthusiasts, and that tradition continues today.



Quality

There's no cutting corners. Skilled craftsmen build every Fleetwood RV for maximum durability and longevity.



Service

Help is nearby. When you need an upgrade or repair, you'll find facilities all across North America and more than 1,100 dealers ready to assist you.



Warranty

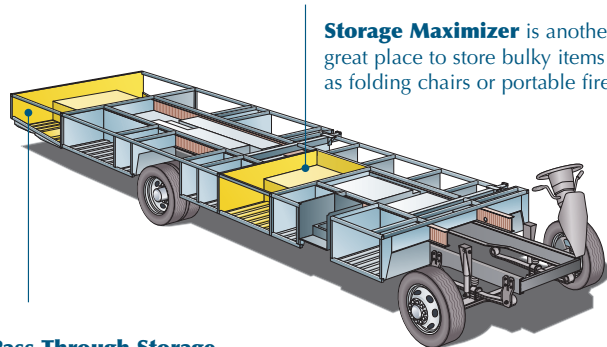
Exclusive RV ownerscare warranty. See your Fleetwood dealer for details.



Trust

More people trust Fleetwood. After all, we've spent over 50 years perfecting RVs, earning the loyalty of generations of RVers.

The Fiesta LX. Power Platform Plus on the inside, Full-Body Paint on the outside.



Storage Maximizer is another great place to store bulky items such as folding chairs or portable fire pits.

Pass-Through Storage

Compartment maximizes every inch of space so you can store large bulky items, such as folding tables. The pass-through design allows you to take your gear out from either side.

The Fiesta LX is built on the all new Power Platform Plus for strength and storage. You have so many more places to keep your gear inside the chassis: the Pass-Through Storage, the Storage Maximizer and EZ Store.

Drawings are for illustrative purposes only to highlight aspects of motor home construction. Actual motor home design depends on model and is subject to change.

What color do you want your Class A?

Heading down the highway in your new Fiesta, you're sure to turn heads. Whatever exterior color you choose, everyone else will be green with envy.

Fiesta

Fiesta LX

LAKE



SAGE



PEBBLE BEACH



FIESTA / FIESTA LX

Decorate your Fiesta in a flash.

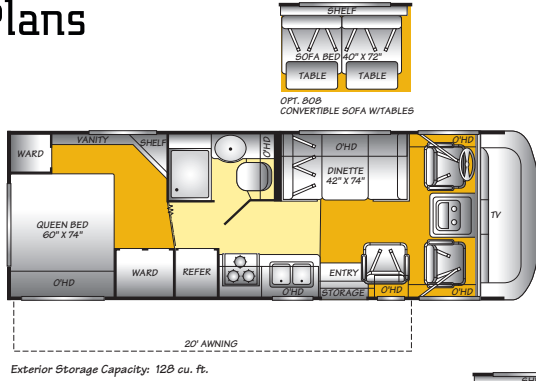
Just choose the interior color palette that you like best – and get ready to party in your new Fiesta. The exterior and interior colors are tied together so the overall look is coordinated and attractive.

LAKE	Living/Dining Room			
	Bedroom			
SAGE	Living/Dining Room			
	Bedroom			
PEBBLE BEACH	Living/Dining Room			
	Bedroom			

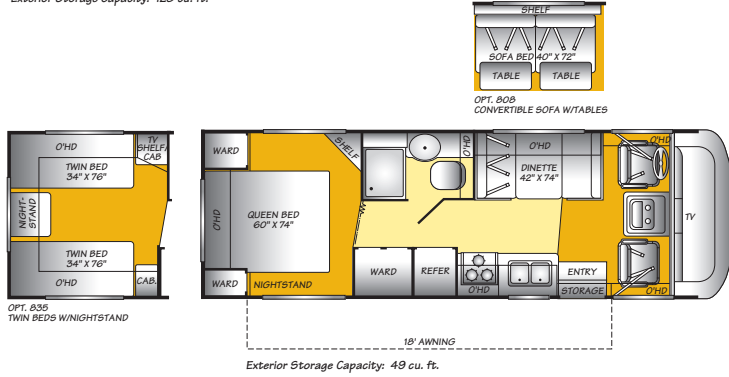


Fiesta Floor Plans

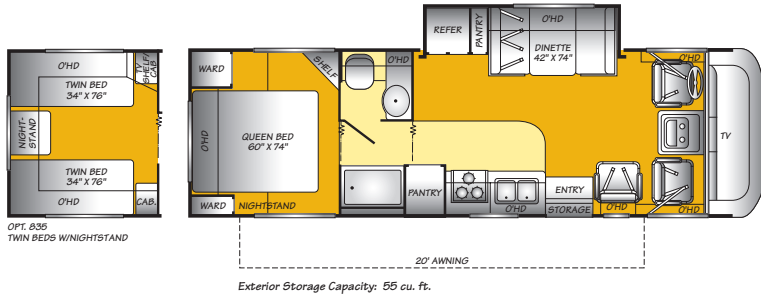
26Q



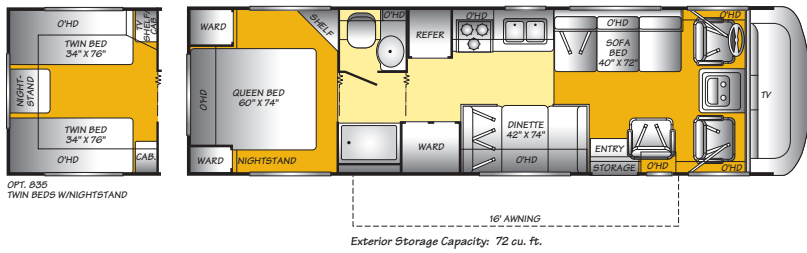
26Y



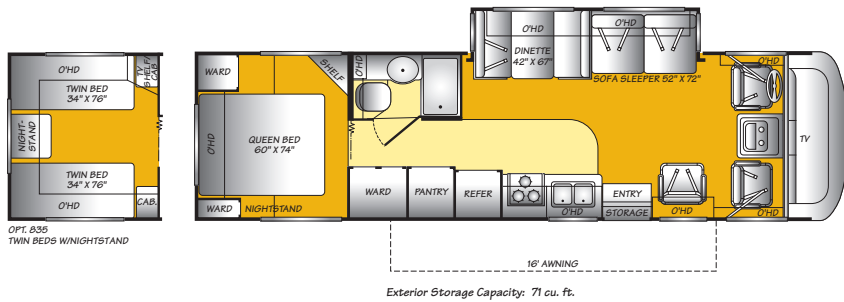
29J
Single
Slide-Out



31H

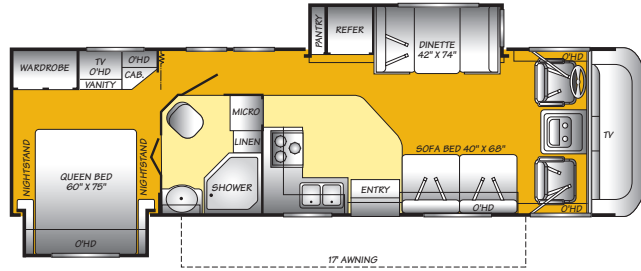


32S
Single
Slide-Out



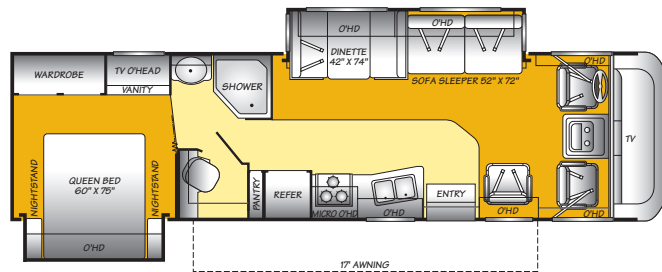
Fiesta LX Floor Plans

31M
Double
Slide-Out



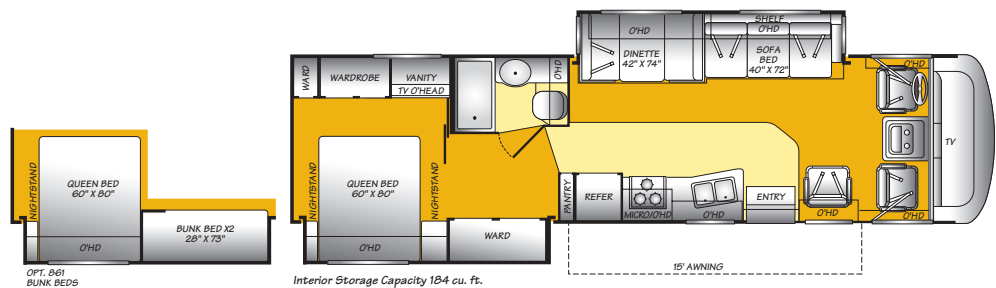
Interior Storage Capacity 130 cu. ft.
Exterior Storage Capacity: 106 cu. ft.

32K
Double
Slide-Out



Interior Storage Capacity 125 cu. ft.
Exterior Storage Capacity: 117 cu. ft.

34N
Double
Slide-Out



Interior Storage Capacity 184 cu. ft.
Exterior Storage Capacity: 122 cu. ft.

Seat belt configuration may vary depending on options chosen.

Standard Features & Options

2007 Fiesta and Fiesta LX

	Fiesta	Fiesta LX		Fiesta	Fiesta LX		Fiesta	Fiesta LX
INTERIOR								
THROUGHOUT								
• 12V Deep Cycle House Battery	S	S	• Large White Double Sink	S	S	• Trailer Hitch w/7 Point Electrical Hook-Up†	S	S
• 13,500 BTU Ducted Air Conditioner	S	S	• Microwave w/Range Hood & Light	S	S	• Valve Extenders on Rear Wheels	S	S
• 25,000 BTU Furnace (Model 26Q & 26Y)	S	S	• Single Lever Faucet	S	S	• Stainless Steel Wheel Simulators (WORKHORSE & 19.5 WHEEL FORD)	S	S
• 3 Interior Décor	S	S	• Sink Cover/Cutting Board	S	S			
• 34,000 BTU Furnace (Model 29J, 31H & 32S)(All LX)	S	S	• Wood Drawer Construction	S	S			
• 6-Gallon Quick-Recovery Water Heater w/Direct Spark Ignition	S	S	• 3 Burner Range w/Oven	O	O			
• Battery Disconnect System	S	S	• Convection Microwave Oven	O	O			
• Automotive A/C Heater Combo	S	S				SAFETY/CONVENIENCE		
• Fiber Ceilings for Superior Sound Dampening	S	S	BEDROOM			• Deadbolt Latch on Entry Door	S	S
• Full Basement Configuration	S	S	• Expanded Wardrobe Storage	S	S	• Dual Battery Charge Control	S	S
• Incandescent Lighting	S	S	• Innerspring Mattress	S	S	• High Mounted Large Taillights	S	S
• Interior Overhead Storage	S	S	• Rear TV Receptacle	S	S	• Large Entry Assist Handle	S	S
• On-Demand Water Pump w/Filter	S	S	• TV Shelf w/Cable Jack (TV not included)	S	S	• One-Piece Swing-Down Engine Access Door	S	S
• Raised Floor Configuration	S	S	• Twin Beds 34" x 76" w/Nightstand (26Y, 29J, 31H & 32S)	O	O	• Park Cable Receptacle	S	S
• Systems Monitor Panel 120V/12V AC/DC Converter/Central Electrical Panel w/Charger	S	S				• Patio Receptacle	S	S
• Wall Mounted Heat Registers	S	S	BATHROOM			• Power Entry Step	S	S
• Water Heater Bypass	S	S	• Marine Toilet	S	S	• Slider Windows Throughout	S	S
• High Efficiency Ducted Air Conditioner (29J, 31H & 32S)(All LX)	O	O	• Molded ABS Tub/Shower	S	S			
• Satellite Radio	O	O	• Power Bath Vent	S	S	BODY STRUCTURE		
			• Skylight in Tub/Shower	S	S	• 26" Radius Entry Door	S	S
			• Vanity Lights	S	S	• 5,000 lb. Towing Capacity	S	S
						• Aluminum Floor/Wall/Ceiling Framing	S	S
DRIVER CONVENIENCE			SAFETY/CONVENIENCE			• Powder-Coated Steel Rear Bumper	S	S
• 3-Point Seat Belts at Driver & Front Passenger Seats	S	S	• 10 ABC Fire Extinguisher	S	S	• Steel Floor/Wall/Ceiling Framing	S	S
• AM/FM Radio w/CD & Electronic Tuning	S	S	• Carbon Monoxide Detector/Alarm	S	S	• Two-Piece Fiberglass Front Cap	S	S
• Auxiliary Start Circuit	S	S	• Propane Detector/Alarm	S	S	• Vacu-bond® Floor,Ceiling and Sidewalls	S	S
• Cruise Control	S	S	• Smoke Detector/Alarm	S	S	• Windshield Bonded to Fiberglass Front Cap	S	S
• Double Swivel Sun Visors w/Map Pockets	S	S	• Entry Grab Handle	S	S			
• Driver/Front Passenger Captain's Chairs with Reclining Back/Slide Controls	S	S				STORAGE		
• Engine Cover Convenience Tray	S	S	EXTERIOR			• Continuous One-Piece Compartment Bulb Seal	S	S
• Intermittent Wiper Control	S	S	THROUGHOUT			• Insulated Luggage Doors	S	S
• Radio Switch-Main/Auxiliary Power	S	S	• 3 Colorway Graphics to Match Decor	S	S	• Large, Lighted Pass-Through Exterior Storage Compartment (Select Models)	S	S
• Tilt Steering Wheel	S	S	• 30 AMP Service	S	S	• Lighted Luggage Compartment	S	S
			• 4.0 kW Onan® MicroQuiet Generator	S	S	• Rotomolded Polyethylene Luggage Compartments	S	S
			• Amber Porch Light	S	S			
LIVING ROOM			• Awning Rail/Drip Molding (Both Sides)	S	S	FLEETWOOD ADVANTAGES		
• 12V Power Jack	S	S	• Exterior Rear View Mirrors	S	S	• Complete TuffPEX® Plumbing System	S	S
• 20" TV in Front Overhead	S	S	• Full Body Paint	S	S	• Deluxe Roller Bearing, Full Extension Drawer Guides	S	S
• 24" TV in Front Overhead	S	S	• Outstanding Exterior Styling	S	S	• EZ Glide® Slide-Out System w/EZ Store (Select Models)	S	S
• Carpet Pad	S	S	• Patio Awning	S	S	• Royal Tuff-Ply Radius Roof w/Ducted A/C & Flat Ceiling	S	S
• Flexsteel® Furniture	S	S	• Roof Ladder	S	S	• Vacu-Bond® Walls w/Smooth High-Gloss Exterior Tuff-Coat® Fiberglass	S	S
• Telephone Jack	S	S	• Single Front Roof A/C 13.5 BTU	S	S			
• Video Control Box	S	S	• TV Antenna w/Signal Booster	S	S			
• Vinyl Floor Covering in Lavy/Galley	S	S	• UV Resistant ABS Front/Rear Wheel Well Trims	S	S			
• Day/Night Pleated Shades	O	O	• Automatic 4-Point Electric Levelers (29J & 32S)(All LX)	O	O			
• DVD Player	O	O	• Dual 6V Deep Cycle 217 Amp Auxiliary Batteries	O	O			
• Fan-Tastic® Power Roof Vent	O	O	• Electronic Climate Control w/Dual A/C w/5.5kW Generator Upgrade (Recommended for extreme temperatures & high humidity conditions) (29J, 31H & 32S) (ALL LX)	O	O			
• Sofa Bed 40" x 72" w/Table (26Q & 26Y)	O	O	• Exterior Wash Unit	O	O			
• Wall to Wall Vinyl Flooring	O	O	• Holding Tank Heater	O	O			
			AUTOMOTIVE					
GALLEY			• Aluminum Wheels (34N Ford Chassis only)	S	S			
• 3 Burner Cook Top	S	S	• Halogen Headlights w/Polycarbonate Lens	S	S			
• 8 cu. ft. Dometic® Refrigerator	S	S	• Rear Fuel Fill (26Y, 29J, 31H & 32S)	S	S			
• Coordinated Cabinet Hardware	S	S	• Side Fuel Fill (All LX)	S	S			
• Hardwood Mortise & Tenon Frame Cabinet Doors	S	S	• SPARE TIRE (19.5 WHEELS ONLY)	S	S			
• Large Stainless Steel Double Sink	S	S	• Spare Tire w/Carrier	S	S			
• Large Viewing Window at Dinette	S	S						

Bold denotes Fleetwood's Key Features.

S = Standard O = Optional



Weights and Measurements

2007 Fiesta and Fiesta LX

FORD CHASSIS		FIESTA				FIESTA LX		
MODELS	26Q	26Y	29J	31H	32S	31M	32K	34N
Engine Displacement (Liters)	N/A	N/A	6.8	6.8	6.8	6.8	6.8	6.8
Wheelbase (Inches)	N/A	N/A	178"	190"	208"	208"	208"	228"
GVWR (lbs) ¹	N/A	N/A	18,000	15,700	20,500	20,500	20,500	22,000
Front GAWR (lbs) ²	N/A	N/A	7,000	6,000	7,000	7,000	7,000	7,500
Rear GAWR (lbs) ²	N/A	N/A	11,000	11,000	13,500	13,500	13,500	14,500
Base Weight (lbs) ³	N/A	N/A	13,770	13,040	14,005	15,850	16,100	16,500
GCWR (lbs) ⁴	N/A	N/A	23,000	20,700	25,500	25,500	25,500	26,000
Hitch Rating Weight (lbs) ⁵	N/A	N/A	5,000	5,000	5,000	5,000	5,000	5,000
Tongue Weight (lbs) ⁵	N/A	N/A	500	500	500	500	500	500
Fuel Capacity (gal)	N/A	N/A	75	75	75	75	75	75

WORKHORSE™ CHASSIS		FIESTA				FIESTA LX		
MODELS	26Q	26Y	29J	31H	32S	31M	32K	34N
Engine Displacement (Liters)	8.1	8.1	8.1	8.1	8.1	8.1	8.1	8.1
Wheelbase (Inches)	158.5"	158.5"	178"	190"	208"	208"	208"	228"
GVWR (lbs) ¹	16,000	16,000	18,000	16,000	18,000	20,700	20,700	22,000
Front GAWR (lbs) ²	6,500	6,500	7,000	6,500	7,000	7,500	7,500	8,000
Rear GAWR (lbs) ²	10,500	10,500	12,000	10,500	12,000	13,500	13,500	14,500
Base Weight (lbs) ³	11,490	11,356	12,866	12,417	13,608	15,900	16,150	16,750
GCWR (lbs) ⁴	22,000	22,000	22,000	22,000	22,000	25,700	25,700	26,000
Hitch Rating Weight (lbs) ⁵	5,000	5,000	5,000	5,000	5,000	5,000	5,000	5,000
Tongue Weight (lbs) ⁵	500	500	500	500	500	500	500	500
Fuel Capacity (gal)	60	60	75	75	75	75	75	75

DIMENSIONS & CAPACITIES		FIESTA				FIESTA LX		
MODELS	26Q	26Y	29J	31H	32S	31M	32K	34N
Overall Length ⁶	27' 0"	27' 0"	29' 4"	31' 5"	32' 11"	32' 7"	33' 7"	35' 7"
Overall Height (with A/C)	11' 4"	11' 4"	11' 4"	11' 4"	11' 4"	12' 0"	12' 0"	12' 5"
Overall Width (maximum) ^{6,7}	102"	102"	102"	102"	102"	102"	102"	102"
Interior Height (maximum)	79"	79"	79"	79"	79"	79"	79"	79"
Interior Width (maximum)	96"	96"	96"	96"	96"	96"	96"	96"
Fresh Water Holding Tank (gal)	30	60	60	60	60	60	60	60
Grey Water Holding Tank (gal)	37	37	45	48	45	40	40	40
Black Water Holding Tank (gal)	30	30	38	38	38	30	30	30
Appliance Propane Tank (gal) (WC) ⁸	14	14	25	25	14	25	25	25
Water Heater Tank (gal)	6	6	6	6	6	6	6	6

Liquid Weight Reference: Water (gal) = (8.3 lbs/3.8 kgs) Fuel (gal) = (6.1 lbs/2.8 kgs) Propane (gal) = (4.2 lbs/1.9 kgs)

Metric Conversion: Multiply pounds x 0.453 to obtain kilograms. Multiply gallons x 3.785 to obtain liters. Multiply liters x 61 to obtain cubic inches.

CHASSIS

Model: Ford®/Workhorse™
 Engine: 6.8L Triton® V10/8.1L Vortec™ V8
 Transmission: Ford®, 5-Speed Automatic w/Overdrive/
 Workhorse, 4-Speed Automatic w/Overdrive on
 W16/18 and 6-Speed Automatic w/Overdrive on W20/22.

Alternator Amps: 130 Amp/145 Amp
 Torque: 457 lb-ft @ 3250 RPM/455 lb-ft @ 3200 RPM
 Horsepower: 362HP/340HP

- GVWR (Gross Vehicle Weight Rating) is the maximum permissible weight of this fully loaded motor home. The GVWR is equal to or greater than the sum of the (UVW) unloaded vehicle weight plus the (CCC) cargo carrying capacity*.
- GAWR (Gross Axle Weight Rating) is the maximum permissible loaded weight a specific axle is designed to carry.
- Base Weight is the estimated weight of the motor home without fuel, options, water, cargo or passengers.
- GCWR (Gross Combined Weight Rating) is the value specified by the motor home manufacturer as the maximum allowable loaded weight of this motor home with its towed vehicle. Towing and braking capacities may be different. Refer to Fleetwood and chassis manufacturer's manuals for complete information.
- Length taken from front bumper to rear bumper (excludes accessories).
- Excludes safety equipment and awnings.
- Motor homes feature a body-width over 96" which will restrict your access to certain roads. Before purchasing, you should research any state and/or province road laws which may affect your usage.
- Tank manufacturer's listed water capacity (WC). Actual propane capacity is 80% of water listing as required by the safety code.

† The chassis manufacturer recommends the installation of a supplemental brake control system to activate the brakes on the vehicle or trailer you are towing. Hitch receiver ratings expressed are maximum for the hitch receiver installed and may require the purchase of additional equipment that is dependent on the weight of the towed load. Consult with hitch receiver manufacturer for further information.

N/A = Not Applicable.

*UVW and CCC are found on the cargo carrying capacity label in each RV.

IMPORTANT – PLEASE READ: Product information, photography and illustrations included in this publication were as accurate as possible at the time of printing. For further product information and changes, please visit our website at www.fleetwoodrv.com or contact your local Fleetwood dealer. Prices, materials, design and specifications are subject to change without notice. All weights, fuel, liquid capacities and dimensions are approximate. Fleetwood has designed its recreational vehicles to provide a variety of uses for its customers. Each vehicle features optimal seating, sleeping, storage and fluid capacities. The user is responsible for selecting the proper combination of loads (i.e. occupants, equipment, fluids, cargo, etc.) to ensure that the vehicle's capacities are not exceeded.



RV OWNERCARE*

Limited one-year/15,000-mile coach warranty and three-year/50,000-mile structural warranty, whichever occurs first, and it is fully transferable for the first 12 months. RV OWNERCARE is one of the RV industry's most comprehensive programs and includes systems, appliances, components and construction, with no deductible and no service charge. RV OWNERCARE coverage is provided from a company that will be around in the future to service your needs. See your nearest Fleetwood dealer for a full explanation of benefits and restrictions.

CONTACT US

To locate a dealer near you, visit our website at www.fleetwoodrv.com or call 1-800-444-4905. We can also be contacted at Fleetwood Customer Relations, P.O. Box 1007, Decatur, IN 46733.

FLEETWOOD TRAVELCADE CLUB

As a Fleetwood owner, you're eligible to become a member of the Fleetwood Travelcade Club. It's a perfect way to meet other Fleetwood owners who love to travel across America and share in the RV lifestyle. Call (877) 577-2560, or visit our website at www.fleetwoodrv.com/owners_clubs to learn more, and join the fun.

IMPORTANT—PLEASE READ

Product information, photography and illustrations included in this publication were as accurate as possible at the time of printing. For further product information and changes, please visit our website at www.fleetwoodrv.com or contact your local Fleetwood dealer. Prices, materials, design and specifications are subject to change without notice. All weights, fuel, liquid capacities and dimensions are approximate. Fleetwood has designed its recreational vehicles to provide a variety of uses for customers. Each vehicle features optimal seating, sleeping, storage and fluid capacities. The user is responsible for selecting the proper combination of loads (i.e. occupants, equipment, fluids, cargo, etc.) to ensure that the vehicle's capacities are not exceeded.




treadlightly!

LEAVING A GOOD IMPRESSION



YOUR LOCAL FLEETWOOD DEALER IS:



*For complete info see your Fleetwood dealer.

©2006. Fleetwood Enterprises, Inc.
Printed in the USA. Inventory Control Number FI07B2, 11/06.
Model Year 2007, Second Edition.

