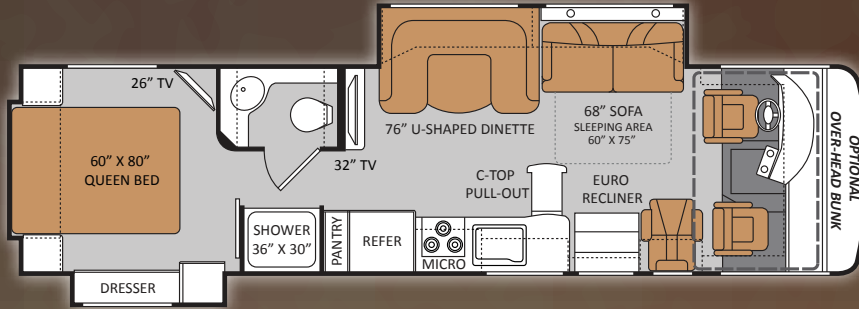


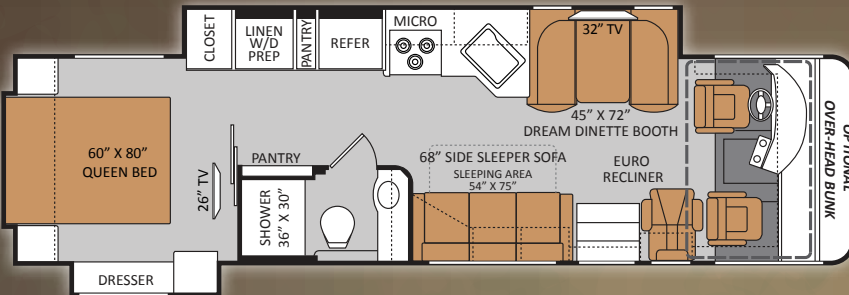
# PALAZZO



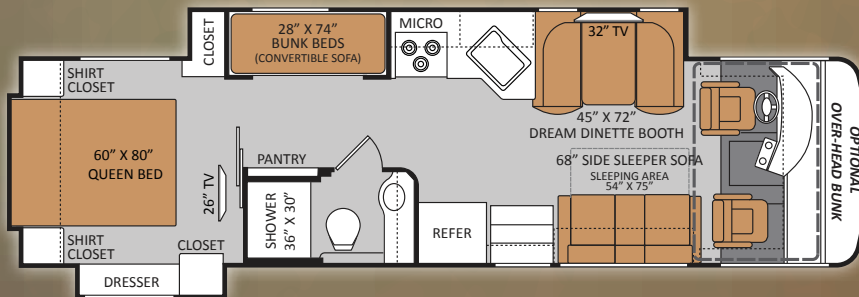
|                                     |                  |
|-------------------------------------|------------------|
| <b>MODEL</b>                        | <b>33.1</b>      |
| Chassis                             | Freightliner XCS |
| Gross Vehicle (GVWR)                | 26,000           |
| Gross Combined (GCWR)               | 30,000           |
| Wheel Base                          | 208"             |
| Exterior Length (w/o ladder)*       | 34'-5"           |
| Exterior Height (w/ AC)             | 11'-10"          |
| Exterior Width (w/o mirrors)        | 101"             |
| Interior Height                     | 82"              |
| Awning Size                         | 18'              |
| Fuel (gal)                          | 90               |
| LPG (lbs)                           | 104              |
| Fresh/Waste/Grey Water (gal)        | 95/43/43         |
| Water Heater (gallons)              | 10               |
| Furnace (BTUs)                      | 35,000           |
| Exterior Storage Capacity (cu. ft.) | 126              |



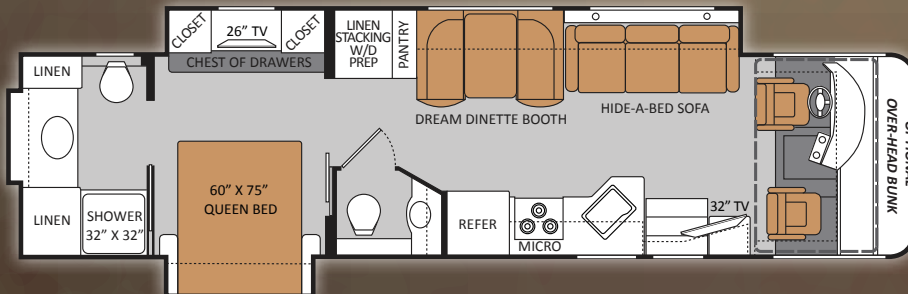
|                                     |                  |
|-------------------------------------|------------------|
| <b>MODEL</b>                        | <b>33.2</b>      |
| Chassis                             | Freightliner XCS |
| Gross Vehicle (GVWR)                | 26,000           |
| Gross Combined (GCWR)               | 30,000           |
| Wheel Base                          | 208"             |
| Exterior Length (w/o ladder)*       | 34'-5"           |
| Exterior Height (w/ AC)             | 11'-10"          |
| Exterior Width (w/o mirrors)        | 101"             |
| Interior Height                     | 82"              |
| Awning Size                         | 18'              |
| Fuel (gal)                          | 90               |
| LPG (lbs)                           | 104              |
| Fresh/Waste/Grey Water (gal)        | 95/43/43         |
| Water Heater (gallons)              | 10               |
| Furnace (BTUs)                      | 35,000           |
| Exterior Storage Capacity (cu. ft.) | 126              |



|                                     |                  |
|-------------------------------------|------------------|
| <b>MODEL</b>                        | <b>33.3</b>      |
| Chassis                             | Freightliner XCS |
| Gross Vehicle (GVWR)                | 26,000           |
| Gross Combined (GCWR)               | 30,000           |
| Wheel Base                          | 208"             |
| Exterior Length (w/o ladder)*       | 34'-5"           |
| Exterior Height (w/ AC)             | 11'-10"          |
| Exterior Width (w/o mirrors)        | 101"             |
| Interior Height                     | 82"              |
| Awning Size                         | 18'              |
| Fuel (gal)                          | 90               |
| LPG (lbs)                           | 104              |
| Fresh/Waste/Grey Water (gal)        | 95/43/43         |
| Water Heater (gallons)              | 10               |
| Furnace (BTUs)                      | 35,000           |
| Exterior Storage Capacity (cu. ft.) | 102              |



|                                     |                  |
|-------------------------------------|------------------|
| <b>MODEL</b>                        | <b>36.1</b>      |
| Chassis                             | Freightliner XCS |
| Gross Vehicle (GVWR)                | 28,000           |
| Gross Combined (GCWR)               | 33,000           |
| Wheel Base                          | 242"             |
| Exterior Length (w/o ladder)*       | 37'-3"           |
| Exterior Height (w/ AC)             | 12'-0"           |
| Exterior Width (w/o mirrors)        | 101"             |
| Interior Height                     | 82"              |
| Awning Size                         | 18'              |
| Fuel (gal)                          | 90               |
| LPG (lbs)                           | 104              |
| Fresh/Waste/Grey Water (gal)        | 95/43/60         |
| Water Heater (gallons)              | 10               |
| Furnace (BTUs)                      | 35,000           |
| Exterior Storage Capacity (cu. ft.) | 170              |



OLYMPIC CHERRY




VINTAGE MAPLE



GRANITE HILL



RHAPSODY



SUMMER SONG

# STANDARD & OPTIONS

## CONSTRUCTION & EXTERIOR

- One-Piece Fiberglass Front and Rear Caps
- One-Piece Windshield
- Full-Body Paint with Gel-Coat Walls
- Fiberglass Lined, Pass-Through Basement Storage (Select Compartments)
- Side Hinged Flush Mount Radius Luggage Doors
- Electric Patio Awning
- Slide Out Topper Awnings
- Frameless Dual Pane Windows
- Roof Ladder
- Automatic Leveling Jacks with Touch Pad Controls
- Automatic Electric Entry Step
- Outside Shower
- Dual Fuel Fills
- Low Profile Basement Slide Tray (33.1, 33.3 & 36.1)

## CONSTRUCTION & EXTERIOR OPTIONS

- Invisible Bra

## AUTOMOTIVE & COCKPIT

- Freightliner® XCS Straight Rail Chassis
- Cummins® ISB Diesel Engine (300 hp., 660-ft./lb. torque)
- 6-Speed Allison Automatic Transmission
- Air-Ride Suspension
- 22.5" Tires with Stainless Steel Wheel Liners
- 10,000 lb. Trailer Hitch
- Automatic Hydraulic Leveling Jacks
- Touch Screen Dash Radio with CD Player and Back-up Monitor
- Power Front Roller Shade with Accordion Style Side Window Shades
- Generator Start Switch on Dash
- Ceiling Mounted Dome Light with Dash Switch
- Leatherette Driver and Passenger Captain's Chairs

- Six-way Power Driver Seat
- Heated, Remote Exterior Mirrors with Integrated Side View Cameras
- Fog Lights
- PC Workstation with 110-volt & 12-volt Outlets

## INTERIOR

- Residential Vinyl Flooring Throughout
- Dual 13,500 BTU roof air conditioners
- Ceiling ducted air conditioning system
- Hardwood Raised Panel Cabinet Doors
- Hardware with Nickel Finish
- Soft Touch Vinyl Ceiling
- Halogen Ceiling Lighting
- Solar & Privacy Shades - Living Area
- Leatherette Euro-Recliner with Integrated Ottoman (33.1 & 33.2 Only)
- Leatherette Hide-a-Bed Sofa with Air Mattress
- U-Shape Dinette (33.1 Only)
- Dream Dinette (N/A 33.1)

## INTERIOR OPTIONS

- Drop-Down Overhead Bunk

## KITCHEN

- 18 cuft Whirlpool® Residential Refrigerator
- 3-Burner High-Output Gas Cooktop
- 30" Over the Range Microwave Oven
- Solid Surface Countertops
- Large Double Bowl Sink w/ Single Lever Kitchen Faucet
- 12-volt Attic Fan

## ENTERTAINMENT

- Always-in-View 32" HDTV Television in Living Room Entertainment Center
- DVD Player with Surround Sound Bar

- 26" HDTV in Bedroom
- 13" & 22" HDTV's in Bunks (33.3 Only)
- HD/DSS Satellite Prep
- Cable Television Prep

## ENTERTAINMENT OPTIONS

- Exterior 32" HDTV

## BEDROOM & BATHROOM

- Queen-Size Denver Mattress Weekender
- Bedspread and Pillow Shams
- Attractive Headboard and Sconce Wall Lighting
- China Bowl Toilet
- Over-sized Shower with Glass Door

## SAFETY & CONVENIENCE

- Entry Door with Deadbolt Lock
- Systems Control Center
- Smoke, LPG, Carbon Monoxide Detectors
- Fire Extinguisher
- Valve Stem Extenders on Rear Tires

## ELECTRICAL & PLUMBING

- Onan® RV QD 6000 Diesel Generator
- Automatic Generator Start
- Dual 13,500 BTU Ducted Roof Air Conditioners
- 35,000 BTU Ducted Electronic Ignition Furnace
- 10-gallon Gas/Electric Water Heater
- Four Auxiliary House Batteries
- 50-amp Service Power Cord
- Black Tank Flush
- Outside Shower
- Washer/Dryer Prep (33.2 & 36.1)

## ELECTRICAL & PLUMBING OPTIONS

- Stackable Washer/Dryer (33.2 & 36.1)

### BOARDWALK FULL BODY PAINT



### PARK AVENUE FULL BODY PAINT



### BLACK CANYON FULL BODY PAINT



### RIDGEWOOD FULL BODY PAINT



**IMPORTANT - PLEASE READ!** Information published within this brochure reflects product design, fabrication, material, components and specifications at the date of printing. If your vehicle was manufactured before this brochure was published this information may not be accurate because vehicles assembled before the brochure was published may not have the same design, fabrication, materials, components and specification as represented in the brochure. If your vehicle was manufactured after this sales brochure was published the representations may not be accurate because, for product improvement reasons, we reserve the unilateral right, at any time, without prior notice, to make changes in product design, material, components and specifications. The date the brochure was published (i.e. "Julian date") is set forth on the last page of the brochure. IF CERTAIN INFORMATION PUBLISHED WITHIN THIS BROCHURE IS SIGNIFICANT TO YOUR PURCHASING DECISION, PLEASE CONSULT WITH YOUR SELLING DEALERSHIP TO CONFIRM THAT THE INFORMATION IS ACCURATE WITH RESPECT TO THE VEHICLE YOU ARE CONSIDERING PURCHASING. Photographs in the brochure may depict optional equipment or may only be available in certain floor plans. We reserve the right to make changes in prices and models and to discontinue models without notice or obligation. Components, appliances and the chassis may have been manufactured in a calendar year before the vehicle's designated model year. All capacities are approximate. The actual length of the vehicle may differ from that indicated in the brochure due to variances in the manufacturing processes and/or installed components. All dry weights are based on standard model features and do not include optional features or equipment. Components, appliances and features may differ to conform to local codes. Due to EPA environmental restrictions, engine power and torque ratings may change during any model year. The Thor Motor Coach logo and its design are registered trademarks. Other products and company names are trademarks and/or registered trademarks of their respective manufacturer. While the color of the motorhome's exterior and the interior fabrics depicted in this brochure are fair and reasonable depictions, the colors depicted may not be exact match of the actual colors because of variances in photo processing and printing. Component part and appliance manufacturers issue limited warranties covering portions of the vehicle not covered under the limited warranty we issue. To learn specific details regarding warranty coverage please consult your selling dealership or review the warranty packet inside the vehicle.

# PALAZZO



**YOUR LOCAL TMC DEALER:**



**RVIA**

Go RVing.