

# PRESIDIO 360



# PRESIDIO 400



EXCEEDING EXPECTATIONS...  
DEFINING NEW ONES



*BISCOTTI interior decor / CINNAMON MAPLE cabinetry*

PRESIDIO is setting a new precedent in affordable Class A diesel motorhomes. Whether you are looking for more value in a luxury motorhome, or want to move up to a diesel motorhome—Presidio is the right choice.

THE MAIN LIVING AREA in Model 39E (above), features a soft-touch leather hide-a-bed sofa and leather Euro recliner with ottoman. The buffet dinette has a

contemporary tabletop and additional cabinet storage underneath. This model is shown with porcelain tile throughout the living area.

A BOOTH DINETTE and soft touch leather hide-a-bed sofa is shown in Model 38D (above right). It also includes an entertainment center with a 32" LCD flat panel television. The living area in Model 39G (middle right)



has a corner-mounted 32" LCD flat panel television with storage below, and a round dinette with chairs.

THE FULLY EQUIPPED KITCHEN in Model 38E (lower right), has a handy roll-out countertop with storage below and all the conveniences for your food planning and preparation needs.



BISCOTTI interior decor / CINNAMON MAPLE cabinetry



BISCOTTI interior decor / CINNAMON MAPLE cabinetry



CHOCOLATE CAFE interior decor / CHERRY cabinetry






GOLD RUSH interior decor / CHERRY cabinetry



BISCOTTI interior decor / CINNAMON MAPLE cabinetry



# Interior Decor



A: Main Fabric B: Carpet C: Correlate Fabric  
D: Living Area Fabric E: Bedroom Fabric



STANDARD  
GOLDEN MAPLE



OPTIONAL  
CINNAMON  
MAPLE



OPTIONAL  
CHERRY



CHOCOLATE CAFE interior decor / CHERRY cabinetry

THE COZY BEDROOM (top left), offers a tranquil escape so you can unwind after a busy day. A queen size pillow-top bed with color-coordinated bedspread and pillows is standard in most models, and a king-size pillow-top bed is standard in Models 42A and 42B.

BUNK BEDS (far left), are a popular feature for families traveling with children. These are full sized beds, so adults and children can sleep in them comfortably. The bunk area also includes individual LCD monitors with a DVD player and wireless headphones in each bunk.

THE BATHROOM (left), includes a china bowl toilet, medicine cabinet with adjustable shelves and solid surface countertop with acrylic sink. The shower has a glass enclosure with a stone pattern surround.

AN ATTRACTIVE FIREPLACE option (above) is shown in Model 38E. It is below the entertainment center that features a 32" LCD flat panel television. This extra spacious full-wall slide model also has a round dinette, large windows for added natural light and leather Euro recliner and ottoman in the living area.

THE COCKPIT has a fully instrumented automotive-style dash that is ergonomically designed so all controls are within easy reach. A one-piece panoramic windshield and the MCD™ shade system provides added safety while driving and privacy at your campsite.

PRESIDIO MOTORHOMES are built on a dependable Freightliner XC raised rail chassis with a 360-HP or 400-HP Cummins engine.



# 2008 Exterior Paint Options



Cashmere Cream

Cinnabar

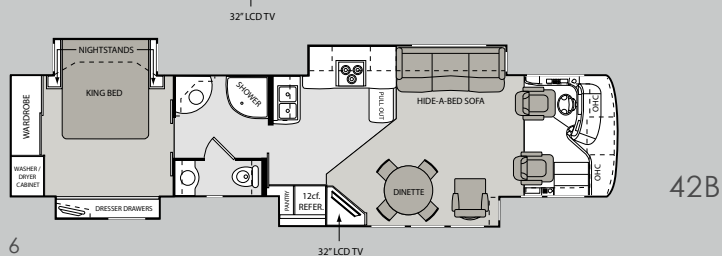
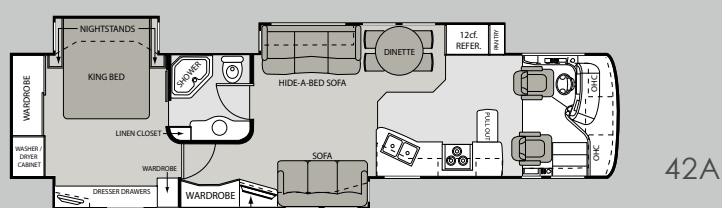
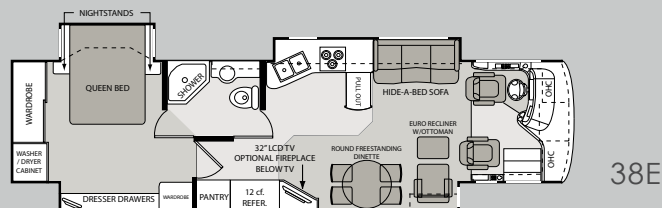
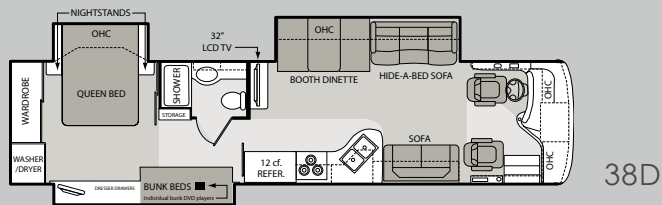
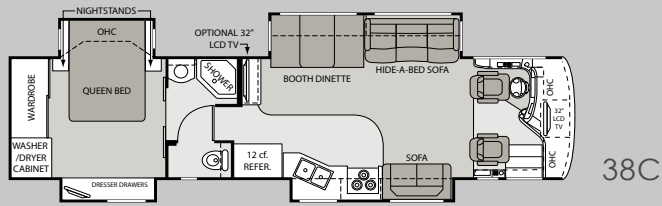
Copper Canyon



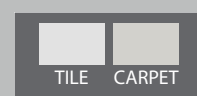
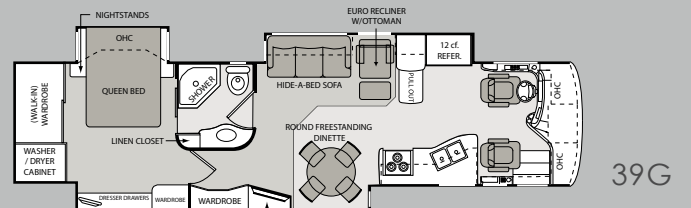
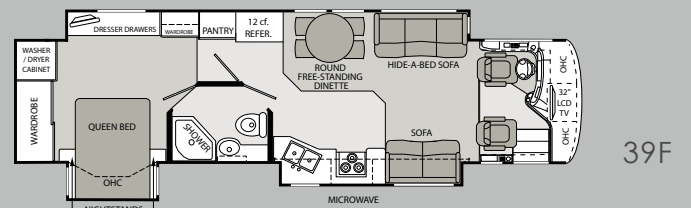
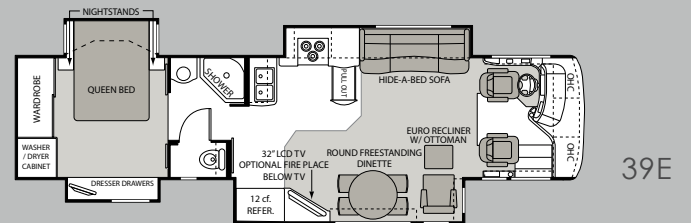
Moonlight

Royal Suede

## Presidio 360 Floorplans



## Presidio 400 Floorplans



**5** LIMITED WARRANTY  
**STRUCTURAL**  
 YEAR / 60,000 MILE

# 2008 Standard & Optional Features

BODY CONSTRUCTION/ EXTERIOR		360	400			360	400			360	400			360	400		
One-piece windshield with steel cage construction	S	S			Four-point automatic touch pad hydraulic levelers	S	S			Fantastic® vent	S	S			2000-watt inverter with 100-amp charger and two additional 6-volt batteries	S	S
3" steel framed laminated floor	S	S			Driver and passenger map lights	S	S			12-cubic foot refrigerator with raised panel wood doors	O	O			Cold weather package	S	S
Aluminum framed sidewalls and roof	S	S			Dash fans	S	S			Three-burner high-output range with oven	O	O			50-amp, 12-volt distribution panel and power cord	S	S
Gelcoat fiberglass sidewalls	S	S			Air horns	S	S			Free-standing legless dinette with buffet, two stationary and two folding chairs	O	O			Energy management system	O	S
Premium one-piece TPO roof—Energy Star approved	S	S			MCD™ power sun visor and manual privacy shade system	S	S			Round dinette table with two stationary and two folding chairs (38C, 38D and only)	O	O			Electric power cord reel	—	O
Front and rear molded fiberglass caps	S	S			UltraLeather™ extra-wide passenger seat with power six-way adjustment and footrest	—	O			<b>ENTERTAINMENT &amp; ACCESSORIES</b>				<b>PLUMBING &amp; LP GAS SYSTEMS</b>			
Chrome head exterior mirrors with remote and heat	S	S			<b>INTERIOR</b>				32" LCD flat panel television with remote control in front overhead cabinet (38C, and 39F only)	S	S			10-gallon LP gas/electric water heater system with DSI	S	S	
Side docking lights	S	S			Full 84" interior ceiling height	S	S		32" LCD flat panel television in entertainment center (not available on 38C, and 39F)	S	S			LP "quick connect" fitting in basement area for LP gas grill	S	S	
Fog lights	S	S			Porcelain tile floor in entry way, kitchen and bathroom	S	S		Home theater system with DVD player and recessed ceiling speakers	S	S			Water heater by-pass valve	S	S	
Full-body paint package with color matched awnings	S	S			Sculpted carpeting with pad in living area and bedroom	S	S		Flat screen television in bedroom	S	S			Foot flush china toilet	S	S	
Power entry step with light	S	S			Solid wood raised panel cabinet doors with hidden hinges	S	S		Individual LCD monitors with DVD player and wireless headphones in each bunk (38D only)	S	—			Systems compartment with easy access hook-ups	S	S	
Pass-through basement storage	S	S			Golden Maple cabinetry	S	S		Television antenna, signal booster and video switch box	S	S			Water monitor panel in systems compartment	S	S	
Fiberglass lined storage compartments	S	S			Day/night shades in living room	S	S		32" LCD television in place of curio cabinet (38C only)	O	—			Holding tank rinsing system	S	S	
Storage compartment lights	S	S			Soft Touch padded vinyl ceiling	S	S		Digital satellite system	O	O			Exterior shower	S	S	
Side opening baggage doors between axles*	S	S			Fluorescent ceiling lights	S	S		Exterior entertainment center (exterior radio and speakers)	O	O			<b>WINDOWS, DOORS &amp; AWNINGS</b>			
Aluminum baggage doors with integrated single handle latches	S	S			Swivel lights under cabinets in living room	S	S		Sidewall mounted exterior entertainment center with 32" television AM/FM stereo with compact disc and DVD player and speakers (42A and 42B only)	O	—			Front entry door with removable screen	S	S	
Electric slide locks	S	S			Soft-touch leather hide-a-bed sofa	S	S		<b>BEDROOM &amp; BATHROOM</b>				Manual front door awning	S	—		
Full pass-through slide-out storage tray	O	S			Soft-touch leather comfort lounge sofa with drawer (not available on 38E, 39G and 39E)	S	S		60" x 80" queen-size pillow-top bed (not available on 42A and 42B)	S	S			Automatic patio awning	S	S	
Second full pass-through slide-out storage tray	O	O			Leather Euro recliner and ottoman in living room (38E, 39E, 39G and 42B only)	S	S		72" x 80" king-size pillow-top bed (42A and 42B only)	S	—			Dual pane windows	S	S	
3M front film mask	O	O			Cinnamon Maple or Cherry cabinetry	O	O		Bunk beds in hallway between the living area and bedroom (38D)	S	—			Vinyl slide room topper awnings	S	S	
Full-width rear mud flap	O	O			Fireplace (38E, 39E and 42B only)	O	O		Bedspread and pillows	S	S			Automatic front door awning	O	S	
<b>CHASSIS</b>					Two leather Euro recliners with coffee table in place of hide-a-bed sofa (39G, 39E)	—	O		Day/night shades in bedroom	S	S			Bedroom window awnings	—	O	
Freightliner XC raised rail chassis	S	S			Two leather Euro recliners in place of sofa (42A only)	O	—		Washer/dryer prep	S	S			Keyless entry	O	O	
360-HP Cummins ISC 8.3 liter engine with exhaust brake (1,050 lb. ft. of torque)	S	—			Leather Euro recliner and ottoman with computer desk (39E, 39F, 39G)	—	O		Wardrobe and drawer storage opposite bed	S	S			<b>HEATING, VENTS &amp; AIR CONDITIONING</b>			
400-HP Cummins ISL 8.9-liter engine with engine brake (1,200 lb. ft. or torque)	—	S			Fabric hide-a-bed sofa	O	O		Bathroom medicine cabinet with adjustable shelves, mirror and towel bars	S	S			13,500 BTU front and rear roof ducted air conditioners	S	—	
Allison MH3000 6-speed automatic transmission	S	S			Fabric comfort lounge sofa with drawer (not available on 38E, 39G and 39E)	O	O		Cosmetic vanity lights in bathroom	S	S			Three 13,500 BTU high-efficiency ducted roof air conditioners (42A and 42B only)	S	—	
10,000-lb. hitch receiver and six-point connector	S	S			Porcelain tile throughout living area	O	O		Solid surface bath countertop with acrylic sink	S	S			Ducted 40,000 BTU electronic ignition furnace (38C, 38D and 39E only)	S	S	
100-gallon fuel capacity with dual fills	S	S			<b>GALLEY</b>				Stone pattern shower with glass enclosure	S	S			30,000 BTU front and 20,000 BTU rear furnaces (38E, 39G, 39F, 42A and 42B only)	S	S	
Full air suspension and brakes	S	S			12-cubic-foot two-way Stainless Steel refrigerator with ice maker	S	S		Combination washer/dryer	O	O			Attic fan in kitchen	S	S	
Aluminum wheels with 275/70R 22.5" tires	S	S			3-burner high-output cooktop	S	S		<b>SAFETY/CONVENIENCE</b>				12-volt roof vent in bathroom	S	S		
<b>COCKPIT</b>					30" Stainless Steel over-the-range convection microwave oven	—	S		Entry door with deadbolt lock	S	S			Ducted in-floor heating	S	S	
18" VIP steering wheel	S	—			30" Black over-the-range convection microwave oven	S	—		Systems Control Center	S	S			<i>*Varies by floorplan</i>			
VIP "Smart" steering wheel—includes cruise and wiper controls (also included on 42A and 42B)	—	S			Solid surface kitchen countertop with back splash and Stainless Steel sink	S	S		Smoke, LPG and carbon monoxide detectors	S	S						
Jensen® 182 RV radio with weather band and Sirius® satellite radio with six month subscription	S	S			Flush mounted solid surface range cover	S	S		Fire extinguisher	S	S						
Color rear vision monitor with rear-view camera and one-way audio	S	S			Roll-out kitchen storage and countertop (not available on 38C, 38D and 39F)	S	S		Three-point seatbelts for the driver and passenger	S	S						
Side vision camera system	S	S			Full extension drawer guides	S	S		Deluxe lighted acrylic exterior grab handle	S	S						
Burl wood look dash insert	S	S			Booth dinette (38C and 38D only)	S	—		Central vacuum system	O	O						
Flexsteel® soft-touch leather six-way power driver seat	S	S			Round dinette table with two stationary and two folding chairs (38E, 39E, 39F, 39G, 42A and 42B only)	S	S		<b>ELECTRICAL SYSTEMS</b>								
Flexsteel® soft-touch leather six-way power passenger seat with footrest	S	S			Water filter	S	S		Onan® RV Quietdiesel™ 8000 generator (8000-KW)	S	S						
Adjustable brake and accelerator pedals (also included on 42A and 42B)	—	S							Automatic generator start	S	S						
Electric stepwell cover	S	S															

MODEL	38C	38D	38E	42A	42B	39E	39F	39G
<b>CHASSIS</b>								
Freightliner XC 360-HP Cummins ISC engine	X	X	X	X	X			
Freightliner XC 400-HP Cummins ISL engine						X	X	X
<b>WEIGHT RATING (LBS.)</b>								
Gross Vehicle (GVWR)	32,000	32,000	32,000	42,000	42,000	32,000	32,000	32,000
Gross Combined (GCWR)	42,000	42,000	42,000	52,000	52,000	42,000	42,000	42,000
<b>MEASUREMENTS</b>								
Wheel Base	242"	242"	242"	266"	266"	252"	262"	262"
Exterior Length (without ladder)	38'5"	38'5"	38'5"	42'6"	42'6"	39'5"	40'3"	40'3"
Exterior Height (with air conditioner)	12'9"	12'9"	12'9"	12'9"	12'9"	12'9"	12'9"	12'9"
Interior Height	84"	84"	84"	84"	84"	84"	84"	84"
Awning Size	19'	19'	19'	20'	14'	14'	20'	19'
<b>CAPACITIES</b>								
Fuel (gallons)	100	100	100	100	100	100	100	100
LPG (pounds)	130	130	130	130	130	130	130	130
Fresh Water (gallons)	90	90	90	90	90	90	90	90
Waste Water (gallons)	68	54	54	54	54	68	68	54
Gray Water (gallons)	70	63	63	70	70	70	70	70
Water Heater (gallons)	10	10	10	10	10	10	10	10
Furnace front/rear (BTUs)	40K/NA	40K/NA	30K/20K	30K/20K	30K/20K	40K/NA	30K/20K	30K/20K

**VEHICLE LOADING:** Every effort has been made to provide the greatest number of options for the recreation vehicle owner. Along with these choices comes the responsibility to manage the loads that are imposed by the choices so that they remain within the manufacturer's specified chassis weight limits. Do not overload the recreation vehicle.

**IMPORTANT:** Towing capacity may vary by chassis model, floorplan, options and loading of the vehicle. This may result in a towing capacity which is less than the maximum capacity of the hitch. Do not exceed the vehicle's Gross Combined Weight Rating (GCWR), or the hitch rating. A separate functioning brake system is required for any towed vehicle or trailer weighing more than 1,000 lbs. (450 KG) when fully loaded.

**WARNING:** This information is intended as a guide only. Weights of individual vehicles may vary. Consult your owner's manual and weight sticker affixed to each vehicle for complete loading, weighing, and towing instructions. Actual filled LP capacity is 80% of listing due to safety shut-off required on tank.

**WARRANTY:** This vehicle is provided with a one-year, 15,000-mile limited warranty and a five-year, 60,000-mile limited structural warranty. Chassis, component part and appliance manufacturers issue limited warranties covering those portions of the vehicle not covered by the limited warranties issued by Mandalay Luxury Division. To learn what portions of the vehicle are excluded from coverage under the limited warranties issued by Mandalay Luxury

Division, please contact your selling dealership or Mandalay Luxury Division directly, or review the warranty packet inside the vehicle.

**NOTE:** Product information, specifications, and photography in this brochure were as accurate as possible at time of printing. Photographs may contain some features that are optional on your vehicle. Since we continually strive to improve our products, actual products may differ. The manufacturer reserves the right, at any time, to make changes in product design, materials, component specifications and pricing, without notice. All capacities are approximate and dimensions are nominal. Some features or options may be different or unavailable in Canada.



and have the opportunity to participate in unique group tours and attend rallies all over the country. To learn more about the Mandalay Travel Club, visit our website.

[www.MANDALAYCOACH.com](http://www.MANDALAYCOACH.com)

### Presidio Owner Benefits

In addition to owning one of the finest Class A diesel motorhomes in the industry, we offer Presidio owners lots of extras. With the purchase of a new Presidio, you will receive two complimentary jackets and caps from Mandalay Luxury Division. Plus, you are eligible to become a member of Mandalay Travel Club. It is a great way to meet other Mandalay Luxury Division owners,

