


The All-New ISATA

1999

Sport Sedan



Spacious bedroom in Model C290 has a walkaround queen bed with 6 1/2" innerspring mattress, awning style crank-out windows, day-night shades, twin nightstands and generous underbed storage. Shown w/optional cherry cabinetry and Corian® counters.



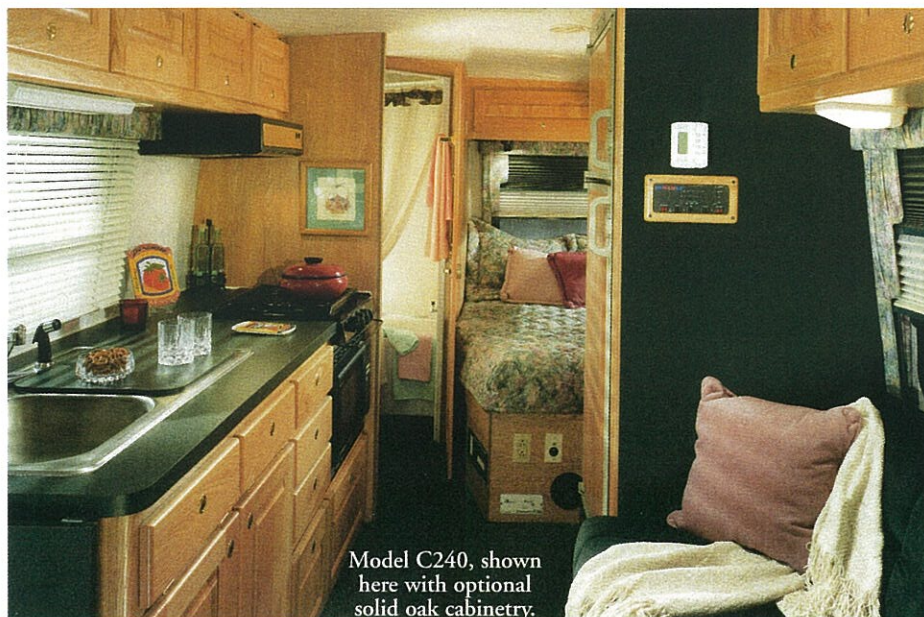
Destined To Lead A Class Of Its Own

As the world's premium quality downsize/upscale Class C motorhome, the ISATA Sport Sedan simply has no equal.

Full time, full-feature beds, bath, kitchen and living areas, without the gimmicks or compromises of many smaller motorhomes; without the intimidating bulk of big buses.



Above, this impressive kitchen layout, is found in the C290 and C292. Range, convection/microwave and exhaust hood are standard; solid cherry cabinets and Corian® countertops are optional.



Model C240, shown here with optional solid oak cabinetry.



The well-planned front cab preserves maximum headroom for easy access to the front seats; integrated entertainment center in a stylish, functional unit. Optional backup monitor, videotape player and multi-disc CD changer shown.

More steel, aluminum, welds and bolts, mean more strength, durability, and performance. Note how aluminum surrounds all through-wall openings; how steel surrounds the front passenger space.

Key Dimensions

Overall length: C240 & C242RB: 24 ft. 2 in.

C290, C292 & C292RB: 29 ft. 2 in.

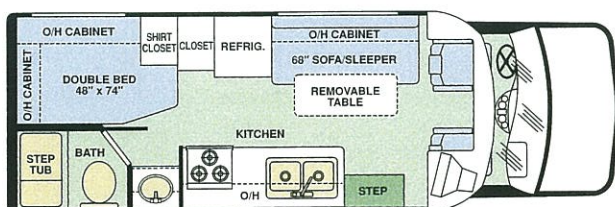
Interior headroom: 6 ft. 3 in. throughout

Exterior height: 9 ft. 6 in. (w/standard air)

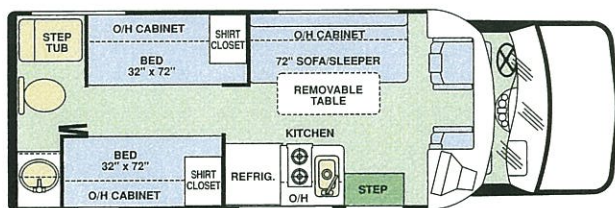
Exterior width: 7 ft. 6 in. (excludes mirrors)

Water tank capacities (gallons): Gray: 26 • Black: 32 • Fresh: 30

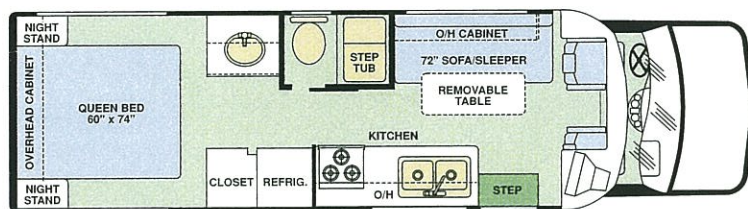
- 6-way power driver's seat
- Fan-Tastic vent in bath; reversible Fan-Tastic vent in Living Area
- 19" remote controlled color TV
- Inside rear view mirror with Prince digital compass, thermometer and map light
- Convection microwave oven
- Delta metal faucets
- European posi-lock cabinet latches
- Porcelain toilet
- 13,500 BTU ducted roof air conditioner
- Power entry step
- Seamless one-piece fiberglass subfloor
- Lighted grab handle
- Projector-style driving lights
- Tire valve extensions
- Extra-large flip up countertop
- Water heater w/electric ignitor
- Water pump switch in bath
- Winegard TV antenna w/booster
- Upgrade stereo with 4 speakers
- Lower panel accent paint
- Fold down step on front bumper
- Electronic ignition range
- Rear mudflaps
- Bilstein shocks
- Ride-Rite airbags on drive axle
- Powder-coated steel floor frame
- Fiberglass spare tire cover
- Premium entry door w/deadbolt lock
- Rosen aircraft-style visors
- U-shaped dinette available in place of sofa/table
- Many other quality and comfort features



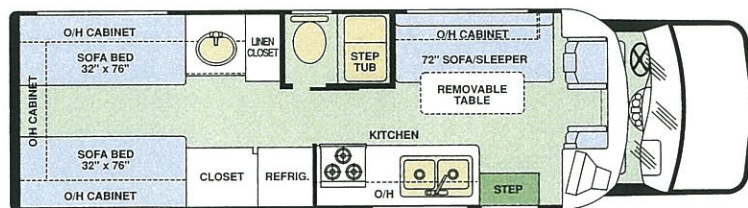
Model C240: Rear Bedroom, Corner Double Bed



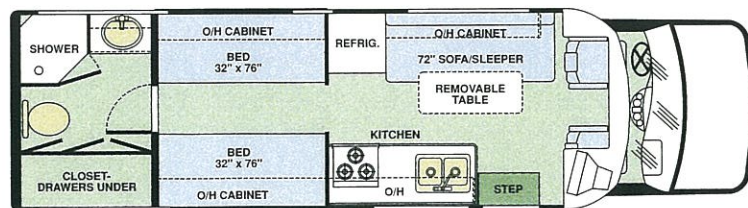
Model C242RB: Rear Bathroom, Twin Beds



Model C290: Rear Bedroom, Queen Walkaround Bed



Model C292: Rear Bedroom, Twin Beds



Model C292RB: Large Rear Bath, Twin Beds

Floor plans, features and specifications of the ISATA are subject to change without notice.



3733 Lexington Park Drive
Elkhart, IN 46514
Phone: 1-888-295-7859
www.dynamaxcorp.com
©1999