

*A Level Above the Rest...*



**ELKRIDGE**





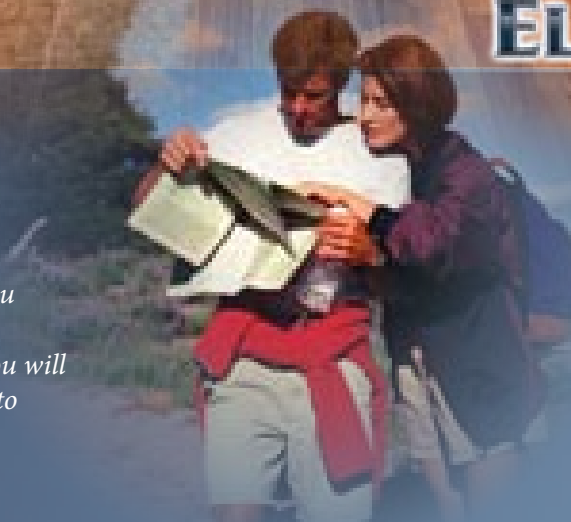
Model 35 QSQB

**ELKRIDGE**



## *Spacious interiors*

ElkRidge luxury 5th wheels, by Heartland, offer the ultimate in leisure living, providing style and grace. You will appreciate our Amish crafted cabinetry with rich countertops that provide a residential look and feel. You will find creative and imaginative attention to every detail to satisfy the most discerning customer.




## *Residential living and work spaces*

Choose ElkRidge for the sleek elegance of comfort featuring oversized recliners, a large work desk area (on select models), built in entertainment center with standard 32" LCD flat screen TV, full sound system with speakers in the living room, bedroom, and exterior, and enormous windows for a great view of your surroundings.

## High-end fifth wheel luxury

Heartland has listened to customers and responded with ElkRidge. You will find the charm of easy living combined with the luxury of sophisticated style. ElkRidge has everything you need. Providing unmatched storage and counter space, our models feature gigantic storage, deep stainless steel sinks, and so much more! Notice the “reverse-side-aisle” bathroom layout designed for ease and comfort.

## Hardwood cabinet doors and drawers



Be sure to check when shopping whether other brands have the typical, thin hardwood veneers over chipboard, - OR real Amish-crafted hardwood doors like ElkRidge.

## Hidden storage

Extra storage is provided with built in compartments inside each high-back dinette chair. ElkRidge offers many resourceful designs to accommodate functionality and livability.



Model 34 QSRL



Model 27 RLSS



## Style and Elegance

Your ElkRidge features an exciting new interior concept, the rich cherry décor only found in high end products. ElkRidge provides interior décor with a contemporary touch and a spacious feel. Notice the Amish-crafted hardwood cabinet doors and drawer fronts.

## Creative, functional Floorplan designs

ElkRidge has been designed and engineered for beauty, style, and usability. Our products are built with superior planning to maximize the use of living space. Consider the extra storage in this hallway which allows you extensive storage everywhere you turn.




## Steel Ball Bearing Drawer Guides


When it comes to smart designs, the ElkRidge leads the way with convenient and helpful concepts like our full extension steel ball bearing drawer guides. The extra strong drawer guides allow us to offer larger drawers which extend past the cabinet face for maximum use.




Model 35 QSQB



Butterscotch



Breeze



Slate

## Luxurious Decors

Choose from 4 interior decors with a sophisticated touch.

Olive




Model 35 DSRL

## *Unique Concepts*

To maximize the use of living space, ElkRidge offers unique loft design (35DSRL). Perfect for families, couples, our anyone interested in accommodating extra guests or additional storage areas.

## *Resourceful Designs*

ElkRidge offers creative and imaginative attention to the most functional use of floorspace, AND EVEN AN UPSTAIRS!!! ElkRidge is the answer to easy and fun living. Just up the stairs you can find more sleeping areas or extra storage, you decide.



Model 35 DSRL



Model 35 DSRL



## *Roomy slide-out Master Bedrooms*

ElkRidge luxury 5th wheels feature huge bed slides for maximum comfort and spaciousness. Notice the custom headboard, two windows for maximum ventilation, and even multiple shelves fore easy access while in bed. Under our roomy bed we offer lift struts which reveal even more storage. Take special note of the multi-directional reading lights located above the bed.

### *Exclusively Engineered & Built for HEARTLAND*

- 5 Year Warranty
- 12" tall mattress profile
- Fits standard sheet sets
- No Flip Design



## *Large, Usable Wardrobe and Dresser Space*

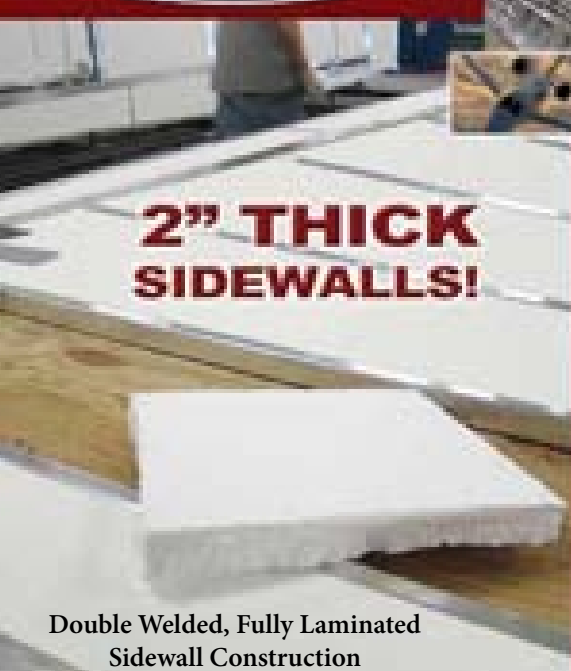


You'll love the ElkRidge's full-width front wardrobe with overhead shelf, a large nine-drawer dresser with lots of counter space, an overhead shelf with room for a flat screen TV and cable hook-ups and a nice sized window.





*Superior construction and design  
translate into a superior value!*



**2" THICK  
SIDEWALLS!**

Lightweight  
ALUMINUM



Just an 1/8" thick  
foam cup protects  
your hand from  
scalding hot coffee...  
imagine what nearly  
2" of block foam does  
for your Laminated  
Heartland Sidewall!

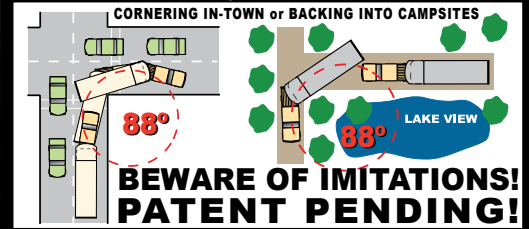
Double Welded, Fully Laminated  
Sidewall Construction

Perfect for Short-Bed,  
Extended-Cab Trucks  
No Slider Hitch Necessary



STUNNING FRONT CAP DESIGN

The fiberglass front cap for the ELKRIDGE is all new with sleek radiuses and design lines flowing through it. The Patented turning radius design is perfect for short-bed, extended-cab trucks!




**ZERO° TESTED!**

Heartland 5th wheel Construction has been subjected to rigid testing in the famous DOMETIC™ extreme temperature testing chamber where it passed with flying colors! The chamber is set to 0° to test the unit's heating efficiency, followed by being set at 100° to test it's cooling efficiency. With our thick 2" laminated walls; enclosed and heated underbelly; and insulated floor - the interior of the Heartland coach remained warm and comfy during the sub-freezing test and nice and cool during the heat test!





For more details, visit our web site:  
[www.HEARTLANDRVSS.com](http://www.HEARTLANDRVSS.com)



HIDE-A-BED  
**AIR-MATRESS**

Yet another ELKRIDGE smart design - the air-mattress hide-a-bed sofa offers the ultimate in comfort, as well as a deep drawer that is perfect for storing throw blankets and other items.



A) Upgraded antenna for better reception won't rust like the competition's cheaper metal antenna.  
 B) Elegant, molded slide out fascias. C) Spice rack in the kitchen area. D) Washer / Dryer prep (select models)  
 E) Front closet at entry (most models) hides system controls and switches, offers coat hooks and storage space.

Tucked away neatly you will find your slide room controls, awning light receptacle switch, water heater controls, and capacity information, all found near your entrance doors.



Large double bowl stainless steel sinks in all models with solid surface counters and matching sink covers.

TRUE RESIDENTIAL SOLID SURFACE Counter Tops increase the usability, beauty and value of our coaches. The advanced blend of natural materials and pure, acrylic polymer is formed over a strong plywood base, providing design versatility and long-term performance to our customers. Hanex™ is one of the toughest counter tops in the world that is both durable and RENEWABLE. RENEWABLE means it is the same consistency through and through and if scratched or chipped, can be easily repaired so that it looks like new!



You will find places to store everything, even the trash can!

All models feature the three burner cooktop with a traditional built in oven for baking and roasting. Built into the overhead is a microwave for fast and convenient reheating.



The optional fireplace offers ambiance and with the heat selector switch on can offer 5000btu of warmth.





The standard 32" HD LCD television comes with its own swing arm to give you the best view possible. Located nearby you will find your Jensen stereo featuring DVD player, multiple zone speaker controls and digital AM / FM tuner. Speakers are located in the living room, bedroom, and outside in your camping area.




Preserving our environment is very important to HEARTLAND. We strive to reduce, reuse and recycle in every facet of the corporation. We are reducing paper waste with new electronic processing, our vendor partners reuse packaging and crating for many components and we recycle all aluminum scrap, wood cutoffs, skids, wire, cardboard and plastic containers. Heartland is doing our part to preserve the environment so you and your children's children can enjoy RVing in all that our precious environment has to offer.



The standard HITCH COVER provides not only a great, clean look - but improved aerodynamics.



ElkRidge offers the diamond plated tool box for all your utility items.

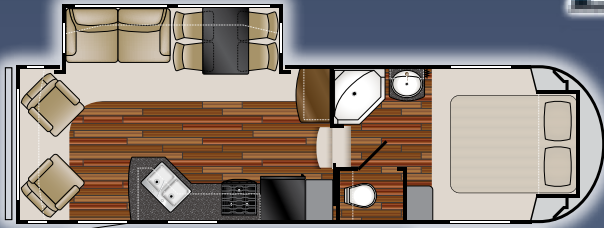


16" Aluminum wheels come standard on all ElkRidge models.

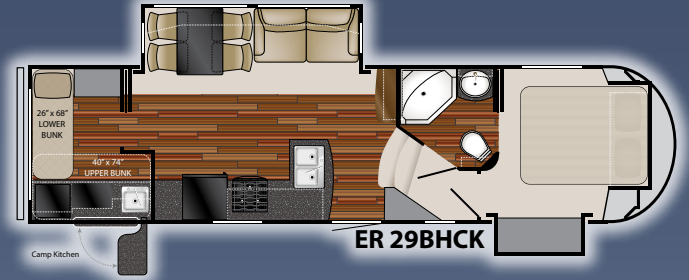


UNIVERSAL DOCKING CENTER  
Each ElkRidge features Heartland's famous UDC (Universal Docking Center) that contains all your coach's hookups, including the tank drain handles, black tank flush, outside shower with hot and cold controls, cable input, satellite input, fresh water connection, and city water connection. All can be tucked away neatly when closing the door and routing hoses and wires through the access.

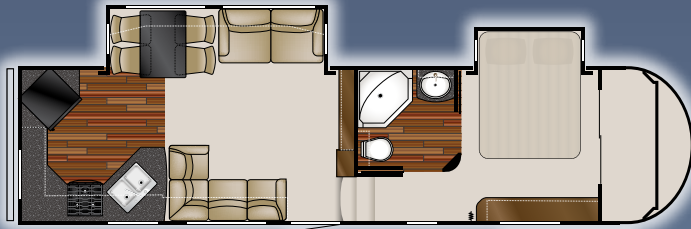
# ELKRIDGE



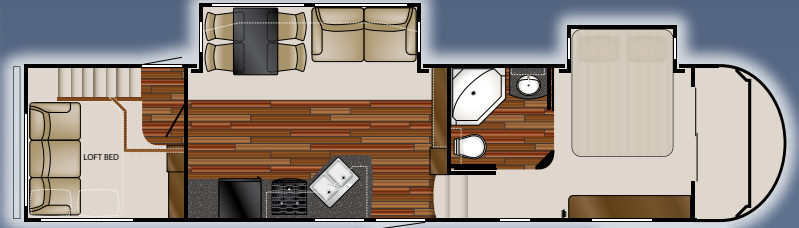
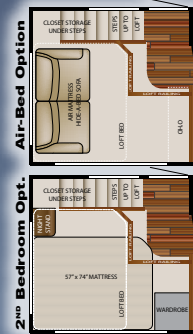
ER 27RLSS



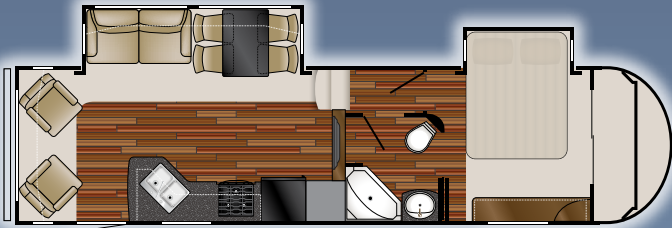
ER 29BHCK



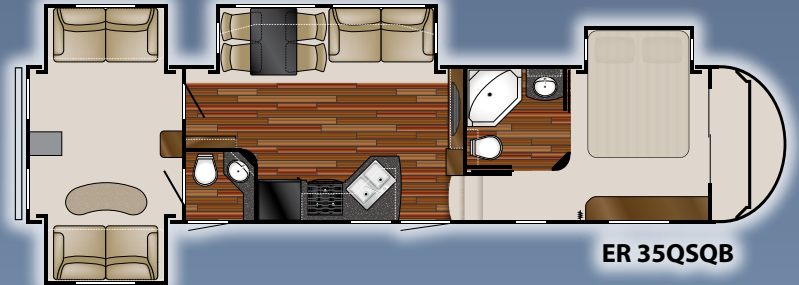
ER 29RQSA



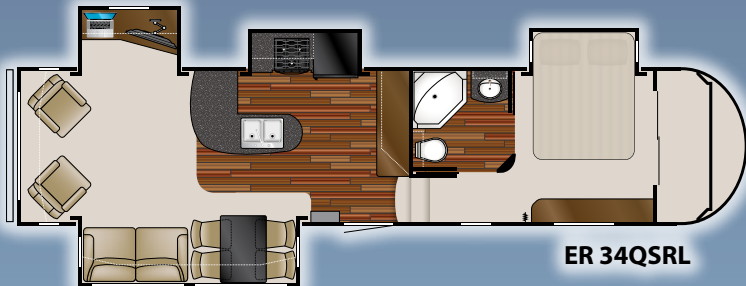
ER 35DSRL



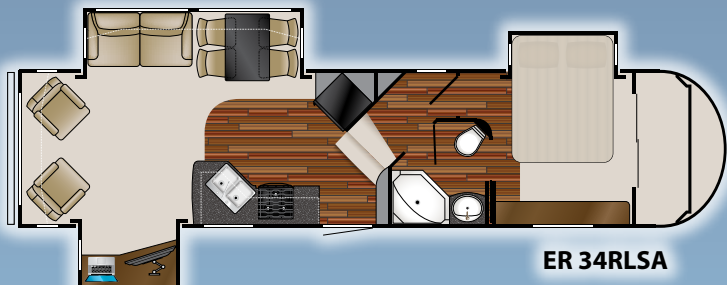
ER 29RLSB



ER 35QSQB



ER 34QSRL



ER 34RLSA

MODEL	27 RLSS	29 RQSA	29 RLSB	29 BHCK	34 QSRL	34 RLSA	35 DSRL	35 QSQB
GVWR	13,665 lb.	14,075 lb.	TBD	TBD	14,000 lb.	14,000 lb.	14,315 lb.	14,000 lb.
Dry Weight	8,432 lb.	9,664 lb.	TBD	TBD	11,070 lb.	10,400 lb.	10,714 lb.	11,945 lb.
Hitch Weight	1,665 lb.	2,075 lb.	TBD	TBD	2,350 lb.	2,035 lb.	2,315 lb.	2,105 lb.
Length	29' - 11"	34' - 3"	32' - 6"	33' - 6"	37' - 1"	37' - 0"	38' - 8"	38' - 8"
Ext Height	12' - 9"	12' - 9"	12' - 9"	12' - 9"	12' - 9"	12' - 9"	12' - 11"	12' - 9"
Axles	(2) x 6,000	(2) x 6,000	(2) x 6,000	(2) x 6,000	(2) x 6,000	(2) x 6,000	(2) x 6,000	(2) x 7,000
Fresh Tank	57 gal.	57 gal.	57 gal.	57 gal.	57 gal.	57 gal.	57 gal.	57 gal.
Gray Tank	80 gal.	80 gal.	80 gal.	80 gal.	80 gal.	80 gal.	80 gal.	80 gal.
Black Tank	40 gal.	40 gal.	40 gal.	40 gal.	40 gal.	40 gal.	40 gal.	(2) 40 gal.
Furnace BTUs	35,000	35,000	35,000	35,000	35,000	35,000	35,000	35,000
AC BTUs	15,000	15,000	15,000	15,000	15,000	15,000	15,000	15,000
LP Capacity	2 x 30 lb.	2 x 30 lb.	2 x 30 lb.	2 x 30 lb.	2 x 30 lb.	2 x 30 lb.	2 x 30 lb.	2 x 30 lb.
Water Heater	10 gal.	10 gal.	10 gal.	10 gal.	10 gal.	10 gal.	10 gal.	10 gal.
Awning Length	20'	20'	20'	16'	16'	20'	20'	20'

Note: Overall Length defined as tow point (Ball coupler for travel trailers / King pin for 5th wheel trailers) to rear bumper. It does not include the rear ladder. Add 9" w/ Extended Pin Box

## **Standard equipment:**

### **Pinnacle Travel Features**

- Patent Pending 88 Degree Turning Radius Front Cap
- Equa-Flex Suspension from Trail Air
- Aluminum 16" Rims
- UDC Convenience Center
- Rear Ladder
- Oversize External Cargo Doors
- Enormous External Storage Areas
- Twin 30# LP Bottles
- Black Tank Flush
- Large Entry Assist Grab Handle
- Porch Light
- External Awning Light Outlet
- Doorside Cable / TV Jack w/Outlet
- Black Rimmed 80% Tinted Safety Glass Windows
- Upgraded Exterior Graphics
- Spare Tire and Carrier
- Hitch Light
- Power Front Jacks
- Rear Jacks
- Extended Hitch Pin
- Hitch Cover
- Diamond Plate Tool Box

### **Entertain in Style Features**

- 32" HD LCD TV
- DVD Player, FM/AM/CD Player, USB
- Living Room Speakers
- Bedroom Speakers / Outside Speakers
- Exterior TV / Cable Jack
- Desk (select models)

### **Comfort Living Features**

- Washer / Dryer Prep (Select Models)
- Prep for 2nd Air
- Cherry Interior
- Stainless Steel Hardware
- Ceiling Fan (Select Models)
- Full Extension Roller Bearing Drawer Glides
- Night Shades
- Porcelain Commode w/Foot Flush
- Free Standing Dinette w/4 Chairs
- Oversize Coat Closet w/ Concealed Slide Controls
- Light Switch at Main Entrance
- Large, Deep Pantries
- Glass Shower Surround
- 2 Ultra-Leather Recliner Gliders (Select Models)
- 12V Recessed Lighting
- 15,000 BTU Ducted Air Conditioner

### **Biggest Storage in it's Class:**

- Slam Storage Compartment Doors
- Aluminum Framed Storage
- 110V Outlet & Cable TV Plug
- 12V Trunk Lights
- Unobstructed, Clean Pass-Through Storage Area

### **Bedroom**

- Bedroom Slideout w/Underbed Storage
- Two Windows in Slide for Better Air Flow
- Large Dresser w/Large Drawers
- 6'-4" Bedroom Ceiling Height
- Reading Lights Over Bed

### **Wall Construction**

- Laminated Fiberglass Sidewalls
- Double-Welded Aircraft Quality Aluminum Structure
- Double Layered Six layer Sidewall

### **Exterior Features**

- Dark Tinted Safety Glass Windows with UV Inhibitor
- Exterior Speakers
- Jensen™ 12V Sound System
- 2 Molded Security Lights
- Light at Entry Step w/ Switch at Floor

### **Roof Construction**

- 5" Attic Trusses for Extra Strength
- Walkable 3/8" Roof Decking Glued and Screwed in Place
- Seamless EPDM Rubber Roof
- R-14 Formaldehyde Free Insulation
- Moisture Ventilation Caps

### **Frame & Landing gear**

- Strong 10" I-Beam Frame 12" on Model 35QSQB
- Front Electric Landing Jacks
- Spring Loaded Snap Pins
- Heavy Duty Rear Stabilizer Jacks

### **Tire / Axles / Suspension**

- Heavy-Duty E-Rated 16" Tires
- Trail-Air™ Equa-Flex Suspension
- 6,000 lb. Axles
- 2 x 12" Brakes
- ABS Fender Skirts

### **Underbelly**

- Seamless Corrugated Underbelly Material
- Heated and Enclosed Underbelly
- Heated and Insulated Holding Tanks & Gate Valves
- Flexfoil Insulation (R-14)

### **Plumbing**

- Color-Coded Plumb-PLEX™ Water Lines w/10/25 Year Warranty
- Low Point Drains

### **Power**

- 65 AMP/12V DC Power Converter
- 50 Amp Detachable Marine Cord
- Battery Box
- 110V Exterior Electrical Receptacles

### **Heating**

- Seamless In-Floor Heat Duct
- 35,000 BTU Furnace
- Heated Bathroom

### **Cooling**

- 15,000 BTU Air Conditioner
- Air Conditioned Bathroom
- Second A/C Prep in Bedroom

### **Main Slide Room**

- 6'-5" Ceiling Height
- Double Squeegee Seals w/One-Piece Weather-proof Floor Pan.
- 12V Lights w/Wall Switches
- Cabinets Above Sofa
- Electric 12V Slide Switch

### **Living Room**

- Decorative Glass Inserts in Overheads
- 110V Ceiling Fan with Light Kit
- Decorative Border Tape & S/O Fascias
- Night Shades Throughout

### **For Your Protection & Safety**

- Smoke Detectors on Ceiling
- Fire Extinguisher by Entry Door
- LP Gas & CO2 Detectors inside Unit
- Exterior Security Flood Lights
- Break Away Switch
- Deadbolt Lock on Entrance Door
- 120V GFI Protected Outlets
- Fire Escape Windows
- All Safety Glass Windows
- 12V Hitch Light

### **Kitchen**

- 8 Cu.Ft Dometic™ Refrigerator
- Room for Large Trash Can (most models)
- Residential Sized Cabinets
- Residential Size Stainless Steel Sink
- Deep Residential Size Drawers

### **Bath Area**

- 6'-4" Bath/Bed Ceiling Height Throughout
- Large Medicine Cabinet
- Vanity Light Bar and Wall Mirrors
- Power Roof Ventilation
- Dual 12V Lights with Soft Lighting Lenses
- Porcelain Commode w/Foot Flush
- Storage Shelf
- Heat Duct AND Air Conditioning Duct
- 110V Outlet for Night Light



### **Optional equipment:**

#### **EXTERIOR OPTIONS**

- Electric Awning
- Electric Rear Stabilizer Jacks
- ToyLok

#### **INTERIOR UPGRADES**

- Oak Cabinets IPO Cherry
- Booth Dinette IPO Free Standing
- Recliners IPO Sofa in Model 29RKSA
- Three Rear Configuration 35DSRL
- Six Panel Refrigerator Door

#### **HEATING & COOLING UPGRADES**

- Electric Fireplace (Select models)
- 2nd A/C (Wire and Prep Std)
- Dual Pane Windows



Heartland Recreational Vehicles  
 1001 All-Pro Drive • Elkhart, IN 46514 • 574-262-5992

**Community. Convenience. Close-to-home.**

Where you purchase your recreational vehicle is ultimately your decision but Heartland urges you to consider buying at your local dealer. Dealers are part of your community, providing jobs and contributing to your local economy. These dealers are under obligation to provide warranty service for products they sell, but are not legally required to service products purchased from other dealers. At some point, you may need to return to the dealer you buy from - why not stay close to home? After all, home is where your Heartland is!

**BENEFITS OF PURCHASING YOUR RV LOCALLY:**

- You enjoy valuable relationship building with Dealer Representatives, close to your home, who will explain the features and benefits of the product.
- You receive a full product orientation prior to delivery, which includes hands-on directions for many of the coach's systems and functions. You are also introduced to the Dealership's Service/Parts/Warranty personnel who are at the ready to help you with any issues you may encounter, now and in the future.
- You enjoy customer PRIORITY. Dealerships generally service their purchasing customers first - others may experience long delays and miss opportunities to use their RV. What is it worth for you to have a dealership's full attention and motivation to satisfy you when you need service - in a timely manner?
- Valuable TAX dollars and jobs stay in YOUR community which pays for your roads, schools, police and fire departments.

**DON'T UNDERESTIMATE CUSTOMER SERVICE AND PERSONAL CARE!**

For Canadian Residents: If you purchase an RV out-of-country, there are additional fees, taxes and inspections that must be met before bringing your product home. Your local Canadian dealers are experts in these provisions.

Your Authorized Heartland Dealer:

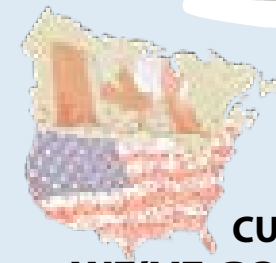
**www.HEARTLANDRVs.com**



**Experience:**  
 Product Walk-Through Videos  
 Side By Side Comparisons  
 Feature Videos • Photo Galleries  
 Virtual 360° Tours  
 Detailed Floor Plans  
 News • Testimonials  
 Customer Service  
 Service Locator  
 Owners Club • More  
 at our Informative Web Site



# ELK RIDGE



**Call Direct,  
 Fast Results!  
 800# LABEL  
 IN EVERY HEARTLAND**

**HEARTLAND  
 CUSTOMER SERVICE  
 WE'VE GOT YOUR BACK!**

We provide a convenient sticker in each coach listing the warranty phone numbers of our most common vendor partners so that if you choose to, you may work directly with them to more quickly resolve issues or obtain replacement items.

Over 40 men and women located in a dedicated facility servicing our customers every day. With a dealer network of over 400 locations across the U.S. and Canada, you're never far from an authorized Heartland dealer.

**VENDOR DIRECT 800#**  
**CALL DIRECT FOR DIRECT RESULTS!**  
**TOLL FREE & WARRANTY PHONE NUMBERS:**

LIPPERT	1-888-624-7521	SUBURBAN	1-432-775-2121
DEXTER AXLE	1-674-295-7888	SWAN	1-888-228-7626
DOMETIC	1-800-544-4881	S & S	1-674-258-7038
MORCO	1-800-347-2332	FLAIR	1-674-634-2163
SHURFLOW	1-800-854-3218	SEATTECH	1-888-634-7821
THEYFORD	1-800-543-1219	OMAX	1-800-688-6626
KB	1-800-326-7161	DIMPLEX	1-800-688-6662
TRENT TIME	1-888-442-8867	HAER	1-877-461-4788
A.S.A.	1-800-689-3135	CAREFREE	1-800-622-3226
PROGRESSIVE	1-268-791-4241	DEKA	1-800-438-6884
CHENG	1-877-294-8987	WHIRLPOOL/ MAYTAG	1-800-645-9088 Prompt 6
ATWOOD	1-888-889-3119	NORCOLD	1-800-543-1219

Product information is as accurate as possible as of the date of publication of this brochure. Due to Heartland's commitment to continuous product improvement - floorplans, materials, components, features, specifications, options, etc. are subject to change without notice or obligation to Heartland Recreational Vehicles. Product information and specifications apply to coaches beginning with serial number 212111

**Tow Vehicle Caution:** Owners of Heartland recreational vehicles are solely responsible for the selection and proper use of tow vehicles. All customers should consult with a motor vehicle manufacturer or their dealer concerning the purchase and use of suitable tow vehicles for Heartland products. Heartland disclaims any liability or damages suffered as a result of the selection, operation, use or misuse of a tow vehicle. Heartland's limited warranty does not cover damage to the recreational vehicle or the tow vehicle as a result of the selection of the tow vehicle.