

Truck Camper *Buyer's Guide*

New Lance 2001 Features,
Floorplans and Option Packages



the SUV of RVs!

Lance

America's Favorite Truck Camper

The Original SUV

For more than 36 years, Lance has designed
original SUV of RVs®...real campers



Lance Campers are available with either the standard aluminum exterior, or the pictured Filon fiberglass exterior (as part of the optional Exterior Package).

from Lance


and built the
for unreal adventures.



The "go anywhere" theme of Lance, the SUV of RVs®, has never been as evident as it is with the introduction of our 2001 models. The response to the Lance experience continues to affirm the quality we build into every camper we make. In fact, we asked Harris Interactive, home of the famous Harris Polls, to tell us how Lance camper owners who live in Alaska feel about our campers. Surely, Alaska is the ultimate test of durability and performance. The response was overwhelmingly positive. In the words of Harris Interactive, "Almost all respondents are confident in using their Lance Campers in any Alaska situation," and "Given the opportunity, an overwhelming majority of respondents say they would purchase their Lance Camper again." Considering the extensive results of this survey, Alaska Magazine awarded Lance Campers the well-deserved "Alaska Tested Tough" designation.


From our newly-designed Lance Slideout models to our most modest Lance Lite, you will sense the Lance quality. For anywhere you want to go, for anything you want to do, there is a Lance model to fit your needs. For 2001, you may choose any one of 15 models with a wide variety of options. No doubt, a Lance truck camper is simply the most versatile, easiest-to-manage, most cost-effective RV available. And Lance is the first choice in truck campers.

Your Lance experience can start by turning the pages of this comprehensive Buyer's Guide. In it, you will find everything you need to inspire you to visit a Lance dealer, and see for yourself why Lance is "America's Favorite Truck Camper", and now recognized as the only camper "Alaska Tested Tough."



Lance Slideout:

Our newest line of campers give
space and comfort, wit



*The Lance Slide-out gives you more window area, more space,
more storage and more amenities than you'll find in any other truck camper.*

The Ultimate SUV

you something extra in
design features beyond compare.

*Push-button electric Slideout
sets up in less than ten seconds*





The Lance Slideout adds the one thing every truck camper lacks... abundant floor space. Another benefit is an arrangement that allows four people to sit in a fashionable booth style dinette for eating, games or just lounging around.

Here's what makes the Lance Slideout unique. Instead of raising the floor, we just raised the slide compartment. The benefits are numerous—less weight, lower roll center, lower overall height, much easier camper entry, standard height counters and time-proven construction.

We have retained great bathrooms and outside storage. We have also extended our superior aluminum roof to cover the slide...reliable technology now with a new dimension.

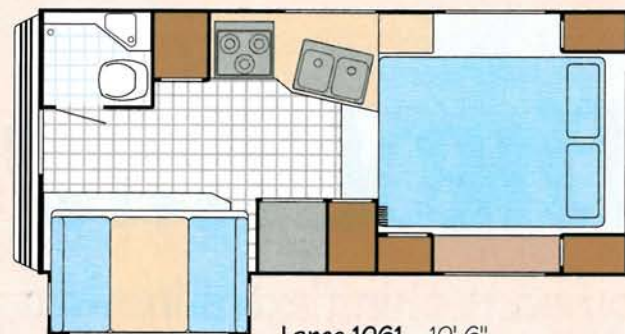
*Treasured inside and outside storage space is another
added amenity with the luxurious new Lance Slideout models.*





Lance 961 – 9' 6"

This is the most compact Slideout model. The short overhang makes it an ideal model when towing large loads.

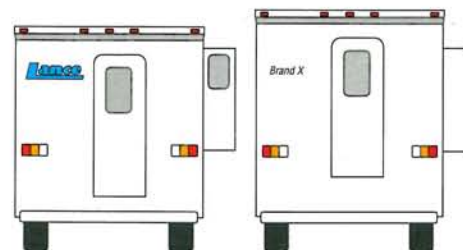


Lance 1061 – 10' 6"

This is a popular floor plan, now with additional floor and dining space. Outside storage is a big benefit on all slideout models.



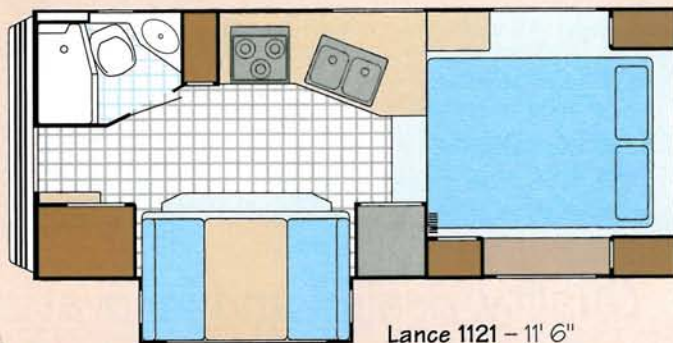
Lance builds our Slideout Campers without a raised floor! Lower overall height and less weight provides better performance and handling, with less wind resistance and a lower roll center.



Experience our new informal dining room. Large enough for four adults to enjoy the panoramic view, dining, games or just conversation.

Lance Slideouts, with their lower overall height, offer less wind resistance and better performance and handling. With push-button control, the slide can be in position in about 10 seconds. And the three windows offer a panoramic view. There are three unique models, filled with features and conveniences, including our 1121 with its spacious dry bath.





Lance 1121 - 11' 6"

This is our largest, full-featured slideout model. It boasts a spectacular dry bath for comfort and convenience.

Specifications

| Lance Slideout | 961 | 1061 | 1121 |
|-------------------------|-------|-------|-------|
| FLOOR LENGTH | 9'6" | 10'6" | 11'6" |
| WIDTH | 93" | 93" | 93" |
| HEIGHT (INTERIOR) | 6'9" | 6'9" | 6'9" |
| FRESH TANK (GAL) | 33 | 33 | 40 |
| GRAY TANK (GAL) | 15 | 21 | 25 |
| BLACK TANK (GAL) | 14 | 14 | 24 |
| LPG TANK (#/GAL) | 2/5 | 2/5 | 2/7 |
| REFRIGERATOR (CU FT) | 5 | 6 | 6 |
| FURNACE (BTU) | 18 m | 20 m | 20 m |
| EXTENDED CABOVER | | | |
| DRY WEIGHT (LBS)* | 2766 | 2860 | 2980 |
| LENGTH (OVERALL) | 17'6" | 18'6" | 19'6" |
| CENTER OF GRAVITY | 60" | 55" | 51" |

Note—All weights, dimensions and capacities are approximate values. *Dry weights are based on standard model features and do not include options or equipment packages.

Specifications are subject to change without notice.

Lance Slideout Standard Features & Options

EXTERIOR

| | |
|---|---|
| Exterior Package (see page 22) | S |
| Color Coordinated Graphics to Match Most Trucks (5 choices) | S |
| Ball Screw Camper Jacks | S |
| Electric Jacks/Wireless Remote Control | O |
| Swing Out Jack Brackets for Dual Rear Wheel Trucks | O |
| Aluminum Rear Bumper with Folding Step | S |
| Slide-Out Bumper Storage Tray | S |
| Radius Torque Dark Tinted Windows | S |
| Storm Windows | O |
| Front Cabover Safety Glass Window | S |
| Large Sliding Pass-Through Window | S |
| Awning, Rear Door | O |
| Awning, Rollout, Side* | O |
| Slideout Cover** | O |
| Front Truck Bed Bumpers (with spacer for HD Fords) | S |
| Exterior Wash Station with Shutoff Valves | S |
| Roof Rack and Ladder | S |
| Common Keyed Exterior Compartment Doors | S |
| Three Member Tail Lights | S |
| Radius Cornered, Insulated Storage Compartment Doors | S |
| License Plate Holder/Light | S |
| Radius Entry Door | S |

CONSTRUCTION/INSULATION

| | |
|--|---|
| All Weather Package (see page 22) | O |
| One-Piece White Aluminum Roof, 12 Year Warranty | S |
| Solid Metal Corner Moldings | S |
| Double Sealant Process Throughout | S |
| Corrosion Resistant LPG and Battery Compartments | S |
| Metal Reinforced Corners for Jack Mounting | S |
| Front Jack Brackets Bolted to Steel | S |
| Steel Reinforced Tie Down Brackets | S |
| Laminated, Insulated Floor/Lower Body, Cabover Bed | S |
| Laminated, Insulated Reinforced Roof | S |
| Fiberglass Insulated Walls (R-7) | S |
| 2 Year Limited Warranty | S |

INTERIOR/DECOR

| | |
|---|---|
| Decor Package (see page 22) | O |
| Raised Panel Overhead Cabinet Doors | S |
| Fingertip Positive Catch Cabinet Hardware | S |
| Lined Cabinet Door Openings | S |
| All Wooden Drawers, Metal Guides | S |
| Aromatic Cedar in Wardrobe | S |
| Built-In Full Length Mirror | S |
| TV Viewable from Dinette/Cabover Bed | S |
| Cabover Access Steps | S |
| Upholstered Valances and Lambrequins | S |
| Mini-Blinds in Dinette/Galley | S |
| Pull Shades on Cabover Windows | S |
| Vinyl Floor Covering | S |
| Removable Carpet Kit | O |
| Air Conditioner/13,500 BTU Brisk Air® | O |
| Air Conditioner/13,500 BTU Penguin® with Wall Thermostat and Heat Strip | O |
| AM/FM CD Player w/4 Speakers | O |
| Stereo Ready | O |
| Fantastic Vent | O |
| TV Antenna w/12v Amplified Outlet | O |
| Satellite Dish w/TV Antenna/Amplifier | O |

GALLEY, APPLIANCES & EQUIPMENT

| | |
|---|---|
| Convenience Package (see page 22) | O |
| Large 3-Way Dometic® Refrigerator | S |
| 3-Burner High Output Range w/igniter | S |
| Sealed Burner Range with Oven | O |
| Folding Range Cover | S |
| Rollout Storage Drawer Under Range Top | S |
| Range Hood with Light/Fan and Systems Monitor | S |
| 1.0 Cu. Ft. Microwave Oven | S |
| Laminate Counter Tops with Oak Trim | S |
| Removable Counter (961, 1061) | S |
| Double Sink, White | S |
| Sink Cover | S |
| Silverware Organizer | S |
| Slide-Out Pantry | S |
| Dual Propane Tanks with Gauges | S |
| Automatic Changeover LPG Regulator | S |
| Forced Air Furnace w/Auto Ignition | S |
| Convenience Package (see page 22) | O |

FRESH AND WASTE WATER SYSTEMS

| | |
|--|---|
| Large Insulated Fresh Water Tank | S |
| Locking Water Tank Fill Door | S |
| City Water Hook-Up | S |
| Shurflo® Water Pump with In-Line Filter | S |
| 6 Gallon Auto Relight Hot Water Heater | S |
| Fully Automatic Hot Water Heater | O |
| Low Point Fresh Water Line Drains with Valves | S |
| Large Sink/Shower and Toilet Holding Tanks | S |
| Single Termination Point for Waste Tanks | S |
| Sewer Hose with Adaptor in Storage Compartment | S |
| Fresh/Waste Water Tank Level Indicators | S |

BATHROOM

| | |
|--|---|
| Separate Toilet, Shower Areas (1121) | S |
| Full Height Fiberglass Shower Stall | S |
| Fresh Water Flush Toilet | S |
| Raised Toilet Base for Accommodating Seat Height | S |
| Lavatory Sink with Faucet | S |
| Large Mirrored Medicine Cabinet | S |
| Full Length Door-Mounted Towel Rack | S |
| Exhaust Vent with Fan | S |
| Ducted Heat Outlet | S |
| NEW! Skylight Over Shower | S |

DINETTE/SLEEPING ACCOMMODATIONS

| | |
|--|---|
| Large 4-Person Dinette with Reversible Cushions | S |
| Carpeted Dinette Step/Storage Area with Hinged Lid | S |
| Dinette Converts into Bed | S |
| Queen-Size Cabover Bed with Fabric Platform Liner | S |
| Queen Size Innerspring Mattress | O |
| Twin Innerspring Beds in Extended Cabover | O |
| Designer Mattress Cover | S |
| Bedroom Reading Lights | S |
| Bedroom Privacy Curtain | S |
| Ducted Heat Outlet Bath/Cabover | S |

ELECTRICAL

| | |
|--|---|
| 110v/12v Solid State 45 amp Power Converter | S |
| Battery Charger | S |
| Battery Condition Indicator | S |
| Battery Separator† | O |
| Locking Corrosion Resistant Battery Compartment with Sliding Tray (fits Group 31 battery) | S |
| Generator Ready (1061, 1121) | O |
| Generator — Generac 3.4 LPG (1061, 1121) | O |
| Solar Panel — 50 Watts, 12v | O |
| Solar Panel Wiring | O |
| Fluorescent Light | S |
| 30 amp Service Cord/Locking Compartment | S |
| 110v Convenience Outlets | S |
| 110v G.F.I.-Protected Patio Outlet | S |
| Pre-Wired for: Roof Air Conditioner, Combination Thermostat, Fantastic Vent/Cooler, Electric Jacks, TV Antenna/Satellite Dish, Stereo and 4 Speakers | S |
| Cable TV Ready | S |

SAFETY

| | |
|----------------------------------|---|
| LPG Gas Detector | S |
| Carbon Monoxide Detector | S |
| Smoke Detector | S |
| Recess Mounted Fire Extinguisher | S |
| Cabover Skylight/Escape Hatch | S |
| Keyed Deadbolt Entry Lock | S |
| Porch Light/Assist Handle | S |
| Locking Wheel Well Access Doors | S |
| Saf-T-Vue® Rear View Window | S |
| Bolt Through Tie Down Brackets | S |
| Back-Up Lights | S |
| Safety Glass Windows | S |
| G.F.I. 110v Receptacles | S |

*not available with Slideout Cover

**not available with Rollout Awning

†included in Convenience Package

Ford heavy-duty trucks require bed liner or heavy-duty bed mat to insure proper clearances. Note—All weights, dimensions and capacities are approximate values. Specifications are subject to change without notice.

Lance. The Vers

Quality, design and innovation...
just a few of the reasons wh



Loading and unloading the camper is as simple as pushing a button with the optional wireless remote-controlled electric jack system. Jacks operate individually or together.

Now, enjoy the year 'round pleasure of going anywhere, anytime. Maybe take the neighbor's kids on their first campout. They will forever remember. Surprise your cousin Alice and show up for the weekend, with your own living quarters. Go to Disneyland without expensive reservations. It's never ending...the many ways a Lance can make your life more pleasurable.

And when the journey ends, in less time than it takes to wash the bugs off, your truck is ready to do the transportation chores of everyday life. And your Lance is ready for your next excursion.



Optional crankout side awning can now be complemented with an optional Lance exclusive Family Room for extra living area or an outdoor bug-free gathering place. It is easy to assemble and comes complete with floor and privacy panels. The Family Room can be used with camper either on or off the truck.



atile SUV

Lance is Number One.



Need a break from shopping? Try a cold drink or lunch in the comfort of a Lance...downtown.



The Lance 1140 floorplan has it all... an "L" shaped galley with a flip-up counter, a vanity area, two locations to watch TV, a pull-out pantry, plus a dry bath.





The high tech monitor panel is placed at eye level for ease-of-use.

This special pull-out pantry allows easy access to your groceries. It's included in most Lance models where space permits.

This Lance 1030 dry bath gives you the convenience of dressing in a dry area after showering. A large skylight adds more headroom and natural daylight.



Step inside and you'll see one unbelievable feature after feature. Workmanship that's absolutely impeccable. Could this really be a truck camper? A spacious refrigerator, a deluxe microwave, a beautiful range with hood and monitor panel, and a double sink. Raised panel hardwood cabinet doors with positive catch latches that stay closed and operate easily. Note the marvelous counter, a pull-out pantry and all the storage compartments.

Parking a Lance is a breeze, just find a spot and pull right in.





Handy shelf provides that extra needed counter space when preparing or serving meals in **Lance 1140**.

Roll-out storage drawer (part of the Convenience Package) is a great space-maker. Available on all **Lance and Lance Slideout** models, except **Lance 920**.



This spacious dry bath is in all 11' Lance models. It includes ducted heat, medicine cabinet and lots of elbow room.

That's a real queen bed (60" x 80") and convenient cabover steps to get there. And there are blinds and lights everywhere.

A convenient wall thermostat controls the large forced air furnace. Warm air flows to the cabover bed and the bathroom through hidden ducts. With the optional All Weather Package, you not only get a front cabover storm window and an insulated hatch cover, you even get ducted heat to the enclosed holding tanks, and much more.





The **Lance 1030** has a spacious food counter, extended cabover queen-size bed, pull-out pantry, U-shaped dinette and plenty of kitchen storage. You can feel the openness.



When the weekend rolls around, hook up the boat and head for the lake. Oh yes, with a Reese Titan Class V hitch and extension, you can tow while carrying a longer camper. Now, unload your Lance effortlessly in your spot with your optional wireless remote-controlled electric jacks, then go launch your boat. By now you get the picture...a Lance can do it all.



*The **Lance 920** creates the feel of an 11' camper in only 9'6". The large view window over the forward dining/sofa bed makes it truly unique. The large bath and wardrobe add to this compact unit's comforts.*






Check out the extra cabinet/closet space conveniently located right in the cabover bed area.



Towing your toys is a breeze with a Lance.

Optional child restraint and bunk pads for the overhead bunk are original Lance innovations, ideal for securing small children while sleeping. It also doubles as a storage cargo restraint while traveling. Available on all models with a folding bunk.



The extra large 6' 3" dinette is in the Lance 1010, 1130, and 1140. Eating area has extensions for added seating. Easily converts into a large bed. The table, which slides to various positions, is securely mounted above the foot platform.





*This spacious, full-height bath featured in our **Lance 820, 1010, and Lance Slideout 961** provides ample leg room, ducted heat and exhaust fan/vent. A new added skylight provides extra head room.*



The versatility is never ending. Ten models, each with a different floor plan and a wide variety of options, insure that you can have a Lance to meet your needs and match your truck. Nobody knows more about building and enjoying truck campers than Lance. For more than 36 years, Lance has been leading the way, creating trouble-free, feature-packed slide-in truck campers we lovingly call "the SUV of RVs®."





Twin beds in the cabover area are optional on all Lance and Lance Slideout models. The comfortable innerspring mattresses with bed covers are separated by a night stand. Additional storage is provided by overhead cabinets.



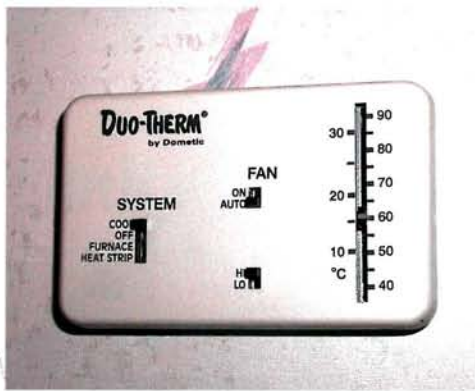
Our Lance 810 has a built-in TV cabinet, removable counter and deluxe microwave. Split holding tank system with separate black and gray water holding tanks is unique in eight foot campers, and a Lance exclusive.



The optional wireless remote control electric jack system provides easy and convenient loading and unloading of the camper. Self-contained Lance campers function independent of the truck.



This Lance innovative extended cabover design is shown with optional Décor Package. It includes deluxe valances, pleated shades, indirect lighting and bi-fold privacy curtain. The quality Serta queen mattress assures a comfortable night's sleep. The wardrobe drawers and shelving complete this master suite.




New optional integrated thermostat controls both heating and air conditioning in one unit.



Add extra warmth and comfort with the optional removable carpet kit.



New and exclusive slide-out battery tray on Lance and Lance Slideout models makes service easy and convenient for batteries as large as group 31.

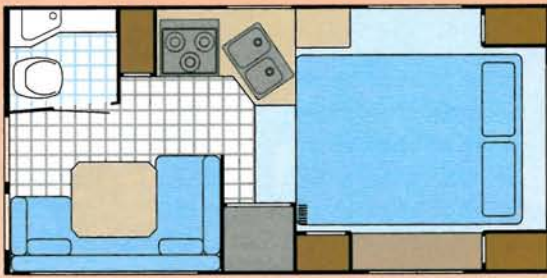


Another Lance exclusive is this aluminum rear bumper. The rear jack brackets are welded to the bumper for greater stability and strength. Two-position fold-up step is plated on both sides for safety.



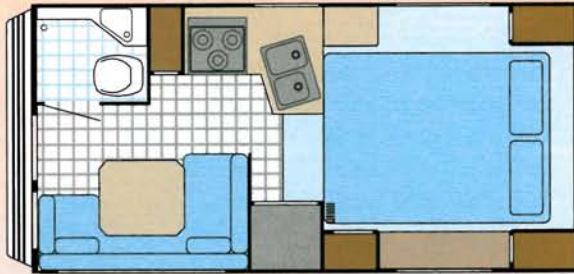
Lance's exclusive white one-piece aluminum roof (with 12-year warranty) is a major breakthrough with significant advantages over rubber and other roofing materials. No streaks, no leaks, clean and super tough. The baked-on white enamel finish also keeps the camper cooler in summer (shown with skylight, optional solar panel, satellite dish/TV antenna, air conditioning Fantastic Vent, and rear awning).





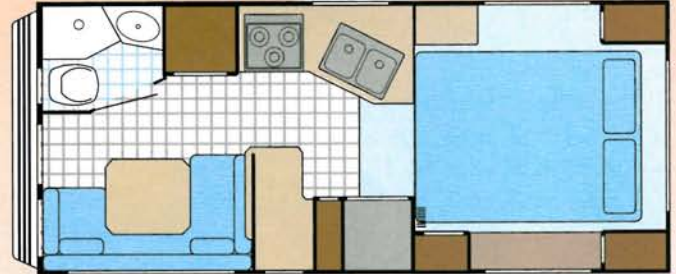
Lance 810 – 8' 6"

Full galley, comfortable dinette, bathroom with shower, toilet, and split holding tanks. Queen bed, ample storage and removable counter.



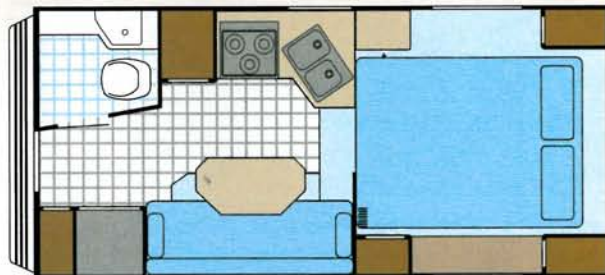
Lance 820 – 8' 10"

Specially designed for heavy-duty short-bed trucks. Roomy bath, split holding tanks, and a generator option make this a real winner.



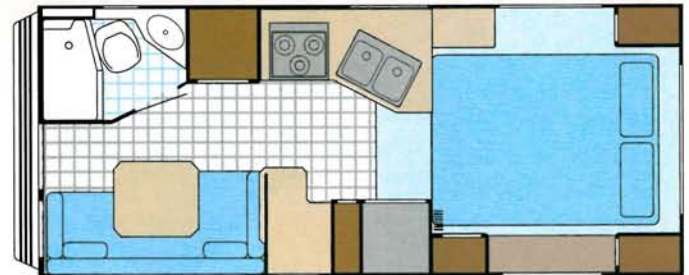
Lance 1030 – 10' 11"

This floorplan features a large kitchen with extra counter and drawer space and room for an optional generator.



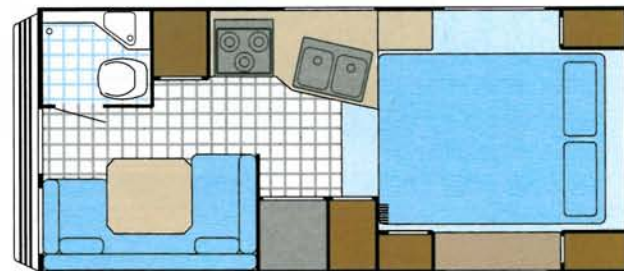
Lance 920 – 9' 6"

This open floor plan features a roomy bath and front dinette with fold-over sofa and a view window. Shown with optional rear bumper (Folding bunk bed with smaller window is optional).



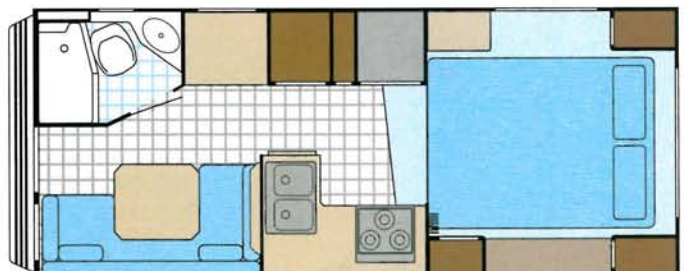
Lance 1130 – 11' 6"

This one has it all...tub/shower dry bath, redesigned U-shaped dinette, outside storage and lots of counter space.



Lance 1010 – 10' 1"

Popular floorplan with a large bath and a dinette capable of sleeping adults. Great length for convenience and excellent towing capabilities. Available with generator option.



Lance 1140 – 11' 6"

This unique model features a dry bath, L-shaped galley, vanity, a pantry, large dinette and abundant storage.

Limited Two (2) Year Warranty

Model year 2001 Lance truck campers have a two (2) year limited warranty from the date of purchase against defects in materials and workmanship. Such warranty applies to the original owner. Consult the Lance Owner's Manual for a complete description of the Lance Limited Warranty. Other warranties are included in the Lance Owner Package.

Lance Standard Features & Options

| | | | | | | | |
|---|----|---|----|---|----|--|----|
| EXTERIOR | | Fiberglass Insulated Walls (R-7) | \$ | FRESH AND WASTE WATER SYSTEMS | | Ducted Heat Outlet Bath/Cabover | \$ |
| Exterior Package with Fiberglass Hardwall (see page 22) | 0 | FomeCor® Weather Barrier Insulation (R-2) (Aluminum Units) | \$ | Large Insulated Fresh Water Tank | \$ | Folding Bunk Bed/Overhead Storage (optional on 920) | \$ |
| White Baked Enamel Aluminum Exterior | \$ | 2 Year Limited Warranty | \$ | Locking Water Tank Fill Door | \$ | Child Restraint System for Bunk Bed | 0 |
| Color Coordinated Graphics to Match Most Trucks (5 choices) | \$ | INTERIOR/DECOR | | City Water Hook-Up | \$ | Vinyl Bunk Pads | 0 |
| Ball Screw Camper Jacks | \$ | Decor Package (see page 22) | 0 | Shurflo® Water Pump with In-Line Filter | \$ | Bunk Cargo Net | 0 |
| Electric Jacks with Wireless Remote | 0 | Raised Panel Overhead Cabinet Doors | \$ | 6 Gallon Auto Relight Hot Water Heater | \$ | Standard Cabover 810, 820, 920 | 0 |
| Swing Out Jack Brackets for Dual Rear Wheel Trucks | 0 | Fingertip Positive Catch Cabinet Hardware | \$ | Fully Automatic Hot Water Heater | 0 | ELECTRICAL | |
| Aluminum Rear Bumper with Folding Step (exc. 810), (opt. 920) | \$ | Lined Cabinet Door Openings | \$ | Low Point Fresh Water Line Drains with Valves | \$ | 110v/12v Solid State 45 amp Power Converter | \$ |
| Entry Step — 4 Steps (810, 920) | 0 | All Wooden Drawers, Metal Guides | \$ | Large Sink/Shower and Toilet Holding Tanks | \$ | Battery Charger | \$ |
| Slide-Out Bumper Storage Tray (exc. 810; opt. 920) | \$ | Aromatic Cedar in Wardrobe | \$ | Single Termination Point for Waste Tanks | \$ | Battery Condition Indicator | \$ |
| Radius Torque Dark Tinted Windows | \$ | Built-In Full Length Mirror | \$ | Sewer Hose with Adaptor in Storage Compartment | \$ | Battery Separator* | 0 |
| Storm Windows | 0 | TV Viewable from Dinette/Cabover Bed | \$ | Fresh/Waste Water Tank Level Indicators | \$ | Locking Corrosion Resistant Battery Compartment with Sliding Tray (fits Group 31 battery) | \$ |
| Front Cabover Safety Glass Window | \$ | Cabover Access Steps | \$ | BATHROOM | | Generator Ready (except 810, 920) | 0 |
| Large Sliding Pass-Through Window | \$ | Upholstered Valances and Lambrequins | \$ | Separate Toilet, Shower Areas (1030, 1130, 1140) | \$ | Generator — Generac 3.4 LPG (except 810, 920) | 0 |
| Awning, Rear Door | 0 | Mini-Blinds in Dinette/Galley | \$ | Full Height Fiberglass Shower Stall | \$ | Solar Panel — 50 Watts, 12v | 0 |
| Awning, Side Crank Out | 0 | Pull Shades on Cabover Windows | \$ | Fresh Water Flush Toilet | \$ | Solar Panel Wiring | 0 |
| Awning, Rollout (except 810, 820) | 0 | Vinyl Floor Covering | \$ | Raised Toilet Base for Accommodating Seat Height | \$ | Fluorescent Light | \$ |
| Front Truck Bed Bumpers (with spacer for HD Fords) | \$ | Removable Carpet Kit | 0 | Lavatory Sink with Faucet | \$ | 30 amp Service Cord/Locking Compartment | \$ |
| Exterior Wash Station with Shutoff Valves | \$ | Air Conditioner/13,500 BTU Brisk Air® | 0 | Large Mirrored Medicine Cabinet | \$ | 110v Convenience Outlets | \$ |
| Roof Rack and Ladder | \$ | Air Conditioner/13,500 BTU Penguin® with Wall Thermostat and Heat Strip | 0 | Full Length Door-Mounted Towel Rack | \$ | 110v G.F.I.-Protected Patio Outlet | \$ |
| Common Keyed Exterior Compartment Doors | \$ | AM/FM CD Player w/4 Speakers | 0 | Exhaust Vent with Fan | \$ | Pre-Wired for: Roof Air Conditioner, Combination Thermostat, Fantastic Vent/Cooler, Electric Jacks, TV Antenna/Satellite Dish, Stereo and 4 Speakers | \$ |
| Three Member Tail Lights (exc. 810) | \$ | Stereo Ready | 0 | Ducted Heat Outlet | \$ | Cable TV Ready | \$ |
| Radius Cornered, Insulated Storage Compartment Doors | \$ | Fantastic Vent | 0 | NEW Skylight Over Shower | | \$ | |
| Radius Entry Door | \$ | TV Antenna w/12v Amplified Outlet | 0 | DINETTE/SLEEPING ACCOMMODATIONS | | SAFETY | |
| License Plate Holder/Light (810 opt.) | \$ | Satellite Dish w/TV Antenna/Amplifier | 0 | Large Dinette w/Reversible Cushions (except 920) | \$ | LPG Gas Detector | \$ |
| CONSTRUCTION/INSULATION | | GALLEY, APPLIANCES & EQUIPMENT | | Slide-Out Dinette Seats w/Fill Cushions for Additional Seating (except 920) | \$ | Carbon Monoxide Detector | \$ |
| All Weather Package (see page 22) | 0 | Convenience Package (see page 22) | 0 | Extra Large 6' 3" Dinette (1010, 1130, 1140) | \$ | Smoke Detector | \$ |
| One-Piece White Aluminum Roof, 12 Year Warranty | \$ | Large 3-Way Dometic® Refrigerator | \$ | Sofa with View Window (920 only) | \$ | Recess Mounted Fire Extinguisher | \$ |
| Solid Metal Corner Moldings | \$ | 3-Burner High Output Range w/Igniter | \$ | Lightweight Sliding Table with Leg Stabilizer | \$ | Cabover Skylight/Escapes Hatch | \$ |
| Double Sealant Process Throughout | \$ | Sealed Burner Range with Oven | 0 | Carpeted Dinette Step | \$ | Keyed Deadbolt Entry Lock | \$ |
| Corrosion Resistant LPG and Battery Compartments | \$ | Folding Range Cover | \$ | Dinette/Sofa Converts into Bed | \$ | Porch Light/Assist Handle | \$ |
| Metal Reinforced Corners for Jack Mounting | \$ | Rollout Storage Drawer Under Range Top | \$ | Queen-Size Serta Cabover Bed with Fabric Platform Liner | \$ | Locking Wheel Well Access Doors | \$ |
| Front Jack Brackets Bolted to Steel | \$ | Range Hood with Light/Fan and Systems Monitor | \$ | Queen Size Innerspring Mattress | 0 | Saf-T-Vue® Rear View Window | \$ |
| Steel Reinforced Tie Down Brackets | \$ | 1.0 Cu. Ft. Microwave Oven | \$ | Twin Innerspring Beds in Extended Cabover | 0 | Bolt Through Tie Down Brackets | \$ |
| Laminated, Insulated Floor/Lower Body, Cabover Bed | \$ | Laminate Counter Tops with Oak Trim | \$ | Designer Mattress Cover | \$ | Back-Up Lights | \$ |
| Laminated, Insulated Reinforced Roof | \$ | Removable Counter (810, 820, 1010) | \$ | Bedroom Reading Lights | \$ | Safety Glass Windows | \$ |
| | | Double Sink | \$ | Bedroom Privacy Curtain | \$ | G.F.I. 110v Receptacles | \$ |
| | | Sink Cover | \$ | | | | |
| | | Silverware Organizer | \$ | | | | |
| | | Slide-Out Pantry (Most Models) | \$ | | | | |
| | | Dual Propane Tanks with Gauges | \$ | | | | |
| | | Automatic Changeover LPG Regulator | \$ | | | | |
| | | Forced Air Furnace w/Auto Ignition | \$ | | | | |

*included in Convenience Package

Ford heavy-duty trucks require bed liner or heavy-duty bed mat to insure proper clearances. Note—All weights, dimensions and capacities are approximate values. Specifications are subject to change without notice.

Value Option Packages (Lance and Lance Slideout Only)

Décor Package

- ◆ Deluxe Upholstery
- ◆ Deluxe Valances
- ◆ Pleated Shades in Cabover
- ◆ Indirect Cabover Lighting
- ◆ Recessed Ceiling Lights
- ◆ Fluorescent Galley Light
- ◆ Single Lever Faucet
- ◆ Rear Door Valance with Pull Shade
- ◆ Folding Cabover Privacy Door

Exterior Package

- ◆ Deluxe Graphics
- ◆ Smooth Filon Fiberglass Walls, Wings & Risers
- ◆ White Rack & Ladder
- ◆ Deluxe Bumper Trim

Convenience Package

- ◆ Rollout Storage Drawer Under Dinette (except 920)
- ◆ Wardrobe Light
- ◆ Battery Disconnect Switch
- ◆ Exterior Lighting
- ◆ Entry Light Switch/Dinette
- ◆ Magazine Rack
- ◆ Spice Rack
- ◆ 12v Outlet in Dinette
- ◆ Battery Separator

All Weather Package

- ◆ Storm Window (Front Cabover)
- ◆ Hatch Cover, Insulated
- ◆ Additional Cabover Bed Insulation
- ◆ Insulated Battery & Propane Compartments
- ◆ Water Heater Bypass/Winterizing Valve
- ◆ Enclosed Heated Holding Tanks

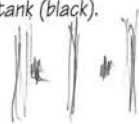
Specifications

| | Lance Slideout | | | | | Lance | | | | | Lance Lite | | | | |
|----------------------|----------------|-------|-------|-------|--------|-------|-------|--------|-------|-------|------------|-------|-------|-------|-------|
| | 961 | 1061 | 1121 | 810 | 820 | 920 | 1010 | 1030 | 1130 | 1140 | 815 | 825 | 835 | 845 | 915 |
| FLOOR LENGTH | 9'6" | 10'6" | 11'6" | 8'6" | 8'10" | 9'6" | 10'1" | 10'11" | 11'6" | 11'6" | 8'6" | 8'6" | 8'6" | 8'6" | 9'6" |
| WIDTH | 93" | 93" | 93" | 93" | 93" | 93" | 93" | 93" | 93" | 93" | 86" | 86" | 93" | 93" | 93" |
| HEIGHT (INTERIOR) | 6'9" | 6'9" | 6'9" | 6'9" | 6'9" | 6'9" | 6'9" | 6'9" | 6'9" | 6'9" | 6'6" | 6'6" | 6'7" | 6'7" | 6'7" |
| FRESH TANK (GAL) | 33 | 33 | 40 | 33 | 33 | 33 | 33 | 33 | 40 | 38 | 18 | 18 | 33 | 33 | 33 |
| GRAY TANK (GAL) | 15 | 21 | 25 | 8 | 21 | 16 | 21 | 15 | 25 | 24 | 11 | 11 | 8 | 15 | 15 |
| BLACK TANK (GAL) | 14 | 14 | 24 | 12 | 14 | 14 | 14 | 15 | 24 | 22 | 10 | 10 | 12 | 14 | 14 |
| LPG TANK (#/GAL) | 2/5 | 2/5 | 2/7 | 2/5 | 2/5 | 2/5 | 2/5 | 2/7 | 2/7 | 2/7 | 1/5 | 1/5 | 1/5 | 1/5 | 1/5 |
| REFRIGERATOR (CU FT) | 5 | 6 | 6 | 5 | 5 | 5 | 6 | 6 | 6 | 6 | 3 | 3 | 4 | 4 | 4 |
| FURNACE (BTU) | 18 m | 20 m | 20 m | 18 m | 18 m | 18 m | 18 m | 20 m | 20 m | 20 m | 18 m | 18 m | 18 m | 18 m | 18 m |
| EXTENDED CABOVER | | | | | | | | | | | | | | | |
| DRY WEIGHT (LBS)* | 2766 | 2860 | 2980 | 2222 | 2421 | 2437 | 2542 | 2618 | 2752 | 2841 | 1667 | 1710 | 1865 | 2007 | 2079 |
| LENGTH (OVERALL) | 17'6" | 18'6" | 19'6" | 16'5" | 16'10" | 17'6" | 18'1" | 18'11" | 19'6" | 19'6" | 16'5" | 16'5" | 16'5" | 16'5" | 17'6" |
| CENTER OF GRAVITY | 60" | 55" | 51" | 68" | 48" | 61" | 58" | 52" | 49" | 49" | 68" | 49" | 67" | 49" | 61" |
| STANDARD CABOVER | | | | | | | | | | | | | | | |
| DRY WEIGHT (LBS)* | N/A | N/A | N/A | 2132 | 2331 | 2347 | N/A | N/A | N/A | N/A | 1592 | 1635 | 1775 | 1917 | 1989 |
| LENGTH (OVERALL) | N/A | N/A | N/A | 15'5" | 15'10" | 16'6" | N/A | N/A | N/A | N/A | 15'5" | 15'5" | 15'5" | 15'5" | 16'6" |
| CENTER OF GRAVITY | N/A | N/A | N/A | 65" | 45" | 58" | N/A | N/A | N/A | N/A | 65" | 46" | 64" | 46" | 58" |

Note—All weights, dimensions and capacities are approximate values. Specifications are subject to change without notice.

*Dry weights are based on standard model features and do not include options or equipment packages.

†Shower waste water (gray) drains into toilet holding tank (black).



48

50

56

96

96

Understanding gross vehicle weight ratings and terms

Here are some terms and definitions to help give you a better understanding:

Cargo Weight Rating (CWR)

The value specified by the vehicle manufacturer as the cargo-carrying capacity of a vehicle in pounds, minus the weight of occupants, computed as 150 pounds times the number of designated seating positions.

Center of Gravity (CG)

Point where the mass of a body is concentrated and if suspended at that point would balance front and rear.

Combined Gross Vehicle Weight Rating (CGVWR)

The value specified by the manufacturer as the loaded weight of the vehicle and loaded trailer.

Gross Vehicle Weight Rating (GVWR)

The value specified by the manufacturer as the loaded weight of a single vehicle.

Gross Axle Weight Rating (GAWR)

The value specified by the vehicle manufacturer as the load-carrying capacity of a single axle system measured at the tire-ground interfaces (includes truck, camper, passengers and all cargo on the truck tires.)

Payload Rating

The maximum allowable load (including the weight of the driver and all occupants) that the vehicle can carry based on all factory-installed equipment on the vehicle.

Carefully study the truck manufacturer's literature as it relates to camper loading and payload ratings. Every option added to a vehicle reduces the maximum payload rating. It is important to calculate your payload before ordering your truck to ensure enough capacity for the camper you wish to carry.

Posted weights on the back of the camper are with full fresh water and propane tanks, but without options.

Camper Wet Weight

This weight is posted on the camper exterior next to the entry door. It includes the camper dry weight with standard equipment, plus full fresh water and propane tanks. It does not include manufacturer-installed options, equipment packages or dealer-installed equipment.

Lance Can Match Your Truck

Everyone admires a beautiful Lance camper mounted on a nice truck, especially when it is color coordinated. Lance offers an extensive lineup of color combinations that complement virtually any late-model truck. Choose your stripe combination from the colors shown at right.

Nobody beats Lance when it comes to style, inside or out!

Exterior Color Choices



Lance and Lance Lite Standard Colors

A coordinating color stripe is on all models except **Lance Lite 815** and **825**.

All standard aluminum models and Lance Lite models with optional Filon fiberglass sides have a coordinating color stripe consisting of two colors to help match virtually any truck color.

Just below that is a silver/gray/bronze stripe.

The color choices are shown above.



Lance Exterior Package* Option Colors


The Filon fiberglass walls have their own deluxe graphics that extend around the back of the camper, which can be color coordinated with the truck (not available on Lance Lites).

The color choices are shown above.

*standard on Lance Slideouts



Interior Color Choices



Lance Lite:

From big people games



The **Lance Lite 915** has the appeal of a traditional floorplan. Seating in the rear dinette allows you to view the kids playing or just enjoy the scenery. Space and conveniences are everywhere (shown with optional extended cabover bed and optional oven.)

The Lightweight SUV

to little people games to family fun

...Lance Lite is the value leader.

Lightweight. Durable. Comfortable. And affordable. Lance Lite campers are designed and built from the ground up for optimal performance. Lance Lites feature a one-piece aluminum walk-on roof (with 12-year warranty), large windows and rock-solid Lance construction. Everything is there, as you would expect. A thermostatically-controlled furnace, large Norcold® refrigerator/freezer and a hot water heater. The 815 and 825 have a two-burner range, while the 835, 845 and 915 have a three-burner. All our Lance Lites are self-contained, with toilet, shower and dual holding tanks, the dinette makes into an extra bed. You would never expect these full-featured campers are our value leaders. And like our Lance line, there are a variety of options to fulfill your every need. No matter what full-size truck you own, long-bed or short, there is a Lance Lite to fit your budget and your recreational needs.



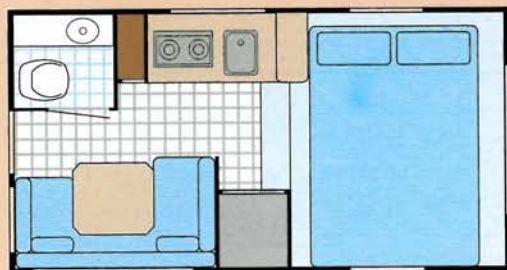


The standard cabover in our **Lance Lite 815/825** models includes a full size queen bed.

Lance Lite extended cabover and queen-size bed, available on models **835, 845** and **915**, provides quality sleeping with abundant storage.



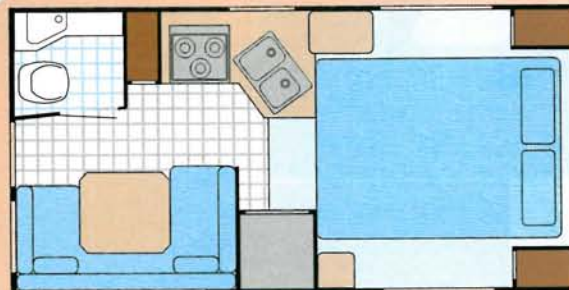
Lance Lite 815...a popular compact (8'6") design. Built sleeker, narrower, slightly lower and lighter in weight. It includes a complete galley, a dinette that becomes a second bed, thermostat-controlled heat, hot water, cook top, refrigerator, toilet and shower for many nights of comfortable camping. A short-bed version (**Lance Lite 825**) comes with all the same features.



Lance Lite 815 - 8' 6" (Standard Cab) Lightweight full-featured camper that is lighter, lower and sleeker than full size models.

Lance Lite 825 - 8' 6" Same plan as 815 for short bed trucks. Includes taillights and outside storage.

*Also available with extended cabover



Lance Lite 835 - 8' 6" (Optional Extended Cab) Completely self-contained and very economical. Easy to handle. Features split gray and black holding tanks.

Lance Lite Standard Features & Options

EXTERIOR

| | |
|---|----|
| White Baked Enamel Aluminum Siding | \$ |
| Fiberglass Walls | 0 |
| Color Coordinated Graphics to Match Most Trucks (5 choices) | \$ |
| Ball Screw Camper Jacks (opt. on 815/825) | \$ |
| Electric Jacks with Remote | 0 |
| Swing Out Jack Brackets, Dual Wheel Trucks (exc. 815/825) | 0 |
| Radius Sliding Windows with Screens | \$ |
| Front Cabover Safety Glass Window (opt. on 815/825) | \$ |
| Front Storm Window Over Bed | 0 |
| Large Sliding Pass-Through Window | \$ |
| Saf-T-Vue® Rear Window | 0 |
| Front Truck Bed Bumpers (with spacer for HD Fords) | \$ |
| Ladder (815, 825) | \$ |
| Roof Rack (815, 825) | 0 |
| Roof Rack and Ladder (835, 845, 915) | \$ |
| Common Keyed Exterior Compartment Doors | \$ |
| Exterior Utility Lights | 0 |
| Tail Lights (exc. 815, 835) | \$ |
| License Plate Holder/Light (opt. on 815, 835) | \$ |
| Insulated Storage Compartment Doors | \$ |
| Fantastic Vent | 0 |
| Rear Awning (835, 845, 915 only) | 0 |
| Awning, Side Crankout | 0 |
| All Aluminum Rear Bumper with Folding Step (exc. 815, 825, 835) | 0 |
| Aluminum Scissor Entry Step — 4 Steps | 0 |
| Exterior Wash Station | 0 |

CONSTRUCTION/INSULATION

| | |
|--|----|
| One-Piece Aluminum Roof, 12 Year Warranty | \$ |
| Solid Metal Corner Moldings | \$ |
| Double Sealant Process Throughout | \$ |
| Corrosion Resistant LPG and Battery Compartments | \$ |

| | |
|---|----|
| Metal Reinforced Corners for Jack Mounting | \$ |
| Front Jack Brackets Bolted to Steel | \$ |
| Steel Reinforced Tie Down Brackets | \$ |
| Laminated Insulated Floor/Lower Body, Cabover Bed | \$ |
| Fully Decked, Insulated Reinforced Roof | \$ |
| Fiberglass Insulated Walls (R-7) | \$ |
| 2 Year Limited Warranty | \$ |
| FomeCor® Weather Barrier Insulation (R-2) | 0 |
| Water Heater Bypass/Winterizing Valve | 0 |
| Insulated Hatch Cover | 0 |
| Heated Holding Tank Enclosure (exc. 815, 825) | 0 |

INTERIOR/DECOR

| | |
|--|----|
| Hardwood Framed Decorative Cabinet Doors | \$ |
| Decorative Cabinet Hardware | \$ |
| Lined Cabinet Door Openings | \$ |
| All Wooden Drawers, Metal Guides | \$ |
| TV Shelf (Cabinet in 915) | \$ |
| Upholstered Valances | \$ |
| Mini-Blinds in Dinette/Galley | \$ |
| Vinyl Floor Covering | \$ |
| Removable Carpet Kit | 0 |
| Air Conditioner/7,000 BTU Coleman® | 0 |
| Air Conditioner/13,500 BTU Brisk Air™ | 0 |
| AM/FM CD Player with 4 Speakers | 0 |
| TV Antenna with 12v Amplified Outlet | 0 |
| Satellite Dish with TV Antenna | 0 |
| Stereo Ready | 0 |

GALLEY, APPLIANCES & EQUIPMENT

| | |
|---|----|
| 3-Way Norcold® Refrigerator | \$ |
| 2-Burner or 3-Burner High Output Range with Igniter | \$ |
| Range Hood with Light/Fan (exc. 815, 825) | \$ |
| Range with Oven (exc. 815, 825) | 0 |
| Range Cover (exc. 815, 825) | 0 |
| 1.0 Cu. Ft. Microwave Oven | 0 |
| System Monitor Panel | \$ |
| Laminate Counter Tops with Oak Trim | \$ |

| | |
|---------------------------------------|----|
| Removable Counter (exc. 815, 825) | \$ |
| Stainless Steel Sink | \$ |
| Butcher Block Sink Cover | 0 |
| Silverware Organizer | \$ |
| Propane Tank with Gauge | \$ |
| Forced Air Furnace with Auto Ignition | \$ |

FRESH AND WASTE WATER SYSTEMS

| | |
|--|----|
| Large Insulated Fresh Water Tank | \$ |
| City Water Hook-Up | \$ |
| Shurflo® Water Pump with In-Line Filter | \$ |
| 6 Gallon Hot Water Heater | \$ |
| 6 Gallon Auto Relight Hot Water Heater | 0 |
| Low Point Fresh Water Line Drains with Valves | \$ |
| Large Waste Holding Tanks | \$ |
| Single Termination Point for Waste Tanks | \$ |
| Sewer Hose with Adaptor in Storage Compartment | \$ |
| Fresh/Waste Water Tank Level Indicators | \$ |

BATHROOM

| | |
|------------------------------------|----|
| Fiberglass Shower Stall/Fan | \$ |
| Fresh Water Flush Toilet | \$ |
| Lavy Sink with Faucet | \$ |
| Medicine Cabinet (except 815, 825) | \$ |
| Towel Rack | \$ |
| Skylight Roof Vent | \$ |

DINETTE/SLEEPING ACCOMMODATIONS

| | |
|---|----|
| Large Dinette with Reversible Cushions | \$ |
| Lightweight Table with Leg Stabilizer | \$ |
| Folding Bunk Bed/Overhead Storage (opt. on 815/825) | \$ |
| Dinette Converts into Bed | \$ |
| Queen-Size Cabover Bed with Fabric Platform Liner | \$ |
| Designer Mattress Cover | \$ |
| Bedroom Privacy Curtain (exc. 815/825) | \$ |

| | |
|---|---|
| Extended Cabover — Queen Bed* | 0 |
| Queen Size Innerspring Mattress | 0 |
| Twin Innerspring Beds in Extended Cabover | 0 |
| Vinyl Bunk Pads | 0 |
| Bunk Cargo Net | 0 |
| Child Restraint System for Bunk Bed | 0 |

ELECTRICAL

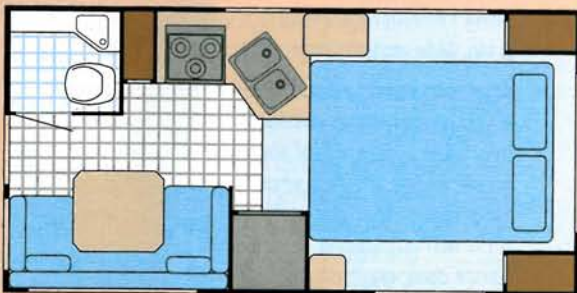
| | |
|--|----|
| 110v/12v Power Converter | \$ |
| Battery Charger | \$ |
| Battery Condition Indicator | \$ |
| Locking Corrosion Resistant Battery Compartment | \$ |
| Solar Panel — 50 Watts, 12v | 0 |
| Solar Panel Wiring | 0 |
| 12v Lighting | \$ |
| 30 amp Service Cord/Locking Compartment | \$ |
| 110v Convenience Outlets | \$ |
| Pre-Wired for: Roof Air Conditioner, Fantastic Vent/Cooler, TV Antenna/Satellite Dish, Stereo and 4 Speakers | \$ |
| Pre-Wired for Electric Jacks | 0 |

SAFETY

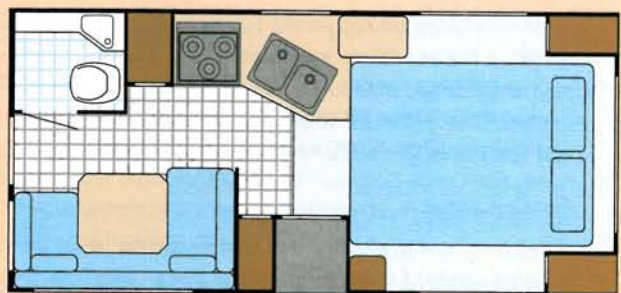
| | |
|----------------------------------|----|
| LPG Gas Detector | \$ |
| Carbon Monoxide Detector | \$ |
| Smoke Detector | \$ |
| Recess Mounted Fire Extinguisher | \$ |
| Cabover Skylight/Escape Hatch | \$ |
| Keyed Deadbolt Entry Lock | \$ |
| Porch Light/Assist Handle | \$ |
| Locking Wheel Well Access Doors | \$ |
| Forged Tie-Down Eye Bolts | \$ |
| Back-Up Lights (exc. 815, 835) | \$ |
| Safety Glass Windows | \$ |
| G.F.I. 110v Receptacles | \$ |

*815/825 extended cabover is different in 835, 845, 915

Ford heavy-duty trucks require bed liner or heavy-duty bed mat to insure proper clearances.
Note—All weights, dimensions and capacities are approximate values.
Specifications are subject to change without notice.



Lance Lite 845 – 8' 6" (Optional Extended Cab)
For short-bed trucks. Completely self-contained, generous bath and complete galley. Features split holding tanks.



Lance Lite 915 – 9' 6" (Optional Extended Cab)
The most popular size self-contained camper at a very lightweight price.



Campers are a wise choice

If you're in the market for an RV, and you're trying to decide among a motorized, towable or truck camper, here are some practical considerations to keep in mind.

Purchase Price

Truck campers range in price depending on the size, equipment and quality of construction. Because there is no chassis or vehicle to purchase, the initial cost is far less than a motorhome. Many truck campers have the same equipment you would find in a moderately priced motorhome. The major difference is the space.

Cost of Ownership

Insurance prices and laws vary widely from state to state. However, in every case, truck camper insurance is far less than a motorized product and somewhat less than a travel trailer. With the pickup truck already insured, in most cases, a rider is all that is needed to cover the value of the camper.

Because the camper is considered cargo rather than a vehicle, most states do not require an annual license for a slide-in camper. This can be a significant savings over the life of the camper.

Motorhomes and some trailers require regular maintenance for tires, brakes, hoses, belts and more. Don't forget expensive motorhome engine and chassis service.

Storage Costs

You can usually find space for your camper at home. Storage for a motorhome or travel trailer could be costly, if you do not have a place to keep it at home.

Towing

Most states will not permit towing behind another trailer. So if you have a boat, a trailer with personal watercraft, a horse trailer, snowmobiles or anything else you wish to tow, there is nothing better than a truck and camper. Factor in the 4-wheel drive capabilities of a truck, and you can go and tow places you would never dream of reaching with a motorhome.

Getting Around

With our new wireless remote control camper jacks, you can set up camp in just a couple of minutes. Now you're free to take your truck to town, head out for some sightseeing or launch your boat — Lance is the ultimate SUV.

Fuel Economy

A truck and camper get better mileage than a larger, heavier motorhome, and newer trucks get much better fuel economy when used for transportation without the camper.

Warranty

Your truck has a comprehensive warranty that can be honored at new car dealerships across the nation. Not so with most motorhomes. Where do you get service...and how much will it cost? You could be stuck for days waiting for expensive parts.

If you ever need service on your Lance camper when away from home, you can visit any one of more than 100 Lance dealerships. If there isn't one close by, just stop in at any reputable RV service facility and have them contact Lance for authorization to repair under warranty, if applicable. It's that easy.

Behind the Wheel

When you drive a truck with a camper, it's not much different than driving just a truck. Many people would feel much more comfortable driving a truck and camper than being behind the wheel of a big, wide motorhome.

When considering a camper, if you already have invested in a truck, you are half way to owning an RV! And when it's time to sell the truck, you can do it without having to sell your Lance camper, which is built to last the life of several trucks.



Camper roofs: aluminum or rubber?

Our promise of building you a camper that is long-lasting can only be assured with an aluminum roof. All Lance Lite roofs are one-piece aluminum over a paneled roof. Lance roofs are built with an improved one-piece white enameled finish to reflect heat and reduce streaking. Whether it's walking on the roof, transporting bikes or other equipment, skimming under tree branches, or a perfect place to watch the races from — aluminum proves superior...here's why:

- Aluminum is nearly impossible to penetrate, virtually eliminating the chance of moisture seeping in.
- Rubber can easily tear or be punctured, and if such damage is left undetected, moisture can seep in, leading to major rotting and warping problems.
- Aluminum roofs on Lance campers need no maintenance other than checking the seals around vents and other openings.
- Rubber roofs require regular maintenance and tend to begin deteriorating and chalking in a few short years, with the manufacturer suggesting that they be completely coated with sealant annually to prevent further deterioration and streaking.
- Aluminum is strong and rigid. When the sides are rolled over the roof edges and attached, the added strength is enormous.
- A rubber roof adds very little to the structural integrity of any camper.

We build our campers to last, and to give you years of worry-free enjoyment. They're stronger, more durable and leak-free. Another important reason why Lance campers are always in demand, and continue to hold their resale value.

Lance is an RV for all seasons ...and for all the right reasons

Summer, winter, spring or fall. Lance will take you in comfort and style. It's the all-season, all-terrain recreational vehicle; after all, Lance is about opening horizons, not limiting them. With a Lance camper, the sky is the limit, especially if your pickup is equipped with four-wheel drive.

In the early spring, cure your cabin fever by packing up the family for a weekend of camping and fishing at your favorite trout stream. Spring showers are not a worry for Lance owners. We double-seal all windows, doors, vents and other openings where water might intrude, making it the most water-tight camper on the road.

For those real scorchers in July and August, your family and friends can retreat to your optional air-conditioned Lance for a sandwich break. There's plenty of room! The cold drinks are always waiting in the Dometic or Norcold® refrigerator inside. When it's just too hot to sleep, you'll be glad you ordered that air conditioner.

In the fall, thoughts turn to salmon fishing and hunting, when deer and duck seasons kick into high gear. If you have four-wheel drive, getting off the beaten path with your Lance camper is no problem. Many hunters take their horses along to get back to the best hunting areas.

Winter is no time to store your Lance. There's hunting, ice fishing, skiing, snowmobiling, football games. Get out and go. There's plenty of storage space for bulky winter clothing and ski equipment.

Our superior insulation and other cold weather features will keep you comfortable all year long. For an extra measure of comfort on coldest or warmest days, consider the optional Lance All Weather Package. It includes a front storm window and insulated hatch cover in the cabover area, insulated battery and propane tank compartments, enclosed and heated holding tanks and a water heater bypass/winterizing valve.

If it's the summer heat you're hiding from, Lance's superior insulation works equally well. Our optional roof air conditioners and Fantastic Vent keep you cool, no matter how hot it is outside. With an optional generator on larger models, you can cool down with roof air conditioning anywhere. It's true, every season is a Lance season. The only limit is your imagination!

Lance Lite models are also well insulated. Optional cold weather features similar to the Lance models are available as individual items.



Every Lance camper was designed from the ground up – just like the new state-of-the-art facility in which they're built.

Lance has recently opened the world's first "designed from the ground up" manufacturing, service and administration facility dedicated strictly to truck campers. The 110,000 square foot facility is located in Lancaster, California, and will take Lance into the new millennium with the capability to further push boundaries on innovation, new technologies, construction techniques and quality control. Best of all, our new facility assures that Lance dealers can continue to provide the highest quality product and support to our customers.



Quality Circle Award

Lance Earns DSI Award –Again!

Louisville, Kentucky

For the third year in a row, the National Recreational Vehicle Dealers Association presented their prestigious Quality Circle Awards for Dealer Satisfaction at their annual show in Kentucky.

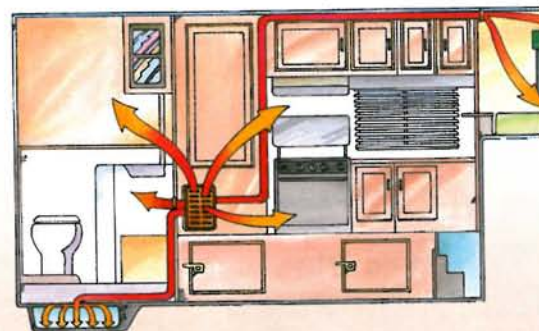
Lance Campers was one of only 6 RV manufacturers to receive the award from RVDA President, Michael Molino.

Jack Cole, President of Lance, thanked all of his 420 employees and said, "We take great pride in this recognition because it is a reflection of how our dealers feel about us, our product and the way we do business. All our employees will share in the great news."

Aluminum bumpers save weight, look great and won't rust. They're "standard" on Lance campers.

Once again, another feature puts Lance out in front...even when it's the rear bumper. Our rustproof, all-aluminum design results in substantial weight savings — and it comes standard on most Lance models. Engineered for long-lasting beauty and functionality, the rear bumper features a two-position fold-up step that can be moved to the side when towing. It's plated on both sides for added safety. In addition, the rear jack brackets are welded to the bumper for greater stability and strength, a Lance exclusive.

Because Lance owners use their campers in all climates, the bolts, nuts and washers that secure the bumper and the jack assemblies are either stainless or plated to prevent rust. This is a Lance exclusive like our aluminum bumper.



Warm All Over!

DUCT SYSTEM OPTIMIZES HEAT DISTRIBUTION

All Lance models feature large forced-air furnaces with ducts to cabover area and bathroom for balanced heat. When optional All Weather Package is ordered, warm air is ducted to the holding tank enclosure to prevent freezing.



What you need to know about camper hitch systems

There are a variety of ways to hitch up a trailer to your truck/camper combination. The method you select should have the capacity to handle the size and weight of your particular trailer and camper.

For Lance campers that come standard without a rear camper bumper, the trailer can attach to the truck using one of the following two methods:

1. Attach the trailer directly to a hitch ball mounted on the truck bumper. Bumpers rated for towing will have the maximum tongue and gross pulling weight stamped directly on the bumper where the hitch ball mounts. Always observe these ratings.
2. Attach the trailer to a frame-mounted receiver hitch on the truck. Two-inch receivers come in different classes or ratings. The highest rated Class IV receivers will allow tongue weights to 1000 lbs. and gross weights to 10,000 lbs when weight distributed. One advantage to a receiver hitch is that ball mounts are available with different "drops" and lengths. You can pick just the right combination for the amount of drop you need so that your trailer tows level behind your truck. Lance 915 and 920 without bumper will require a longer ball mount or extension bar.

When towing behind a Lance camper that comes with a rear camper bumper, extending the hitch from the truck rearward to the camper bumper is necessary. The method Lance recommends involves a truck mounted receiver hitch

HITCH APPLICATIONS & CAPACITIES

| CAMPER SIZE | | |
|-----------------------------------|----------------------|---------------------|
| 8' | 9' | 10' and 11' |
| WEIGHT CARRYING/TONGUE WEIGHT | | |
| 10,000/1200 | 6000/600 | 4500/450 |
| WEIGHT DISTRIBUTING/TONGUE WEIGHT | | |
| 14,000/1200 | 8,000/800 | 6,000/600 |
| LANCE MODELS | | |
| Lance 810 | Lance 820 (8')† | Lance 1030 |
| Lance Lite 815 | Lance Lite 825 (8')† | Lance 1130 |
| Lance Lite 835 | Lance Lite 845 (8')† | Lance 1140 |
| | Lance 920 | Lance Slideout 1061 |
| | Lance Lite 915 | Lance Slideout 1121 |
| | Lance 1010 | |
| | Lance Slideout 961 | |

†Indicates short-bed models with additional overhang
 Note—All weights, dimensions and capacities are approximate values.
 Specifications are subject to change without notice.



Reese TITAN Class V Receiver with 2-1/2" steel tube extension bar.

and extension tube. A ball mount is then inserted into the extension tube the same way it would be inserted into the receiver itself.

Reese manufactures a Titan Class V, 2-1/2" receiver and extension tube specifically for truck camper applications. It replaces factory receivers and substantially increases towing capacity. The other important benefit is that it does not require you to attach the hitch or extension to the camper, which eliminates line up problems. The extension can be in place when loading or unloading the camper. For very heavy loads the extension tube in combination with a weight equalizing hitch can be used. This system has the highest tow ratings available (see chart above).

Always make sure to observe your truck's tow ratings and the advice of your Lance dealer or local hitch professional. A little care in matching a hitch system to your truck, camper, and trailer package will give you many happy, safe and trouble-free towing miles.

Cabover struts: what are they and what do they do?

Cabover struts, also known as "stabilizers," are shock absorbers designed to reduce the impact of up-and-down motion created by irregular road surfaces. Your truck already has large diameter shock absorbers to dampen the motion of the vehicle.

These specially designed, aircraft-quality "shocks" do a remarkable job of smoothing out the camper ride. They also help reduce sway in windy areas. Modern hardware makes taking them off and putting them on just a simple push-button operation. Lance cabover struts are available for all truck and camper combinations and will improve both ride quality and handling for every configuration.



Stainless steel quick-release connectors on both ends make installation a breeze. A Lance exclusive.

Cabover struts

Connecting boot

Happijac® tie-downs

Air Lift® air bags

Proper support equipment improves handling, performance and ride

The following accessories help to improve the drivability, handling and safety of your truck and camper package. All the support equipment listed below is optional except for the front camper bumpers, the 12-volt connector and the camper jacks. Consult your Lance dealer for the proper setup for your new camper.

Connecting boot — An exclusive option created by Lance, it compresses between your truck and camper, providing a convenient way to communicate and a passage between truck and camper through the sliding windows.

Happijac® tie-downs — The safest and strongest on the market, these chrome-plated camper anchors are designed to eliminate bulky, unsightly or dangerous protrusions. Front tie-downs are spring loaded to absorb unexpected bounces.

Camper guides — Make loading to the center of the truck easy, and they help keep the camper from sliding side-to-side, assuring proper alignment for camper, boot and anchors.

Front camper bumpers — Help reduce the risk of damage while loading the unit. They also minimize the possibility of the camper rubbing the front of the truck bed while on the road. Extra spacers are provided for new Ford H.D. trucks.

Air Lift® air bags or Ride-Rite® Comfortaires — Level the truck by transferring the rear axle load forward. They also increase stability and the air pressure adjusts for different load conditions (right to left, front to back). Lance recommends them for all truck camper applications.

Cabover struts — Absorb the bumps while driving on or off the open road. Specially-designed brackets securely attach cabover struts to the truck.

Swingout brackets — Move the front jacks in an outward direction to avoid striking the fenders on trucks with dual rear wheels.

Rancho shocks — Adjustable shocks are a great asset for improving the ride under all conditions. They add more stability in windy conditions or on rough roads, and improve the ride substantially on seamed highways. Rancho 9000 shocks have proven to do an excellent job and are easily adjustable. For added convenience, an in-cab control kit is available so your ride can be fine-tuned while driving.

Mirror extensions — Make rear viewing past the camper possible, and they fit most trucks that do not already have swing-out mirrors.

Power from the sun: solar panels

One of the best benefits of owning a Lance truck camper is not having to depend on outside support to stay in a remote location. With plenty of water, propane, a large 12-volt battery and some sense of prudence, spending a weekend or more without any outside service is certainly possible.



Because the camper battery is wired to the truck alternator, you can recharge your camper battery while driving the truck. Unless you're on the move, that's not always practical... but solar energy is. With the optional 50-watt output solar panel with built-in regulator, recharging your battery is silent, automatic and practical. Imagine the convenience of having a fully charged battery whenever you are ready to go.

Solar panels are very useful in colder climates, where the furnace fan can draw down a battery in 24 to 48 hours. The solar panel generates energy even on cloudy or rainy days, although not as much. Lance factory-installed panels have a red LED indicator light located beneath the sink indicating when the solar panel is producing power.

Camper power: how it works



Optional generator is conveniently located at the rear of the camper.

Ever wonder where the power to operate your camper comes from? There are a variety of sources...here's a brief overview:

The electrical system in your camper is attached to a power panel, which accepts both 12 and 110 volts. If the camper is plugged into household current (110V power) at a campground, the built-in converter changes it to 12 volts. Your furnace fan, range hood, water pump and lights are all 12-volt devices.

The power panel also distributes 110 volts to the refrigerator and to the 110V outlets so you can use virtually any household appliance. Additionally, the converter serves as a charger, keeping your camper battery fully-energized for the times you are not plugged into a 110-volt power supply.

When you're on the road, the alternator in the truck distributes power to both the truck battery and the camper battery, provided you have installed a battery in the battery compartment in your camper and have the camper cable plugged into the socket in the bed of your truck. The camper battery operates all the 12-volt appliances when the camper is not plugged into a 110-volt source.

In many models, a propane-powered generator may be ordered. Just push the button and in a few seconds you'll have power to operate your microwave, air conditioner or most any other 110-volt appliance, plus power for the camper's built-in converter system.

Propane is the fuel that powers the range-oven, the furnace, the water heater, the refrigerator, and if installed, the generator. When we say Lance campers are self-contained, that means you are equipped to go just about anywhere and take your "down-home comforts" with you.

Matching your truck and camper

Here are a few things to consider

Trucks are rated by GVWR (see "Gross Vehicle Weight Rating" definition on page 22). The GVWR along with Gross Axle Weight Ratings (GAWR) are posted on the truck's driver door post. One way to determine the amount of payload that is available is to weigh the truck and subtract that weight from the GVWR.

In the glove box of most new trucks is a statement suggesting the payload capacity of that specific truck if all the seat positions in the vehicle have passengers.

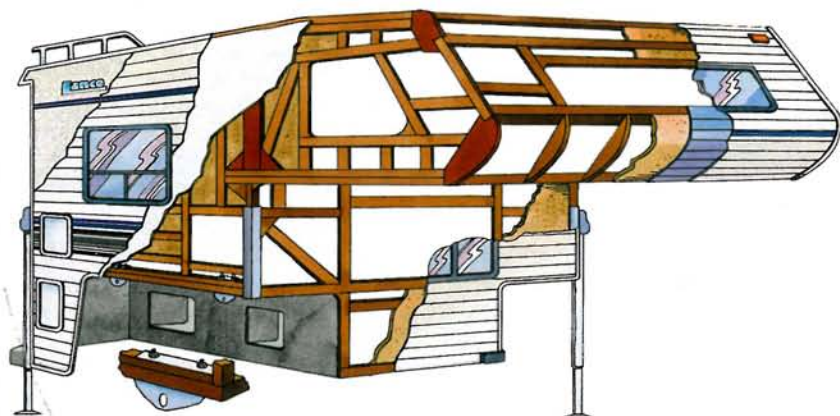
To determine the approximate weight of a camper, add the weight of all optional equipment (both factory and dealer installed) to the camper wet weight that is posted next to the entry door. Give consideration to the weight of supplies and other personal cargo.

Here are the approximate weights of some popular options:

| | | | |
|-----------------|------------|------------------------------|-----------|
| Air Conditioner | 95-102 lbs | Exterior Package | 50-80 lbs |
| Generator | 118 lbs | Gas Oven | 35 lbs |
| Awning | 51-59 lbs | All Weather Package | 45 lbs |
| Electric Jacks | 39 lbs | Convenience or Décor Package | 20 lbs |

Consult your authorized Lance dealer for additional information.

Lance can not know the GVWR or features of your truck nor the purpose you have in mind for the use of your truck and camper; therefore, Lance makes no warranties or representation, expressed or implied, as to the performance or reliability of your truck with a Lance camper.



Built Tough to Stay Tough

Truck campers are all we build, and with over 36 years of experience, we know how to engineer and build them strong and long lasting, and we back it up with our two-year limited warranty on construction. Appliance warranties vary and are set by the manufacturer.

Using select kiln dried premium grade fir and pine, an intricate pattern of pieces are assembled and glued together to form the structure of all the walls, floors, ceilings and cabinets. Component

Questions we get asked most often about campers...

Q. How easy is it to load or unload a camper with the new jacks?

A. The standard manual ball screw jacks are a great improvement over all other jacks previously offered. They are easy to operate and will not move either up or down without turning the crank.

To unload the camper is very easy and fast. Remove the turn buckles. Disengage the safety latch, put your foot on the jack base and drive it to the ground. Do that with all four jacks. Now raise the camper about 4 inches and drive out about one foot. Reach in the bed and disconnect the connector cord. Now drive away. Go back and lower the camper to a comfortable level. You're done in less than 15 minutes; about 10 minutes if you have some help.

Optional wireless remote-controlled electric jacks make the job of loading or unloading the camper effortless. Jacks can be controlled individually or all at once. From there on, the procedure is the same, with no sweat.

Q. Can I use a Lance camper in wet winter weather and freezing cold?

A. Absolutely! Lance campers are widely recognized as the best-constructed campers available. They are well insulated, efficiently heated and can withstand the severe environmental conditions. Ask your dealer about additional cold weather options for added comfort.

Q. Do I need a dual rear wheel pick-up to carry a camper?

A. This requires careful consideration by the purchaser. Lance builds a camper to fit almost any full-size truck. All truck manufacturers state that you should not exceed the GVWR posted on the driver door, but some single rear wheel trucks with the same GVWR have the capability of carrying a 2800-pound payload and some only have a 1500-pound payload. It depends on the configuration of the truck and what engines, transmissions, drive systems and options are in the vehicle. Generally speaking, campers larger than 10-foot would best be handled by a dual rear wheel truck for added stability, especially in high winds.

Q. Can I keep the bedliner in my truck?

A. Most bedliners pose no problems and do not have to be removed before installing a Lance camper. If you use your truck for work or everyday chores, once it is set up for your camper, all you need to do to load up is remove the tailgate. New Ford H.D. trucks require bedliner or equivalent.

Q. Can people ride in the camper?

A. Laws vary from state to state on this issue, but regardless of legality, it is not recommended because there are no seat belts in the camper, and in the case of an erratic move or impact, objects within the camper could cause injury.

Q. Can I tow my boat or horse trailer?

A. Definitely. And now Lance and Reese have worked together to utilize the Reese Class V 2 1/2" receiver and extension bar, making it possible to tow substantial loads with virtually any truck and camper package.



parts are then screwed together for maximum strength. Floors and ceiling panels are filled with rigid foam, glued and laminated to create the strongest possible structure on Lance models. Lance Lite roofs are fiberglass filled for economy and weight savings.

Interior wall panels are glued to the frame structure for shear strength. The camper is completely insulated, horizontal panels with rigid foam, and vertical walls with fiberglass. Even exterior compartments are insulated. Lance campers are wrapped with Fome-Cor Weather Barrier prior to the metal siding installation.

Optional Filon fiberglass sides have a luan backing that acts as

an insulator in place of the Fome-Cor. The fiberglass sides are secured to the camper with special adhesive and bonded under pressure. Corners and tie down brackets are reinforced with steel.

The laminated roofs on the Lance models are covered with our exclusive one-piece premium white aluminum. It is the toughest, strongest, longest lasting roof available. The Lance Lite models have the same material without the special white paint.

When you step in a new Lance camper you will sense immediately that there is a difference. No other truck camper feels as secure and as strong. See for yourself.

A choice of siding: aluminum or fiberglass



Optional Exterior Package on Lance 820. Electric camper jacks, rear awning, air conditioner and Reese hitch are all options.

Truck campers have unique challenges, unlike other RVs. They go on pick-up trucks that have a limited amount of carrying capacity. They take a lot of abuse, because they often are used off-road and in severe weather. Most campers spend their entire life outdoors in all types of climates and conditions.

Aluminum has been the most popular material for the exterior surface because of weight, cost, durability and ease of repair. The enamel paint on the aluminum surface will stay shiny for many years, like a car.

Fiberglass has become a popular replacement for aluminum for the siding of many recreational vehicles. It's ability to reject

denting is the primary reason for its use. It's smooth surface more readily accepts creative graphics, and the sturdy flat surface makes it attractive. Although it is slightly heavier and more costly than aluminum, in areas of severe hail where the vehicle is subject to damage, fiberglass is preferred. Both aluminum siding and "glass" have their place and each has its own set of advantages.

Lance offers customers a choice of either siding. For over 35 years, the aluminum-sided Lance has dominated the market. Now, the new bonded fiberglass side walls will also become an important part of the lengthy Lance tradition.

Visit our website:
lancecamper.com

- Select "The Versatile RV" & "Shows & Events" to find the next RV show near you where you can get a great deal on a Lance camper.
- Or contact us directly with any questions on Q & A and we will e-mail an answer back right away.



Your Lance Dealer

The SUV of RVs!
Lance
America's Favorite Truck Camper

Lance Camper Manufacturing Corporation
43120 Venture Street, Lancaster, CA 93535
661-949-3322 • FAX 661-723-5318
www.lancecamper.com



© 2000 Copyright, Lance Camper Mfg., Corp.