



# BIGHORN TRAVELER

FIFTH WHEEL | TOY HAULER



ROLLING ADVENTURE

## BIGHORN TRAVELER | TOP FEATURES

- 1 Top Performing Towability and Safety** - 16" High load capacity tires, MORryde CRE 3000 suspension, Rugged shock absorbing pin box by Rota-Flex, Heavy duty 7k axles
- 2 Climate Ready Protection** - 2" thick Azdel OnBoard Composite Walls, Dual zone 28.5k whole rv ducted A/C's, Forced heat ducted holding tanks with 12v heat pads for extra protection
- 3 Power Up to Wind Down** - Electric power cord reel, 2" frame welded receiver, 6pt. Hydraulic level-up, Zero gravity solid quad step, Backup camera & tire pressure monitoring system prep
- 4 Beyond the Walls** - Patented super store-more three point pass through storage solution, SOL 380W panel with 2000W inverter & 30 amp charge controller, Winegard wifi - 5G hot spot antenna, Unified color coded wiring for easier diagnosis



- 5 5 Star Kitchen** - 18 cu.ft. French door refrigerator, Free standing 3 burner oversized oven with warming drawer, 30" Over the range microwave
- 6 Lights, Subwoofers, Action** - Theatre seating, smart LED 50" tv, JBL Sound System, USB charging stations throughout
- 7 All the Conveniences, When You Need It** - Oversized fireplace with 5100btu electric heat, Off-grid solar 110v outlet control, Oversized power awning with LED lighting, Built in outside kitchen (some models)
- 8 Pampered Living** - Solid surface kitchen and bathroom countertops, Black-out roller shades, Oversized walk-in shower, 72x80 True king comfort mattress



For more information and to take a virtual walk-through, visit [www.heartlandrvs.com](http://www.heartlandrvs.com)

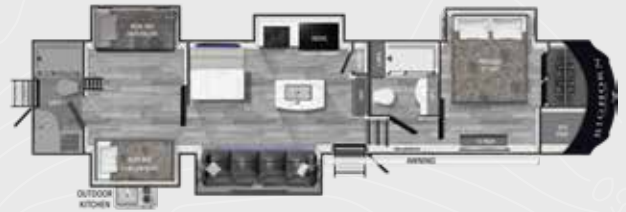


## BIGHORN TRAVELER | FLOOR PLANS



### 32RS

**LENGTH** 36'2 3/8" | **HEIGHT** 13'3" | **HITCH** 2,047 LBS  
**DRY** 10,803 LBS | **GVWR** 15,500 LBS | **SLEEP CAPACITY** 3 - 4



### 37DB

**LENGTH** 42'7 3/8" | **HEIGHT** 13'4" | **HITCH** 2,580 LBS  
**DRY** 12,994 LBS | **GVWR** 15,500 LBS | **SLEEP CAPACITY** 7 - 8



### 37FB

**LENGTH** 42'4 1/8" | **HEIGHT** 13'4" | **HITCH** 2,913 LBS  
**DRY** 12,115 LBS | **GVWR** 16,000 LBS | **SLEEP CAPACITY** 3 - 4



### 37RD

**LENGTH** 41'7 3/8" | **HEIGHT** 13'4" | **HITCH** 2,658 LBS  
**DRY** 11,996 LBS | **GVWR** 15,500 LBS | **SLEEP CAPACITY** 5 - 6



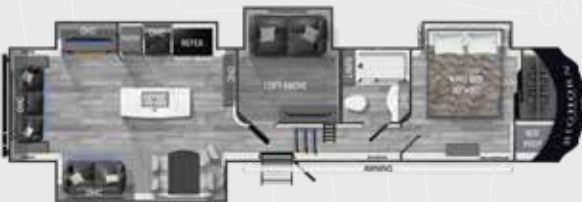
### 37TB

**LENGTH** 42'5" | **HEIGHT** 13'4" | **HITCH** 2,913 LBS  
**DRY** 12,115 LBS | **GVWR** 16,000 LBS | **SLEEP CAPACITY** 7 - 8



### 38FL

**LENGTH** 42'1 7/8" | **HEIGHT** 13'3" | **HITCH** 2,970 LBS  
**DRY** 13,450 LBS | **GVWR** 16,000 LBS | **SLEEP CAPACITY** 5 - 6



### 39MB

**LENGTH** 42'6" | **HEIGHT** 13'3" | **HITCH** 2,366 LBS  
**DRY** 12,654 LBS | **GVWR** 16,000 LBS | **SLEEP CAPACITY** 7 - 8



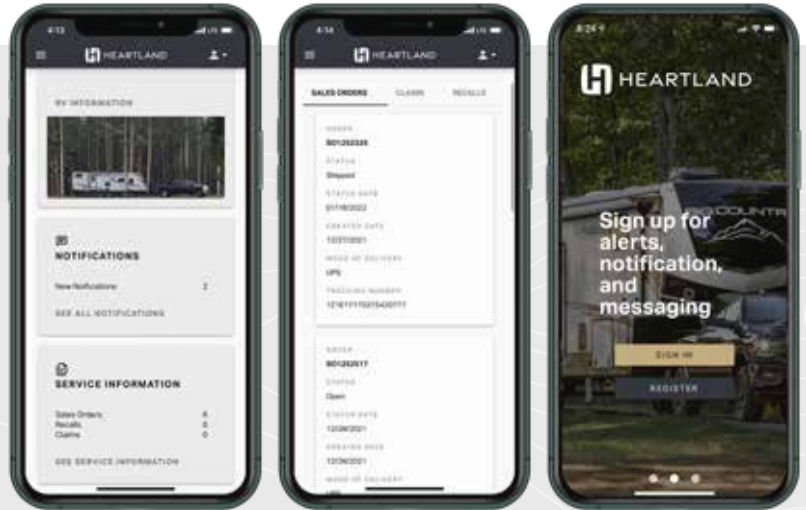
# HEARTLAND EXCLUSIVES

## MYHEARTLANDRV

### MANAGE YOUR RV

Our new mobile app, MyHeartland RV, allows Heartland owners to store their RV information, monitor warranty statuses, and access how-to videos and camping checklists on the go.

Available for download today.




## INTRODUCING SÖL

### POWERED BY THE SUN

All Heartland RVs come standard with SOL – Powered by the Sun. With three solar options to choose from, you can have a solar package that supplements your typical energy use, or go for a higher tier that powers your RV when you camp off-grid.

Learn more at [www.heartlandrvs.com/solar](http://www.heartlandrvs.com/solar)



Your authorized Heartland dealer:

Product information is as accurate as possible as of the date of publication. Due to Heartland's commitment to continuous product improvement, floor plans, materials, components, features, measurements, specifications, options, etc. are subject to change at any time without notice or obligation. In certain conditions, some additional equipment may be needed. Photos may show optional equipment or props used for photography purposes only. Heartland has listed the approximate base weight of the trailer without the optional equipment included. Optional equipment will impact the weight of the trailer. Please locate the weight sticker attached to the trailer you are considering for the most accurate trailer weight. Tow Vehicle Caution: Owners of Heartland recreational vehicles are solely responsible for the selection and proper use of tow vehicles. All customers should consult with the motor vehicle manufacturer or their dealer concerning the purchase and use of suitable tow vehicles for Heartland products. Heartland disclaims any liability or damages suffered as a result of the selection, operation, use, or misuse of a tow vehicle. Heartland's limited warranty does not cover damage to the recreational vehicle or the tow vehicle as a result of the selection of the tow vehicle. Overall length for a Fifth Wheels is defined as the body length of the trailer excluding hitch meaning bumper to the cap. The overall length for a Travel Trailer is defined as the body length of the trailer including hitch, meaning bumper to hitch(pin). It does not include the rear ladder of the spare tire. Optional pin boxes will affect overall length. REV 01/23

[www.heartlandrvs.com](http://www.heartlandrvs.com) |

