



BRINKLEY

MODELI 7 E MODELI E SISTEMI MUECCE

WHO IS BRINKLEY RV?


Our ownership team is comprised of five equal partners representing decades of RV experience. We have a strong track record of creating and influencing some of the industry's most successful RV companies, including many of today's top-selling fifth wheel and travel trailer brands.

We've noticed a distinct shift in the RV industry in recent years and felt a sense of responsibility to our customers to re-ignite cutting-edge innovation and bring back customer-driven product designs that will raise the bar for everyone. More importantly, we saw a gradual decline in quality and

a skewed perception of what it means to take care of the customer. We are excited to prove to our customers that there is a better way. **We are passionate and committed to building high-quality RVs and servicing them like never before!** We encourage you to research us and Brinkley RV. The more you know about us, the more you'll see that we're building something different. We are relentless in our pursuit of the **ULTIMATE CUSTOMER EXPERIENCE!** We will never stop in our quest to be the best and most reputable RV manufacturer in the industry.

Thank you so much for learning more about Brinkley RV. We sincerely want to be spectacular and earn the strongest reputation in the industry. We will never quit pursuing the ultimate customer experience — **YOU HAVE OUR WORD!**

Model Ryan W. Bill F. L.
Ron Fennel



PRODUCT DESIGN

The owners of the company are responsible for product design. They are passionate about living the RV lifestyle and testing them firsthand in order to create phenomenal products. The look, the features, and the quality levels are all driven by the insights they have collected from speaking with customers, addressing problems, and using the RVs before bringing them to market. We like to live by the mentality, "When you live the lifestyle, you become the customer." **We started each product line by identifying all the issues that have plagued our industry for years and built the solutions into the design.** We challenged existing processes, materials, technology, and even our suppliers to deliver a better quality coach we could be proud of.






QUALITY

Everyone talks about quality, but it is incredibly disappointing what most of our industry is delivering. We are dedicated to producing the highest quality RVs. It begins with **intelligent designs** and a steadfast **commitment to quality** throughout the organization. However, it takes robust checkpoints to confirm that we deliver on our promise. In addition to production line checkpoint inspections, each and every Brinkley undergoes a vigorous off-road simulation and a battery of testing through our PDI process, covering over 500 items before your RV ships to the dealer. We have committed a tremendous amount of time and effort on the front end to **KEEP YOU CAMPING AND OUT OF THE SERVICE SHOP!**



TAKING CARE OF YOU, OUR CUSTOMER

We will do what is right! We strive for perfection, but unfortunately, problems will arise. When they do, **WE HAVE YOUR BACK** and will do what it takes to get you back on the road. We do this by supporting our dealers and working hand in hand with them regarding service to make it as seamless as possible. We are also committed to quickly and accurately expediting parts to ensure you get back on the road as soon as possible.



PRIVATE COMPANY

We have all worked for privately held and publicly traded companies, and there are certainly benefits to both. Today, almost every RV company is publicly traded. However, when you are developing your culture, responding quickly to the market, and making decisions that impact your customers, it is a huge advantage to be private, like Brinkley RV. Sometimes even well-intentioned public RV companies are under too much pressure to create short-term gains at the expense of long-term quality and creating customers for life!

AT BRINKLEY. WE DO THINGS DIFFERENT.

MODEL Z


WHETHER YOU'RE A WEEKEND CAMPER OR A FULL-TIME RVER, MODEL Z OFFERS FEATURES AND AMENITIES THAT WILL APPEAL TO ALL CAMPING ENTHUSIASTS.



For Pricing &
To Learn More



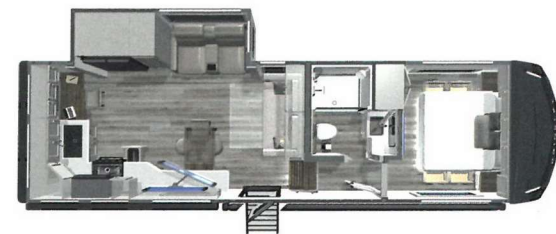
BrinkleyRV.com



MODEL Z 2680

UVW - 10,978 lbs.
GVWR - 13,995 lbs.
Hitch Weight - 1,952 lbs.
Exterior Length - 29' 11"

*Rear Kitchen, Desk Work Space,
Pull-Out Dining Table, Under-Bed
Storage Drawers, 12V Outdoor Fridge*



MODEL Z 2700

UVW - 11,462 lbs.
GVWR - 14,995 lbs.
Hitch Weight - 2,081 lbs.
Exterior Length - 29' 11"


*Large Rear Kitchen, L-Sofa, Sliding
Desk/Dining Table, Walk-Through Bath*



MODEL Z 2810

UVW - 11,894 lbs.
GVWR - 14,995 lbs.
Hitch Weight - 1,998 lbs.
Exterior Length - 34' 9"

*Private Rear Bunkhouse w/
Designated 2nd Entrance, Pull-Out
Dining Table, 12V Outdoor Fridge*



MODEL Z 2900

UVW - 11,985 lbs.
GVWR - 14,995 lbs.
Hitch Weight - 2,193 lbs
Exterior Length - 32' 11"

*Rear Living, Sliding Desk/Dining
Table, Walk-Through Bath*



MODEL Z 3100

UVW - 12,276 lbs.
GVWR - 15,495 lbs.
Hitch Weight - 2,298 lbs
Exterior Length - 34' 11"

*Rear Living, Sliding Desk/
Dining Table, Walk-In Closet*



MODEL Z 3110

UVW - 12,379 lbs.
GVWR - 15,495 lbs.
Hitch Weight - 2,331 lbs
Exterior Length - 34' 11"

*Bunkhouse, Trifold Sofa & Sofa
w/ 4 Recliners, Walk-Through Bath*



MODEL Z 3200

UVW - 12,476 lbs.
GVWR - 15,495 lbs.
Hitch Weight - 2,250 lbs
Exterior Length - 34' 11"

*Large Rear Kitchen, L-Sofa,
Sliding Desk/Dining Table,
Walk-Through Bath, King Bed*



MODEL Z 3210

UVW - 12,871 lbs.
GVWR - 15,995 lbs.
Hitch Weight - 2,331 lbs
Exterior Length - 34' 11"

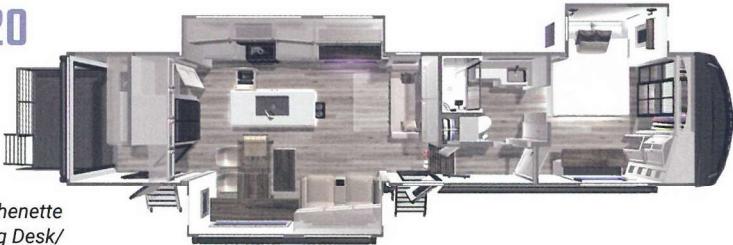
*Flex Space: Bunkroom, Office,
Laundry, Mudroom, Cargo &
Storage Room, Walk-Through Bath*



MODEL Z 3420

UVW - 14,794 lbs.
GVWR - 17,695 lbs.
Hitch Weight - 2,612 lbs.
Exterior Length - 39' 11"

*Rear Patio & Outdoor Kitchenette
w/ 12V Mini Fridge, Sliding Desk/
Dining Table*



MODEL Z 3515

UVW - 13,989 lbs.
GVWR - 17,495 lbs.
Hitch Weight - 2,607 lbs.
Exterior Length - 39' 11"

*Flex Space: Office, Butlers
Pantry, Laundry Room, Mudroom*



MODEL Z 3600

UVW - 13,998 lbs.
GVWR - 17,495 lbs.
Hitch Weight - 2,338 lbs.
Exterior Length - 38' 11"

*Dual Sink Bathroom, Large
Pass-Through Storage, King Bed
w/ Nightstands*



MODEL Z 3610

UVW - 14,859 lbs.
GVWR - 17,695 lbs.
Hitch Weight - 2,591 lbs.
Exterior Length - 41' 9"

*Bonus Room: Bunkhouse,
Office, 2nd Living, Flex Space; Rear
Living, Sliding Desk/Dining Table*



MODEL Z

PREMIUM EXTERIOR PACKAGE WITH FULL BODY PAINT

Automotive Domed Raised Logos & Lettering

Diamond Shield Protected Gooseneck

Custom Silk Screens on the Windows for an Uninterrupted
Exterior Design & Complete Visibility from the Inside of the Coach


Thicker Table Glass Gelcoat Throughout, Including
the Bag Doors & Entry Doors, 30% Thicker

Triple Clear Coated, Full Cut & Buffed

Mold & Mildew Resistant Azdel backer

All Components Warrantied for Full Body Paint



[illegible]

MODEL Z HOT FEATURES

Model Z HOT FEATURES															
CHASSIS	Commercial Grade H-Rated 16 Ply Tires w/ Banded Tire Pressure Monitoring & Wireless Display	•	•	•	•	•	•	•	•	•	•	•	•	•	•
	17.5" Custom Aluminum Luxury Wheels	•	•	•	•	•	•	•	•	•	•	•	•	•	•
	Monotube Chassis (Brinkley Spec & Certified)	•	•	•	•	•	•	•	•	•	•	•	•	•	•
	One-Touch Automatic 4-Point Leveling System	•	•	•	•	•	•	•	•	•	•	•	•	•	•
	One-Touch Automatic 6-Point Leveling System											•	•	•	•
	CURT Helux™ King Pin w/ Coil Spring/Shock-Absorber	•	•	•	•	•	•	•	•	•	•	•	•	•	•
	Gen-Y® Executive Gooseneck w/ SnapLatch Torsion Flex	•	•	•	•	•	•	•	•	•	•	•	•	•	•
	CURT Touring Coil Suspension w/ ABS Brakes & 7K Axels	•	•	•	•	•	•	•	•	•	•	•	•	•	•
	CURT Touring Coil Suspension w/ ABS Brakes & 8K Axels											•	•	•	•
	MAX-Vision™ Reverse Lighting System (Includes Backup Lights & Underbody Ground Lighting)	•	•	•	•	•	•	•	•	•	•	•	•	•	•
EXTERIOR & STORAGE	Dual Pane Euro Frameless Windows w/ Up To 6" Openings	•	•	•	•	•	•	•	•	•	•	•	•	•	•
	Premium Exterior Pkg w/ Full Body Paint (Silver/White/Gold)	•	•	•	•	•	•	•	•	•	•	•	•	•	•
	Rockford Stereo w/ Exterior Speaker	•	•	•	•	•	•	•	•	•	•	•	•	•	•
	Backup Camera w/ Observation/Security Mode	•	•	•	•	•	•	•	•	•	•	•	•	•	•
	Rear Storage Space w/ Motion Lighting & Power Outlets			•	•	•	•	•	•	•	•	•	•	•	•
	2x Below I-Beam Storage Compartments	•	•	•						•	•				
	Oversized Front Storage Compartment (Wide-Stance Jacks)	•	•	•	•	•	•	•	•	•	•	•	•	•	•
	Brinkley KeBloc Accessory Mounting Prep w/ 2 Blocks	•	•	•	•	•	•	•	•	•	•	•	•	•	•
	Pet & Property Security Campside Tie-Down	•	•	•	•	•	•	•	•	•	•	•	•	•	•
	Deluxe Entrance Door Package: 30"x76" Door, Keyless Entry, Integrated Window Shade, Screen Defender, Screen Shot Screen Door Opener, Screen Assist	•	•	•	•	•	•	•	•	•	•	•	•	•	•
SOLAR, ELECTRICAL, PLUMBING & HVAC	Campside Outdoor Kitchen Package: Exterior 12V Refrigerator, Storage Drawers, Work Surface	•		•										•	
	Exterior 12V Refrigerator	•		•										•	
	370 Watt Solar Panel (740 Watt Ready)	•	•	•	•	•	•	•	•	•	•	•	•	•	•
	50 Amp MPPT Solar Cont. (Inverter Prep & Lithium Ready)	•	•	•	•	•	•	•	•	•	•	•	•	•	•
	Pre-Wired For Up To 5.5k Generator	•	•	•	•	•	•	•	•	•	•	•	•	•	•
	18k BTU Rear Furrion Chill Cube Air Conditioner w/ Heat Pump (Main)	•	•	•	•	•	•	•	•	•	•	•	•	•	•
	13.5k BTU Front Air Conditioner w/ Heat Pump (Bed & Bath)	•	•	•	•	•	•	•	•	•	•	•	•	•	2x
	Thermaflex® No Kink No Tear Heat Ducts	•	•	•	•	•	•	•	•	•	•	•	•	•	•
	Wire Conduit for Aftermarket Upgrades	•	•	•	•	•	•	•	•	•	•	•	•	•	•
	Upgraded Holding Tanks w/ True Capacities	•	•	•	•	•	•	•	•	•	•	•	•	•	•
INTERIOR	Electric Waste Valves w/ Indicator Light & Manual-Override (Enclosed & Heated)	•	•	•	•	•	•	•	•	•	•	•	•	•	•
	65' Retractable City Water Hose	•	•	•	•	•	•	•	•	•	•	•	•	•	•
	Washer/Dryer Prep (Stackable or Combo)	•		•	•	•	•	•	•	•	•	•	•	•	•
	2x 30 lbs. LP/Propane Tanks (Fits 20 to 40 lbs. Bottles)	•	•	•	•	•	•	•	•	•	•	•	•	•	•
	Loomed, Labeled, & Color Coded Wiring Harness	•	•	•	•	•	•	•	•	•	•	•	•	•	•
	Brinkley CraftSense™ Wood Trim Construction	•	•	•	•	•	•	•	•	•	•	•	•	•	•
	Integrated Window Screens & Insulated Blackout Blinds	•	•	•	•	•	•	•	•	•	•	•	•	•	•
	Flush Floor Main Slide(s)	•	•	•	•	•	•	•	•	•	•	•	•	•	•
	Brinkley Z Dinesk™: Sliding Desk/Dining Table w/ Automatic Extending Leaves & Storage Drawer (4 Position)												•	•	•
	Sliding Dinesk™ Table w/ Storage Drawer (Seats up to 4)	•		•											
KITCHEN	Convertible Dining Table/L-Desk w/ 2x Leaves (Seats up to 4)		•									•	•		
	Desk w/ Storage Drawer & USB Charging Station	•													
	Cordless Vacuum Prep w/ Outlet			•	•	•	•					•	•	•	•
	79.5" Ceiling Height (Bedroom & Bathroom)	•	•	•	•	•	•	•	•	•	•	•	•	•	•
	Pet-Friendly Package: Exterior Pet & Property Security Tie-Down, Pull-Out Pet Feeder w/ Removable Bowls	•	•	•	•	•	•	•	•	•	•	•	•	•	•
	Premium Residential Soft Close Drawers w/ Dovetail Joints	•	•	•	•	•	•	•	•	•	•	•	•	•	•
	Pull-Out Trash Bin(s) & Stow 'N Go Paper Towel Caddy	•	•	•	•	•	•	•	•	•	•	•	•	•	•
	Fridge Accessible w/ Slides-In	•	•	•	•	•	•	•	•	•	•	•	•	•	•
	Pantry w/ Appliance Outlet	•	•	•	•	•	•	•	•	•	•	•	•	•	•
	Waterfall Island Flip-Up Countertop w/ ClearGo™ (Converts to Peninsula)	•									•	•			
BATH	One-Piece Steel Island Base w/ Indirect Mood Light		•		•	•	•	•	•	•	•	•	•	•	•
	Double Black Stainless Steel Sinks w/ Tuff Coat & Matching Solid Surface Sink Cover														•
	One-Piece 30"x42" Fiberglass Shower w/ Marine Lighting	•	•	•	•	•	•	•	•	•	•	•	•	•	•
	King Bed w/ Residential 9" Memory Foam Mattress (70"x80")										•	•	•	•	•
	Queen Bed w/ Residential 9" Memory Foam Mattress (60"x80") & Nightstands	•	•	•	•	•	•	•	•	•	•	•	•	•	•
	Dual Motion Activated LED Bed Lights	•	•	•	•	•	•	•	•	•	•	•	•	•	•
	Under-Bed Concealed Storage Compartment	•		•											
	Hidden Sliding Dresser Top Storage Compartment										•	•	•	•	•
	Outdoor Kitchen & Patio: Cabinet Storage, Solid Surface Countertop w/ Bar Sink, 50" Smart TV, Zero-Gravity Rear Patio, Residential Wire Patio Railing													•	
	FLEX SPACE	Bonus Room: Pull-Out Desk & Insert, 50" Smart TV, Sleeps up to 4, & Dedicated 13.5K AC w/ Heat Pump													
Bonus Room: Trifold Sofa w/ USB & Reclining Back															•
Rear Office: Butlers Pantry, Laundry, Mudroom w/ W/D Prep														•	
Stacked Rear Bunk Beds w/ Floor to Ceiling Storage Cabinet												•			
Rear Bunkhouse: Private Room w/ Happijac™ Top & Bottom Bunks, Removable TV, Cargo Tie-Down System, Washer/Dryer & Bike Rack Prep													•		
Rear Bunkhouse: Private Room w/ Triple Bunk Beds, Storage Cubby w/ Outlets & USB Charging Station				•											
Designed & Warrantied for Full-Time RVing		•	•	•	•	•	•	•	•	•	•	•	•	•	•
Low-Maintenance Roof		•	•	•	•	•	•	•	•	•	•	•	•	•	•
Brinkley Automotive Exterior Seals Pkg (3 Year Warranty)		•	•	•	•	•	•	•	•	•	•	•	•	•	•
Industry Best Insulation Package		•	•	•	•	•	•	•	•	•	•	•	•	•	•

MODEL G

THE BRINKLEY MODEL G LINE IS MUCH MORE THAN JUST A LUXURY FIFTH-WHEEL TOY HAULER! THE G LINE IS PACKED WITH INTELLIGENTLY DESIGNED FEATURES, AN AUTOMOTIVE EXTERIOR, AND A RESIDENTIAL INTERIOR THAT'S UNMATCHED.



For Pricing &
To Learn More



BrinkleyRV.com



3250, 3950 & 3970 Pull-Out
Pantry & Utility Closet



3250, 3950 & 3970 Residential Kitchen w/ Island




3250, 3950 & 3970 L-Sofa w/ 4 Recliners



MODEL G 3250

UVW - 17,300 lbs.
GVWR - 22,000 lbs.
Hitch Weight - 3,150 lbs.
Exterior Length - 37' 11"

- ✓ 6' 6" Outdoor Kitchen/Office
- ✓ Adj. Height Desk
- ✓ Pass-Through Window



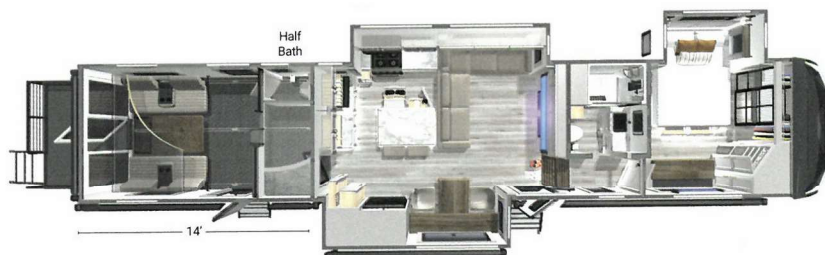
L-SOFA & UTILITY CLOSET

- ✓ L-Sofa w/ 4 Recliners
- ✓ Premium Residential Kitchen
- ✓ Pull-Out Pantry
- ✓ Pull-Out Utility Closet
- ✓ Convertible Dining/L-Desk
- ✓ 65" Smart TV
- ✓ Pull-Out Linen Closet
- ✓ One-Piece Fiberglass Shower
- ✓ King Bed (Queen Optional)
- ✓ Dimmable Bedroom Lighting
- ✓ Walk-In Closet
- ✓ Washer Dryer Prep
- ✓ Under-Bed Storage Drawers
- ✓ Residential Style Dresser

MODEL G 3950

UVW - 18,700 lbs.
GVWR - 23,000 lbs.
Hitch Weight - 3,450 lbs.
Exterior Length - 45' 5"

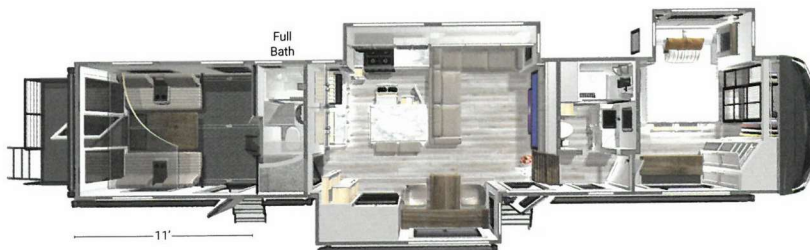
- ✓ 14' Garage Flex Space
- ✓ Max-Space™ Half Bath w/ Fold-Away Walls & Sink



MODEL G 3970

UVW - 18,700 lbs.
GVWR - 23,000 lbs.
Hitch Weight - 3,450 lbs.
Exterior Length - 45' 5"

- ✓ 11' Garage Flex Space
- ✓ 2nd Full Bath





3520 & 4120 Residential Kitchen w/ Waterfall Flip-Up Countertop



4100 & 4170 Residential Kitchen w/ Dual Waterfall Island



4150 & 4155 Residential Kitchen



3520 & 4120 Sofa w/ Recliners



3520 & 4120 Pull-Out Pantry



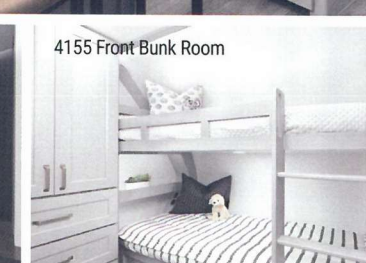
Pull-Down Utensil Tray



Brinkley G Dinesk™: Convertible Dining Table/L-Desk



4150 Front Office



4155 Front Bunk Room

MODEL G 3520

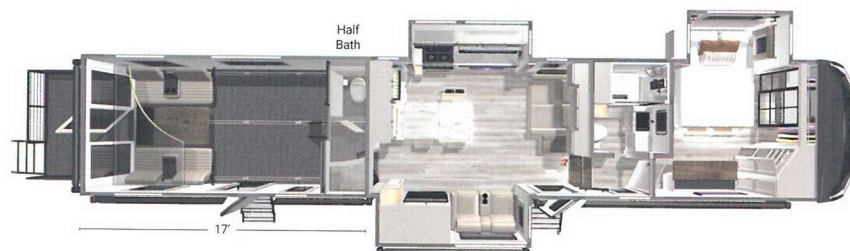
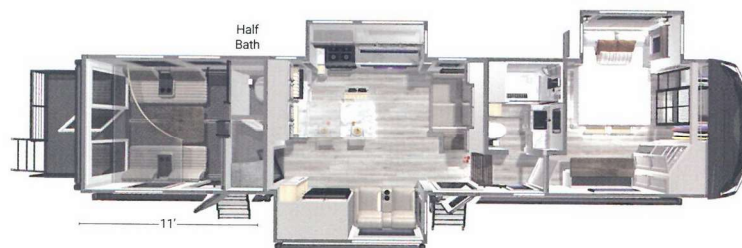
UVW - 17,500 lbs.
GVWR - 22,000 lbs.
Hitch Weight - 3,150 lbs.
Exterior Length - 40' 3"

- ✓ 11' Garage Flex Space
- ✓ Max-Space™ Half Bath w/ Fold-Away Walls & Sink

MODEL G 4120

UVW - 18,500 lbs.
GVWR - 23,000 lbs.
Hitch Weight - 3,500 lbs.
Exterior Length - 46' 3"

- ✓ 17' Garage Flex Space
- ✓ Max-Space™ Half Bath w/ Fold-Away Walls & Sink



FAMILY LIVING & PENINSULA ISLAND

- ✓ Flip-Up Waterfall Kitchen Island
- ✓ Pull-Out Pantry
- ✓ Theater Sofas w/ 4 Recliners
- ✓ 50" Smart TV/Televator
- ✓ Pull-Out Linen Closet
- ✓ One-Piece Fiberglass Shower
- ✓ King Bed (Queen Optional)
- ✓ Dimmable Bedroom Lighting
- ✓ Walk-In Closet
- ✓ Washer Dryer Prep
- ✓ Under-Bed Storage Drawers
- ✓ Residential Style Dresser

MODEL G 4100

UVW - 18,600 lbs.
GVWR - 23,000 lbs.
Hitch Weight - 3,450 lbs.
Exterior Length - 45' 11"


- ✓ 12' 6" Garage Flex Space
- ✓ Max-Space™ Half Bath w/ Fold-Away Walls & Sink



MODEL G 4170

UVW - 19,100 lbs.
GVWR - 23,000 lbs.
Hitch Weight - 3,300 lbs.
Exterior Length - 46' 11"

- ✓ 10' 6" Garage Flex Space
- ✓ 2nd Full Bath



L-SOFA & PRIVATE FRONT ROOM

- ✓ L-Sofa w/ 4 Recliners
- ✓ Premium Residential Kitchen
- ✓ Pull-Out Pantry
- ✓ Convertible Dining/L-Desk
- ✓ 65" Smart TV
- ✓ Pull-Out Linen Closet
- ✓ One-Piece Fiberglass Shower
- ✓ King Bed (Queen Optional)
- ✓ Dimmable Bedroom Lighting
- ✓ Walk-In Closet
- ✓ Washer Dryer Prep
- ✓ Under-Bed Storage Drawers
- ✓ Residential Style Dresser



FAMILY LIVING & DINESK

- ✓ Theater Sofas w/ 4 Recliners
- ✓ Premium Residential Kitchen
- ✓ Pull-Out Pantry
- ✓ Convertible Dining/L-Desk
- ✓ 50" Smart TV/Televator
- ✓ Pull-Out Linen Closet
- ✓ One-Piece Fiberglass Shower
- ✓ King Bed (Queen Optional)
- ✓ Dimmable Bedroom Lighting
- ✓ Walk-In Closet
- ✓ Washer Dryer Prep
- ✓ Under-Bed Storage Drawers
- ✓ Residential Style Dresser

MODEL G 4150

UVW - 18,600 lbs.
GVWR - 23,000 lbs.
Hitch Weight - 3,600 lbs.
Exterior Length - 46' 5"

- ✓ Private Front Office w/ Electric Adjustable Height Desk, Display Shelves & Hidden Storage

MODEL G 4155

UVW - 18,600 lbs.
GVWR - 23,000 lbs.
Hitch Weight - 3,600 lbs.
Exterior Length - 46' 5"

- ✓ Private Front Bunkroom w/ 2 Bunks & Floor to Ceiling Wardrobe

EXTERIOR & STORAGE

RUNNING GEAR & TOWING

ELECTRONICS & POWER

INTERIOR

KITCHEN & DINING

BEDROOM

GARAGE. FLEX SPACE.

CONSTRUCTION



3500 11' Garage Flex Space

3500 11' Garage

MODEL Gx TOY HAULERS WITH MANY OF THE SAME AMENITIES YOU LOVE IN OUR MODEL G LINE.

- ✓ Sleek & Clean Styling w/ Automotive-Grade Exterior Graphics
- ✓ Brinkley Automotive Exterior Seals Package
- ✓ Heated & Enclosed Underbelly (Circulated Forced Air)
- ✓ Brinkley Firefly Smart-Command™ Center
- ✓ Impact Guard Fiber-Reinforced Poly Roof
- ✓ Hydraulic Disc Brakes
- ✓ Integrated Front Cap & Midship Turn Signals
- ✓ 200 Ah of Lithium Batteries (Self-Heating)
- ✓ 60 Gallon Fuel Station w/ Pump for Generator/Fuel Pump (2x 30 Tanks)
- ✓ Brass Plumbing Fittings
- ✓ Pre-Engineered & Assembled Wiring Harnesses, Loomed, Labeled, & Color Coded for Easy Serviceability
- ✓ Washer/Dryer Prep
- ✓ Electric Waste Valves w/ Indicator Light & Manual-Override (Enclosed & Heated)

NEW

MODEL Gx 3500

UVW - 15,400 lbs.
GVWR - 19,250 lbs.
Hitch Weight - 3,200 lbs.
Exterior Length - 40' 2"
Axle - Tandem

- ✓ 11' Garage Flex Space
- ✓ 2nd Half Bath



NEW

MODEL Gx 4000

UVW - TBD lbs.
GVWR - TBD lbs.
Hitch Weight - TBD lbs.
Exterior Length - 45' 2"
Axle - Triple

- ✓ 17' Garage Flex Space
- ✓ 2nd Half Bath



Feature	Model Gx	Model G
Suspension	Leaf Springs	Leaf Springs + Sumo Springs (IS Option)
Reverse Lighting System	MAX-Vision™ (Tail, Ground, Patio, & Awnings) Not Bumper	MAX-Vision™ (Tail, Bumper, Ground, Patio & Awnings) Flood
Camera System w/ Monitor	Back-Up & Cargo Prep	Back-Up, Side & Cargo Prep
Underbelly & Front Cap Lights	White	RGBW
Exterior Cargo Compartments	Basement	Basement w/ Cargo Divers + 3x Slide-Tray Drawers & Clear2Go™ Baggage Door Safety System
Basement & Exterior 110v Power	3x Outlets	2x Outlets + 45' Reel
Air Compressor & Retractable Hose	n/a	Standard
Exterior Drawer Fridge & Freezer	n/a	Standard
Rockford Fosgate Premium Audio Package w/ 10" Exterior Subwoofer	1x Control Panel & 10" Interior Sub	3x Control Panels & 12" Interior Sub & Patio Speakers
50-Amp Power Cord (50 ft.)	Cord	Power Reel
Solar Panels	400w Total (2x 200w)	800w Total (4x 200w)
Victron Systems & Energy Management	Multiplus II & 50-Amp Solar Controller	Multiplus II & 50-Amp Solar Controller + Orion DC to DC 30-Amp Charger, Cerbo Hub, & Southwire Transfer
Interior Lighting w/ App Control	Dimmable	Dimmable + Island Bar & Pendant
Kitchen Island	Eat-In with Dual Trash	Eat-In with Dual Trash, Cutting Board, & Magnetic Pet Tray
GE Profile Appliances	Fridge, Microwave, & Oven	Fridge, Convection Microwave, & Oven
Water Filtration System	1 Stage + Fridge	3 Stage + Fridge
Pantry	Shelves w/ Pull Out Drawers	Pull-Out w/ Adj. Shelves & Drawers*
Pull-Down Kitchen Trays	Utensil	Utensil & Knife Rack
Pull-Out Spice Rack	N/A	Standard
Bathroom Linen Closet & Trash	Shelves	Pull-Out
Under-Bed Storage	Large Chest	Chest + 4x Drawers
Garage Cargo	Adjustable Tie-Downs	Adjustable Tie-Downs + Dovetail Storage Box & Folding Table
Garage/Patio TV	Prep	43" Smart TV

MODEL G & Gx

PREMIUM EXTERIOR PACKAGE WITH FULL BODY PAINT


- ✓ Automotive Domed Raised Logos & Lettering
- ✓ Diamond Shield Protected Gooseneck
- ✓ Painted Slide-Out End Walls Achieve a Polished Look When the Slides Are Out
- ✓ Custom Silk Screens on the Windows for an Uninterrupted Exterior Design & Complete Visibility from the Inside of the Coach
- ✓ Thicker Table Glass Gelcoat Throughout, Including the Ramp Door, Bag Doors, & Entry Doors, 30% Thicker
- ✓ Triple Clear Coated, Full Cut & Buffed
- ✓ Mold & Mildew Resistant Azdel backer
- ✓ All Components Warrantied for Full Body Paint



White & Black



Metallic




Silver & Black



Gold & Black


Model Z Touring Coil Suspension (TCS)



Model Z & G Pet Feeder w/
Removable Bowls



Model G Slide-Tra
Storage Drawer




Premium Drawers w/ Dovetail Joints



Square Euro Frameless
Windows w/ up to 6" Openings



Tip-To-Clean Entry Step
& Telescoping Entry Grab Handle



Brinkley On-Camper Sewer Line & Water





Model G Disc Brakes + Optional MORryde Independent Suspension



Optional on Model Z & G
Gen-Y® Executive Gooseneck



Model Z CURT Helux™ King Pin w/ Coil Spring



Model G Island Top w/ Beveled Edge
& Spill Guard (3250, 3950, 3970, 4150)



QUALITY & CONSTRUCTION YOU CAN COUNT ON

- 1-Year Bumper-to-Bumper Transferable Warranty
- 3-Year Structural Warranty
- Warrantied for Full Time RVing
- 1-Year No Questions & 5-Year Limited Tire Warranty
- 20-Year Roof Membrane Warranty & 25-Year Seal Warranty
- Complimentary 24/7 Roadside Assistance (12 Months)
- Brass Plumbing Fittings & Water Shutoff Valves on ALL Fixtures
- Brinkley Automotive-Grade Seals Package
- 3-Year Limited Internal Seals & Gasket Warranty
- Low-Maintenance Roof
- Reinforced & Walkable Slide Roofs
- Pre-Engineered & Assembled Wiring Harnesses, Loomed, Labeled, & Color Coded for Easy Serviceability + Roof-to-Basement Conduit
- Industry Best Insulation Package + Insulated & Trimmed Pinbox
- Industry Leading Pre-Delivery Tests:
 - 350+ Point Inspection & Testing
 - Road Simulation Tested (Industry Exclusive)
 - Complete Unit Pressure Test (Seals, Gaskets, Slideout, Etc.)
 - Performed on Every Coach Every Time
- Industry's Best Customer Care Team with a "Make it Right" Attitude
- Owners Hub Featuring Model Specific How To Videos

EXPLORE
THE LINE-UP



MODEL I & Ix

PREMIUM LIGHTWEIGHT TRAVEL TRAILERS

Brinkley's Model I and Ix lines bring the signature Brinkley experience to customers with smaller tow vehicles—opening up exciting new opportunities in the luxury lightweight market. From the Model Ix to the Model G, Brinkley's DNA is unmistakable, with a residential feel and meticulous attention to every detail.



MODEL Z AIR

PREMIUM LUXURY TRAVEL TRAILERS

Whether you're a weekend camper or a full-time RVer, the Z AIR is designed to impress. With features and amenities that appeal to every kind of camping enthusiast, it sets a new standard in its category. The Z AIR combines unmatched fit and finish with high-end features rarely seen in travel trailers—delivering a premium experience.



MODEL Z

LUXURY MID-SIZED FIFTH WHEELS

The Brinkley Model Z – Mid-Sized Luxury Fifth Wheel is in a class of its own. Its automotive exterior and residential interior deliver a no-compromise blend of style and comfort. Transforming the RV ownership experience, the Model Z makes every journey feel like home.



MODEL G & Gx

LUXURY FIFTH WHEEL TOY HAULERS

Developed & tested by RVers to create a Toy Hauler Without Compromise. The G line is packed with intelligently designed features, an automotive exterior, and a true residential interior that's unmatched. No matter what your adventure, Model G and Gx give you the space and capacity to explore it.

121025

BRINKLEY

1655 Brinkley Way East, Goshen, IN 46528 | BrinkleyRV.com

(888)502-3460 | Sales (574)501-4285 | Brinkley Care (574)501-4280



For Pricing &
To Learn More



BrinkleyRV.com