

adventure, inspired by

AIRSTREAM

Interstate and Interstate EXT



adventure, inspired by

AIRSTREAM

Roll with the best...
Airstream® and Mercedes-Benz.®

Airstream & Mercedes-Benz

Experience the legends of Airstream® and Mercedes-Benz®.

The road is calling. Are you ready to roll?

Founded in 1931, Airstream is truly an American icon. With a sterling reputation, built on a foundation of unique designs, futuristic innovations and dependable durability, Airstream has been inspiring adventures for over 80 years.

Since its inception in 1886, Mercedes-Benz has also been renowned and synonymous with unmatched automotive luxury, performance and advanced technologies.

It's no surprise, when these two world-class companies rallied together to create the Airstream Interstate, it made perfect sense. By pairing sleek, Airstream styling with the precision engineering of the Mercedes-Benz Sprinter, the result is a seamless expression of power, opulence, comfort and reliability: the Airstream Interstate.

If you're ready to experience your next adventure on a purely luxurious level, roll with the best. **Airstream and Mercedes-Benz.**



"Every now and then, somebody comes up with a no-brainer. Such was the case when the think tank gurus at Airstream and Mercedes-Benz put their heads together to create the Airstream Interstate Touring Coach."

Lake Michigan Shore Style & Culture magazine

adventure, inspired by
AIRSTREAM



Interstate featured in Arctic White exterior

Number One

The Airstream Interstate arrives as the Number One selling B Van model in the U.S.* for a reason . . . we listen intently and then create the incredible.

Best in Class

- Best in Class Design
- Best in Class Quality
- Best in Class Innovation
- Best in Class Craftsmanship
- Best in Class Safety Features
- Best in Class Chassis Upgrades
- Best in Class Premium Features
- Best in Class Integrated Systems

*Based on 2011 and 2012 (Jan-Oct) all Class B Registration Report by Statistical Surveys, Inc. Grand Rapids, MI 49508

Lifestyle



The search for new adventures has never been easier, greener, safer, or bolder!

No matter how far you travel, the Interstate and Interstate EXT surrounds you with all the amenities and comforts of home while providing exceptional fuel economy and delivering flexibility and fun ... all while turning heads and traveling in style!

Outstanding car like handling, performance and safety features that make driving smooth, easy, and safe.

- ✓ MPG: 18+ Estimated Highway
- ✓ Towing: up to 5,000 - 6,400 pounds
- ✓ Safety: Adaptive Electronic Stability Program, 6 Air Bags, plus numerous other safety features

Incredible on-board accommodations and systems that provide the freedom to go and enjoy.

- | | |
|-----------------|---------------------|
| ✓ Seating | ✓ Multimedia |
| ✓ Bathroom | ✓ Sleeping Quarters |
| ✓ Galley | ✓ Systems |
| ✓ Entertainment | |

Long-term financing and tax write off (must qualify).

- ✓ Financing up to 20 years (check with your local Airstream dealer or finance source)
- ✓ 100% interest write off as a second home (check with your accountant or tax advisor)



Top research and development.

Airstream continues to innovate and lead through research and development. New features and functions are based on direct feedback from Airstream Interstate and Interstate EXT owners.

Top ways owners utilize and enjoy their Interstate and Interstate EXT.

- Visit family and friends
- Roam the country including national parks and vacation destinations
- Travel to sporting events, concerts, races, shows, festivals,...
- Take along family, friends, and pets that require onboard accommodations and facilities
- Travel between multiple homes or business locations
- Attend meetings, tradeshow & remote job sites. Provide product presentations, mobile marketing, ...

Top reasons why owners purchased the Interstate and Interstate EXT.

- Brand** Airstream and Mercedes-Benz have a long history for being the "Best of the Best".
- Design** Appropriate combination of various design elements that are very sleek while also being very functional.
- Quality** Airstream and Mercedes-Benz have long standing reputations of building the highest quality products.
- Support** Peace of mind in knowing you are supported by two premier companies with coast-to-coast dealer networks.
- Value** The right price/value relationship delivered by an outstanding product that retains great resale value.

Exterior



Turn heads. Take charge. Go bold.

Stand apart from the crowd in sleek, sophisticated and stunning style.



Interstate featured in Arctic White exterior



Interstate EXT featured in Jet Black



Interstate featured in Brilliant Silver Metallic exterior

adventure, inspired by

AIRSTREAM

Exquisite exterior styling and design that offers beautiful body lines, superior stance – and uncompromising presence on the road.

Choose from three sophisticated exterior colors and two different lengths:

- Jet Black, Brilliant Silver Metallic and Arctic White
- Interstate 23' 1" and Interstate EXT 24' 4.5"

Other outstanding features include:

- Alcoa® Forged Aluminum Wheels
- Full Body Trim and Chrome Package
- Power Awning
- Power Entry Step (Sliding Door)

... for a complete list see page 15.

COLOR OPTIONS


Exterior Colors



Jet Black



Brilliant Silver Metallic



Arctic White



Interstate EXT featured in Jet Black exterior

Interior



Take to the road in comfort and style.

Step in and surround yourself with bold, beautiful, contemporary design. Talk about a soft touch — luxuriously appointed with a variety of stunning colors, finishes, and fabrics.



Light Camel Interior with Cream Ultraleather®



Light Camel Interior with Black Ultraleather®

Your options abound. Choose the seating, socializing and sleeping arrangement that best fits your individual preference.


A total of 7 different floor plans are available including 5 for the Interstate and 2 for the Interstate EXT.

Premium features include:

- Ultraleather® Seating
- Corian® Countertops
- High Gloss Laminated Cabinetry
- Aluminum Ceiling, Accents, and Trim
- Adjustable LED Lighting
- Entertainment System

... for a complete list see page 15.

adventure, inspired by
AIRSTREAM



COLOR OPTIONS

Onyx Interior Décor



Cream Ultraleather®

Seating



Black Ultraleather®

Optional Seating



Flooring



Cabinetry



Countertop

Light Camel Interior Décor



Cream Ultraleather®

Seating



Black Ultraleather®

Optional Seating



Flooring



Cabinetry



Countertop

Safety and Systems

Superior Safety and Systems

Beyond the sleek, streamlined body and sumptuous interiors, you'll find superior engineering and technological excellence.

The Mercedes-Benz Sprinter chassis is built to Airstream's unique specifications to deliver the most highly advanced, state-of-the-art systems on the road today. For safety, performance, unsurpassed quality and unbeatable durability, the Airstream Interstate is second to none. Those who roll with the best, roll with the Interstate.

Safety System

- Advanced safety systems are integrated throughout the Interstate. These include state-of-the-art Mercedes-Benz Adaptive ESP® (Electronic Stability Program), which combines eight individual onboard systems into one smart, superior safety system. It greatly reduces the dangers of skidding, sliding sideways, brake locking, rollover and loss of traction. Additional safety features include: driver and passenger air bags, three-point seat belts with belt tensioners for all captain's chairs, hands-free phone conversations, navigation assistance

and rear view camera monitor. Whether you're driving, maneuvering, reversing or towing, you'll feel confident and in control.

- Onboard Safety Systems keep things safe and sound including a First Aid Kit, LP Gas Detector, Smoke and CO Alarm and Fire Extinguisher.

Powertrain System

- Mercedes-Benz V6 3.0L Turbo Diesel engine delivers quick acceleration, outstanding torque, exceptional fuel mileage (18+ MPG) and legendary reliability. BlueTEC SCR technology complies with strict emission standards and delivers one of the cleanest engines in the world. An enhanced 5-speed automatic transmission, featuring Start-off Assist is also included.

Chassis System

- Mercedes-Benz 3500 Chassis provides maximum strength and durability while delivering amazing car-like handling with independent front suspension. Reinforced leaf springs, rack and pinion steering, four wheel disc brakes, premium all-season tires and Alcoa® aluminum wheels are also standard.

Towing System

- Mercedes-Benz tow package allows for a heavy-duty towing capacity of up to 6,400 pounds. It also includes seven-pin trailer wiring and is pre-wired for a brake controller.
- Mercedes-Benz ESP Trailer Stability Assist enhances driving safety when towing a trailer.

Navigation System

- Innovation abounds with the latest in-dash, multimedia technology. We've included the world's leading GPS navigation system with voice guidance, traffic data, lane assist for upcoming intersections, speed limit notification and over six million points of interest. The system also includes an ecoRoute® function that will automatically search for the most fuel-efficient routes.

Maintenance System

- Mercedes-Benz Active Service System (ASSYST) is an onboard maintenance system that monitors usage and provides recommended service intervals. Maintenance intervals can be extended up to 10,000 miles or two years depending on usage, which can also help reduce maintenance and repair expenses.

Electrical System

- The highly advanced electrical system is both easy and safe to use. It allows you to hook-up to 30 amp shore power or to engage the onboard power plant system, which includes a 2.5kW Onan® generator, two 12-volt deep cycle, maintenance-free Absorbed Glass Mat (AGM) batteries, 750 watt inverter/45 amp multi-stage charger, heavy duty 110V landline connection, 220 amp heavy duty alternator, and optional 50 watt solar panel. Highly efficient LED technology is integrated throughout the coach, for significant energy savings.
- The Energy Management System (EMS) simplifies the process by automatically monitoring and managing the 110 volt electrical appliances and system.



Interstate EXT
featured in Brilliant Silver Metallic exterior

Plumbing System

- This well-designed and well-built plumbing system consists of high-grade materials and components, including Atwood® XT combination gas/electric hot water heater with aluminum tank, electronic direct spark ignition, 50 PSI Flo-jet water pump, automatic heated tanks, probe-less tank sensors, inline water filter, water flex lines, water pressure regulator, low-point drain valves, HEPVO waterless waste valves, premium faucets, RV360 roof-mounted vent caps, macerator waste pump and termination valve, power retractable waste hose reel and electric dump valve.

Construction System

- Extreme engineering and design goes into the building and construction, including a unique, highly advanced, seven-layer composite flooring system that's 1.5 inches thick and provides superior strength and durability. The flooring also offers a high R factor, isolation from road noise and resistance to expansion and contraction. R7 fiberglass insulation throughout the main cabin helps keep the inside of the coach comfortable and quiet. Beautifully curved, high-gloss, laminated cabinetry has been constructed with artful, high-quality craftsmanship. The premium flush-mounted release buttons and heavy-duty solid hardware hinges provide solid-shut cabinets and rattle-free traveling. Other premium materials include Airstream signature aluminum ceilings and extruded aluminum under-cabinet molding.

Entertainment System

- Pure entertainment pleasure is integrated throughout the cabin with the latest and greatest technology. The in-dash experience includes a multimedia, seven inch touch-screen system, featuring remote control, Sirius® Satellite Radio, AM/FM/CD/DVD/Navigation, Pandora® Internet Radio connectivity and iPod video direct cable compatibility (with iPod®, iPhone® and iPad®. Bluetooth® technology) allows for safe, hands-free calling, along with the ability to listen to music wirelessly from Bluetooth® devices. The in-cabin entertainment experience also offers super-slim LED wide-screen, high definition TV and DVD combination with Dolby® Digital Theater System and remote control. TV can be viewed while stationary or in-motion via the omnidirectional antenna. Please consult your Airstream dealer for additional information regarding cable or satellite TV options.



Floorplans

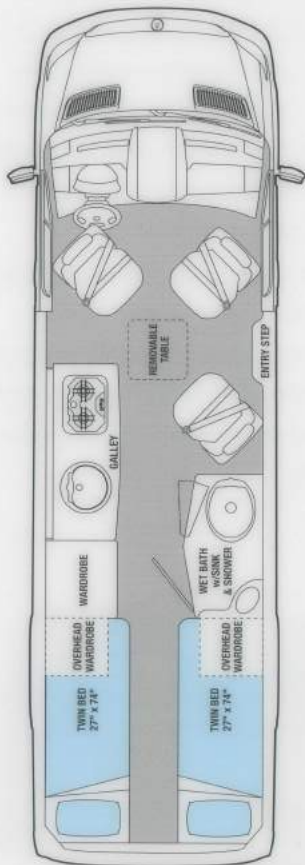
Interstate

Twin Series

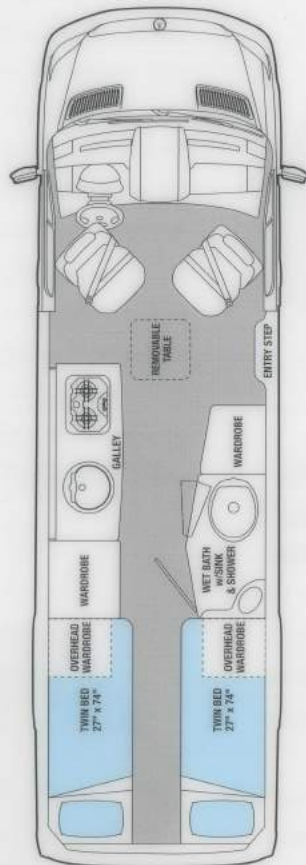
The Twin Series is designed for 2-3 people and places a premium on fixed sleeping quarters, extra storage, great social space and large galley area

Lounge Series

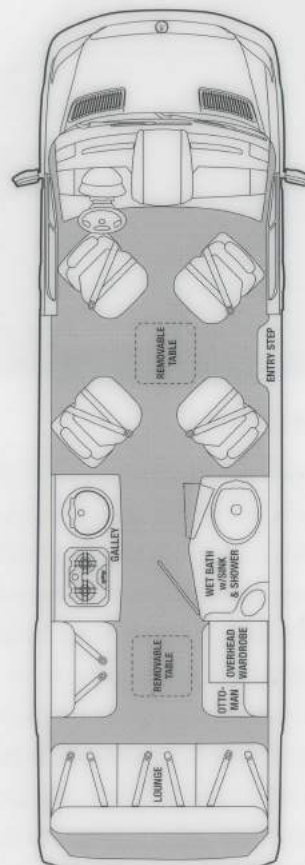
The Lounge Series is designed with a tremendous amount of flexibility for carrying 6-9 people, storage solutions and sleeping accommodations.



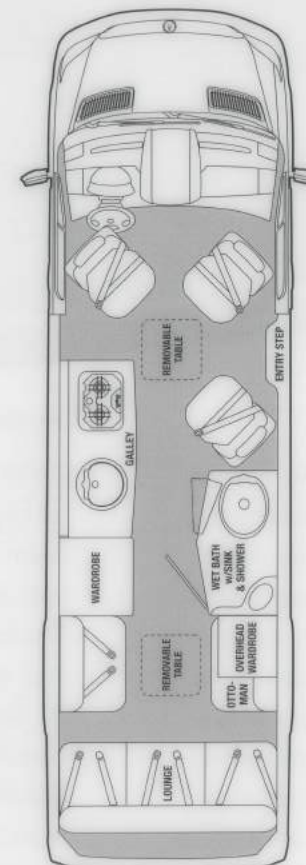
Twin
Seats: 3
Sleeps: 2
TV: Rear (Front Option)



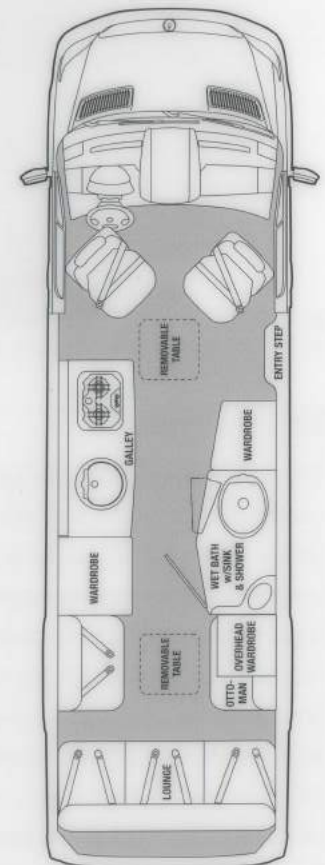
Twin Dual Wardrobe
Seats: 2
Sleeps: 2
TV: Rear Only



Lounge
Seats: 8
Sleeps: 2
TV: Front (Rear Option)



Lounge Wardrobe
Seats: 7
Sleeps: 2
TV: Rear (Front Option)



Lounge Dual Wardrobe
Seats: 6
Sleeps: 2
TV: Rear Only

Interstate EXT

Lounge EXT Series

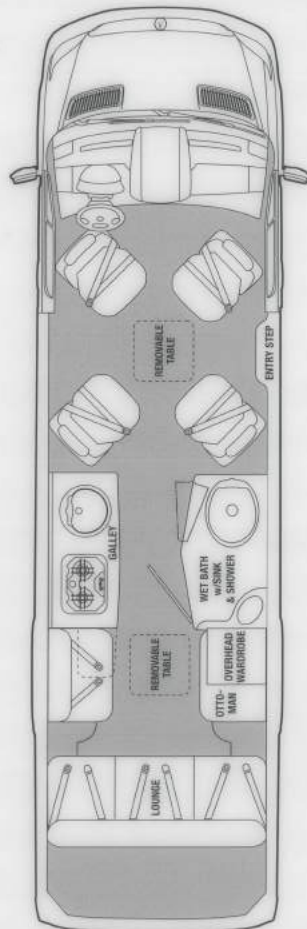
and has great social spaces,

The Lounge EXT Series has all the same benefits as the Lounge Series including the ability to carry 7-9 people. The EXT also has over 30 cubic feet of additional storage and a larger bed.

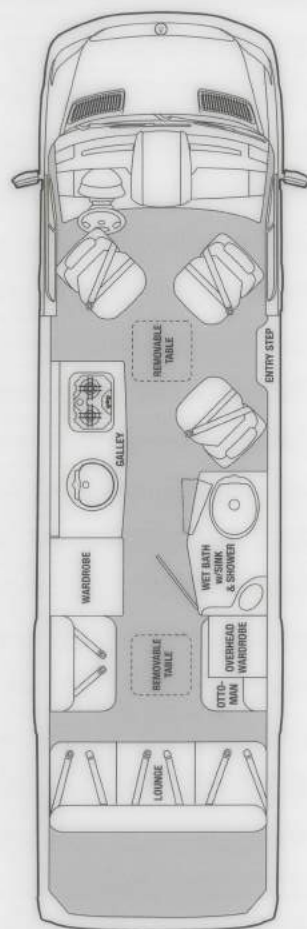


Lounge Series
 Additional
 Seat Option

Lounge Series
 Sleeping Quarters



Lounge EXT
 Seats: 8
 Sleeps: 2
 TV: Front (Rear Option)



Lounge EXT Wardrobe
 Seats: 7
 Sleeps: 2
 TV: Front (Rear Option)



Lounge EXT Series
 Additional
 Seat Option



Lounge EXT Series
 Sleeping Quarters

Specifications

INTERSTATE

INTERSTATE EXT

	Mercedes-Benz Sprinter 3500 Mercedes-Benz 3.0L V6 Turbo Diesel Blue TEC SCR Technology 50 State - EPA/CARB Standards	Mercedes-Benz Sprinter 3500 Mercedes-Benz 3.0L V6 Turbo Diesel Blue TEC SCR Technology 50 State - EPA/CARB Standards
CHASSIS	Mercedes-Benz Sprinter 3500	Mercedes-Benz Sprinter 3500
ENGINE	Mercedes-Benz 3.0L V6 Turbo Diesel	Mercedes-Benz 3.0L V6 Turbo Diesel
EMISSIONS	Blue TEC SCR Technology 50 State - EPA/CARB Standards	Blue TEC SCR Technology 50 State - EPA/CARB Standards
HORSEPOWER/TORQUE	188 HP/325 lbs torque	188 HP/325 lbs torque
TRANSMISSION	5 Speed Automatic	5 Speed Automatic
AXLE RATIO	4.182	4.182
WHEELBASE	170"	170"
MPG*	18+ Estimated Highway	18+ Estimated Highway
EXTERIOR OVERALL LENGTH •	23' 1"	24' 4 1/2"
EXTERIOR OVERALL HEIGHT	9' 8" (including A/C)	9' 8" (including A/C)
EXTERIOR OVERALL WIDTH	6' 7.7"	6' 7.7"
INTERIOR HEIGHT	6' 2.25"	6' 2.25"
INTERIOR WIDTH	5' 10"	5' 10"
GVWR	11,030 lbs	11,030 lbs
GCWR	15,250 lbs	15,250 lbs
UBW (LOUNGE SERIES) •	8,860 lbs	9,087 lbs
UBW (TWIN SERIES) •	8,744 lbs	N/A
OCCC (LOUNGE SERIES) •	2,286 lbs	1,943 lbs
OCCC (TWIN SERIES) •	2,515 lbs	N/A
TOW CAPACITY** •	up to 6,400 lbs	up to 5,000 lbs
FUEL TANK	26.4 Gallons	26.4 Gallons
FRESH WATER CAPACITY	32 Gallons	32 Gallons
GREY TANK	27 Gallons	27 Gallons
BLACK TANK	15 Gallons	15 Gallons
LPG	18.9 Gallons	18.9 Gallons
WATER HEATER (COMBINATION ELECTRIC & LP)	6 Gallons (output of 9 gallons)	6 Gallons (output of 9 gallons)
AIR CONDITIONER	13,500 BTU	13,500 BTU
FURNACE	16,000 BTU	16,000 BTU
REFRIGERATOR (12 VOLT & 110 VOLT)	3.1 Cubic Feet	3.1 Cubic Feet
MICROWAVE (CONVECTION)	1.2 Cubic Feet	1.2 Cubic Feet
COOKTOP	2 Burner	2 Burner
GENERATOR (LPG)	2.5kW	2.5kW
BATTERIES (Coach)	(2) Deep Cycle Maintenance Free Group 24 AGM	(2) Deep Cycle Maintenance Free Group 24 AGM
CONVERTER/INVERTER	45 Amp Multi-stage Charger, 750 Watt Inverter	45 Amp Multi-stage Charger, 750 Watt Inverter
SHORE POWER	30 Amp/110 Volt Service	30 Amp/110 Volt Service
FRONT & REAR PARKING SENSORS •	N/A	Standard
BED SIZE (LOUNGE SERIES) •	69" X 74"	69" X 82"
BED SIZE (TWIN SERIES) •	27" x 74"	N/A
REAR HIDDEN STORAGE COMPARTMENT •	N/A	Standard
30 CUBIC FEET OF ADDITIONAL REAR STORAGE •	N/A	Standard
GOLF BAG STORAGE •	N/A	Option
AIRSTREAM WARRANTY***	3 Years/36,000 Miles	3 Years/36,000 Miles
MERCEDES-BENZ WARRANTY***	3 Years/36,000 Miles	3 Years/36,000 Miles
MERCEDES-BENZ ENGINE WARRANTY***	5 Years/100,000 Miles	5 Years/100,000 Miles

• Denotes differences between Interstate and Interstate EXT

* Actual mileage may vary due to load, driving style, and overall conditions.

** Typical tow capacity will range from 4,200-6,400 lbs. dependant upon build spec and intended vehicle loading with people, cargo, and fluids

*** New Vehicle Limited Warranty. Individual components may vary. See Owners Manual for specific warranty coverage and information.

TECHNICAL SPECIFICATIONS

Safety

Adaptive ESP (Electronic Stability Program)	STD
Front Driver/Passenger Airbags	STD
Front Driver/Passenger Thorax Airbags *	STD
Front Driver/Passenger Side Airbags *	STD
Front & Rear Parking Sensors (EXT Only) *	STD
Multi-Functional Smart Steering Wheel *	STD
Automatic Headlamp On & Off (senses light & rain) *	STD
Automatic Rain Sensing Wipers (optimal wiping interval) *	STD
Rear View Camera Monitor (on all the time) *	STD
Portable Air Compressor and Tire Sealant *	STD
First Aid Kit *	STD
Emergency Road Hazard Warning Lamp & Flash Light *	STD
LP Gas Detector	STD
Smoke & CO Alarm	STD
Fire Extinguisher	STD

Components and Systems

Heavy Duty Springs, Shocks, Stabilizers *	STD
Heavy Duty 220 Amp Alternator *	STD
In-Dash Maintenance Monitoring System *	STD
In-Dash 7" Touch Screen Multi-Media System *	STD
Energy Management System *	STD
Solar Panel (50 Watt) *	OPT
Pre-Wired for Satellite System *	STD
Pre-Wired with HDMI Cables *	STD
Macerator Pump System with Power Hose Reel *	STD
Heated Fresh & Grey Tanks Automatic System (12 Volt) *	STD
360° Air Flow Bathroom Vent System *	STD
7 Layer Composite Floor System *	STD
Golf Bag Storage System (EXT Only) *	OPT

* Best in Class



Interstate



Interstate EXT

Exterior

Full Body Kit (including integrated hidden hitch cover) *	STD
Chrome Enhancement Kit *	STD
Alcoa® Forged Aluminum Wheels *	STD
OE Color Coded Components *	STD
Fog Lamps	STD
Power Heated Mirrors *	STD
Power Awning *	STD
Power Entry Step (sliding side door) *	STD
LED Patio Light	STD
Exterior Shower	STD
LP Accessory Hook-up (grill)	STD
110 Volt Power Outlets	STD
Cable TV Outlets	STD

Interior

Heated Driver/Passenger Seats *	STD
Heated Windshield *	STD
Tilt & Telescopic Steering Wheel	STD
Power Windows	STD
Power Door Locks	STD
Custom Floor Mats *	STD
Locking Glove Box *	STD
Concealed Storage Compartment in Dash *	STD
Overhead Map Lights *	STD
Overhead Compartment for Sunglasses *	STD
Driver & Passenger Door Entry Lighting *	STD
Privacy Curtain	STD

Cockpit

Aluminum Ceiling and Trim *	STD
High Gloss Laminate Cabinetry *	STD
Flush-Mount & Solid Shut Cabinet Hardware *	STD
Slide-Free Interior Cabinet Finish Out *	STD
UltraLeather® Seating *	STD
Adjustable LED Lighting *	STD
Corian® Pedestal Table *	STD
LED Widescreen HDTV/DVD Combination (19") *	STD
Second LED Widescreen HDTV/DVD Combination (19") *	OPT
Built-in Cup Holders *	STD
Rear Window Defroster	STD
Rear Stereo Speakers	STD
Power Rear Sofa (Lounge Series)	STD
Twin Rear Beds (Twin Series)	STD

Main Cabin

Galley

Corian® Countertop with Backsplash *	STD
Sink with Integrated Cover & Fold Down Faucet	STD
Cooktop with Integrated Cover	STD

Bathroom (Wet Bath)

Toilet	STD
Shower	STD
Sink with Mirror	STD
Retractable Clothesline	STD
Towel Rack	STD
Expandable Pocket Door for Additional Space *	STD



Interstate EXT golf bag storage option



Interstate EXT storage



Interstate EXT storage



Airstream & Mercedes-Benz, USA and Canada
 Visit www.airstream.com/interstate for additional product and Dealer info.

adventure, inspired by
AIRSTREAM



Airstream is proud to offer free 24/7 assistance on all 2013 and newer model year Touring Coaches for two years. Not only does this service provide emergency roadside service should you have a breakdown, but Coach-Net membership plans also provide technical service for your Airstream after hours should you have any questions. Contact Coach-Net at www.nmca.com or 855-879-4091.

If you're ready to experience your next adventure on a purely luxurious level, roll with the best ...
Airstream & Mercedes-Benz

THOR
 INDUSTRIES, INC.



All content and images
 © Airstream 2013

Interstate 10k 1/13

Airstream, Inc.
 419 West Pike Street
 P.O. Box 629
 Jackson Center, OH
 45334 USA
 937-596-6111
www.airstream.com

Product information, specifications and photography in this brochure were as accurate as possible at time of printing. Photographs may contain some features that are optional on your vehicle. Since we continually strive to improve our products, actual products may differ. Prices and specifications are subject to change without notice. All capacities are approximate and dimensions are nominal. Some features or options may be different or unavailable in Canada.

Vehicle Loading - Every effort has been made to provide the greatest number of options for the recreation vehicle owner. Along with these choices comes the responsibility to manage the loads that are imposed by the choices so that they remain within the manufacturer's specified chassis weight limits. Do not overload the recreation vehicle.

Occupant and Cargo Carrying Capacity (OCCC) is stated here for a base unit with no options and is the capacity available for occupants, water, and cargo. Addition of options weight increases vehicle weight and reduces OCCC. Liquid capabilities and weights are approximations only.

Unloaded Base Weight (UBW) includes the weight of full LP and fuel, for a base unit, excluding options.

Warning - This information is intended as a guide only. Weights of individual vehicles may vary. Consult your owner's manual for complete loading, weighing, and towing instructions.

Coach-Net

RV Membership Plans

