

FOREST RIVER
WILDWOOD
HERITAGE GLEN



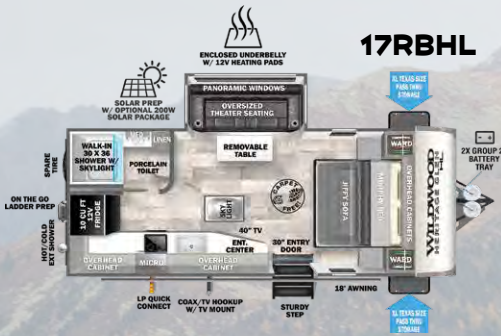
HYPER-LYTE TRAVEL TRAILERS

For length, weight, and specs see back page

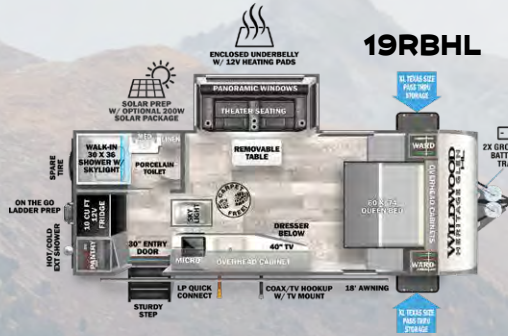
26BHLL



17RBHL



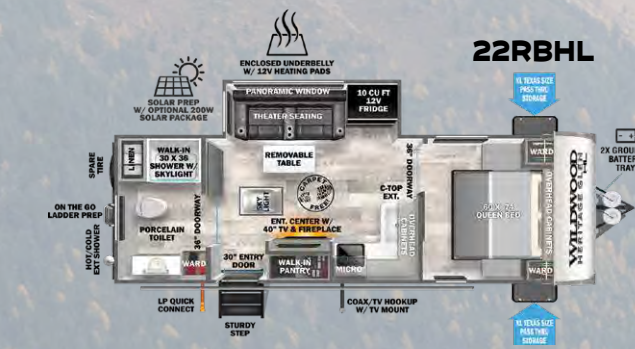
19RBHL



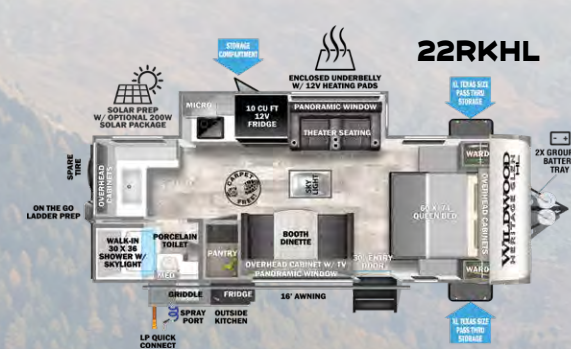
20BHLL



22RBHL



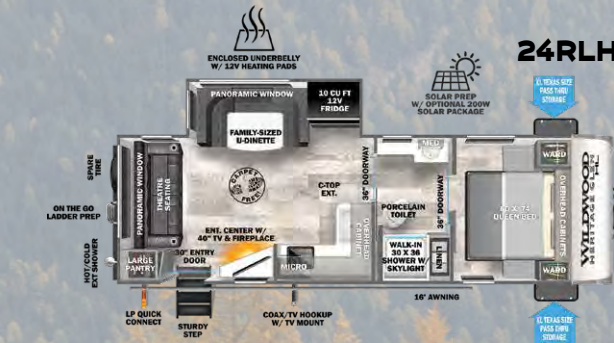
22RKHL



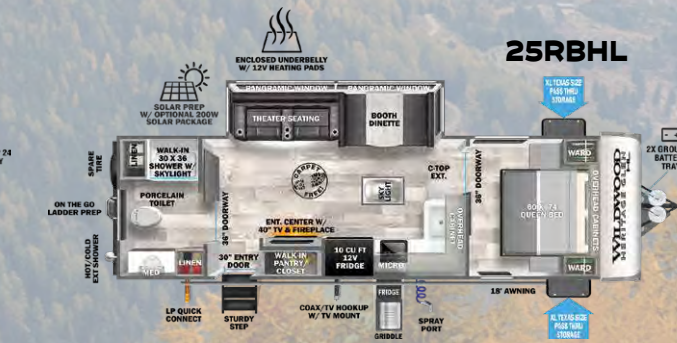
23BHLL



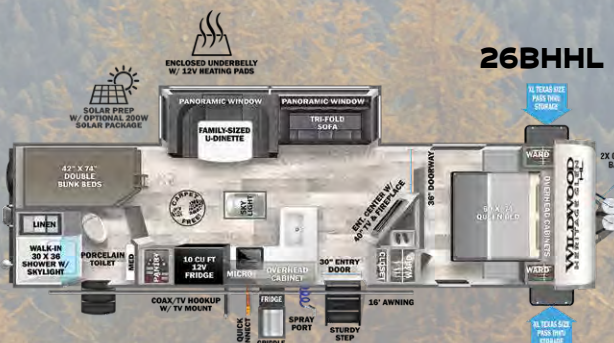
24RLHL



25RBHL



26BHLL

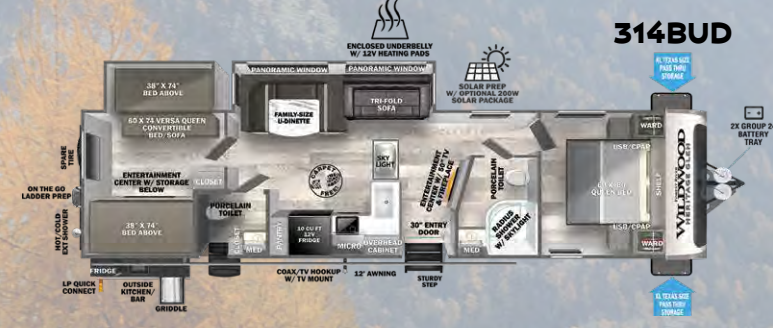
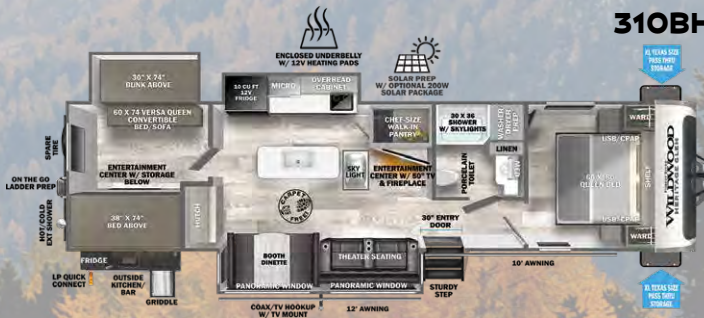
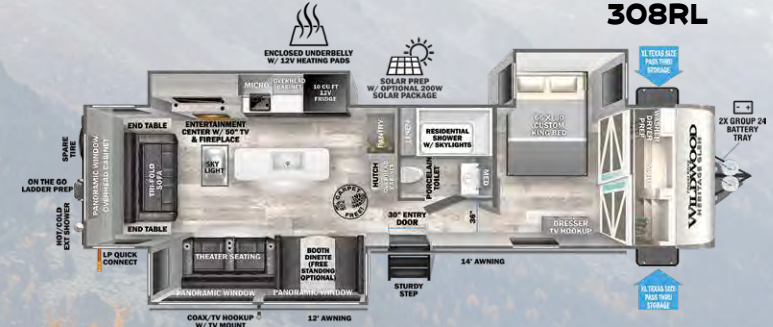
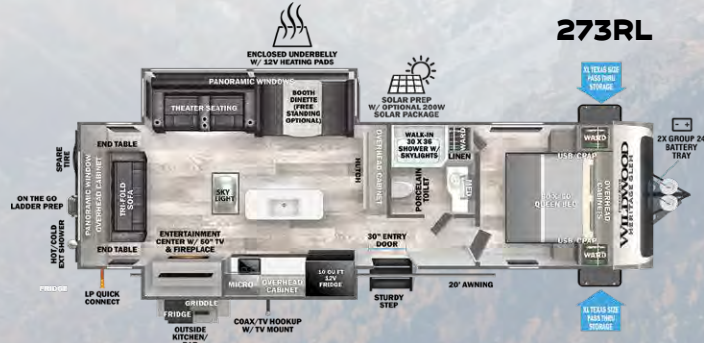
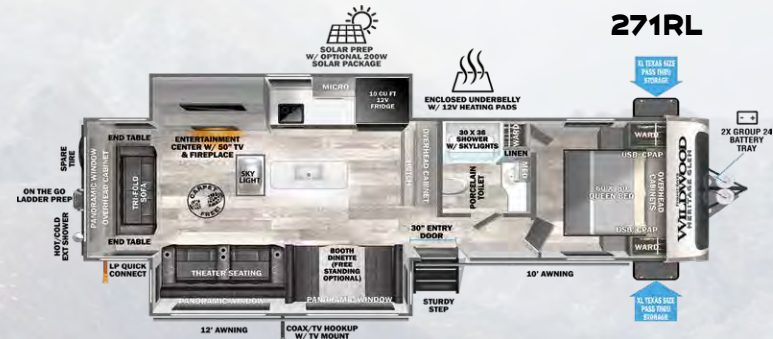
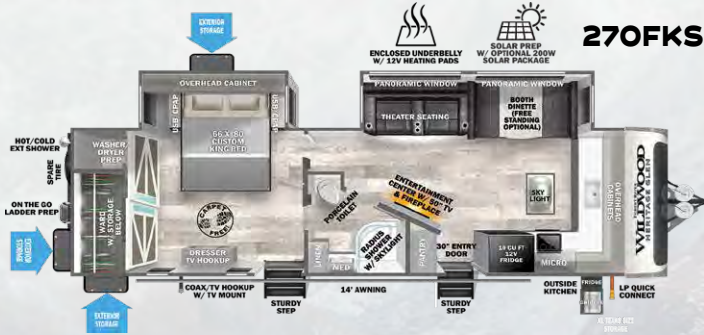


29XBHL



For length, weight, and specs see back page

TRAVEL TRAILERS

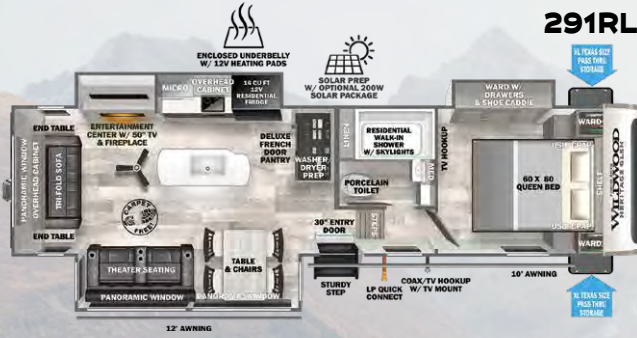


FIFTH WHEELS

For length, weight, and specs see back page



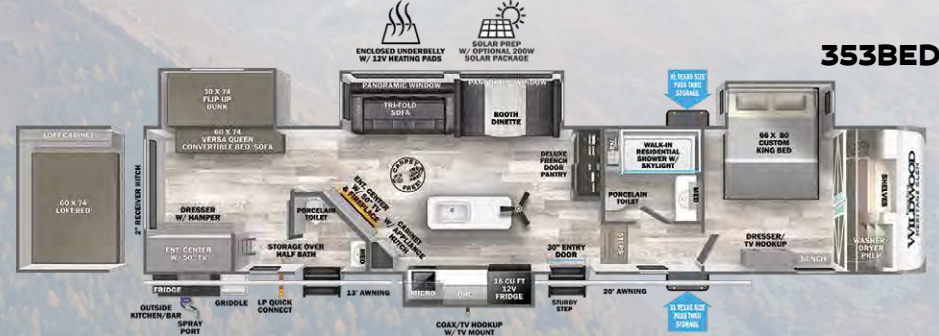
286RL



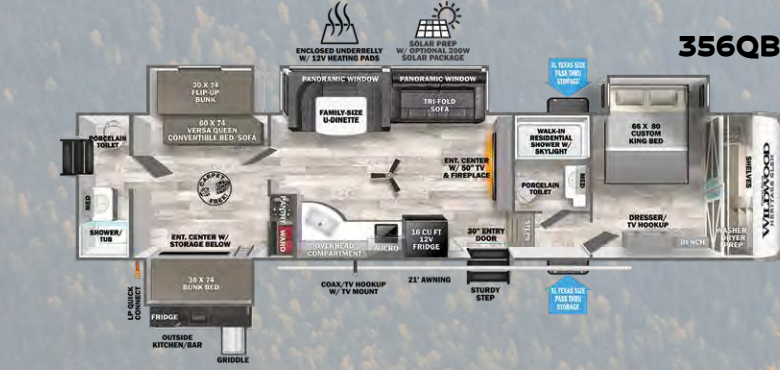
291RL



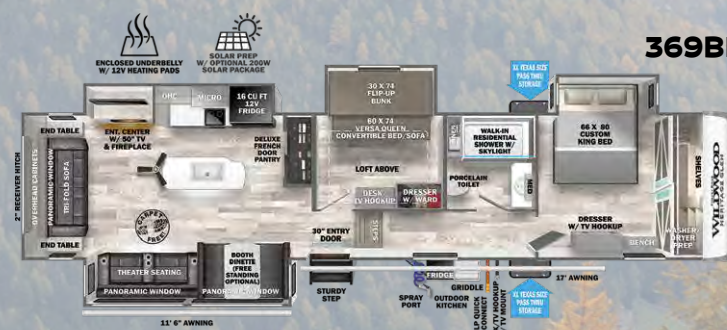
295BH



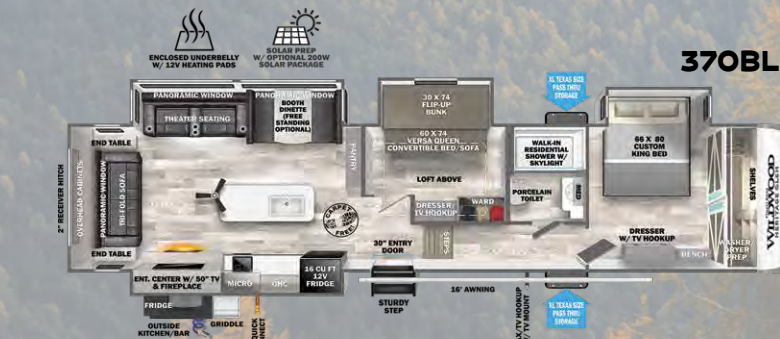
353BED



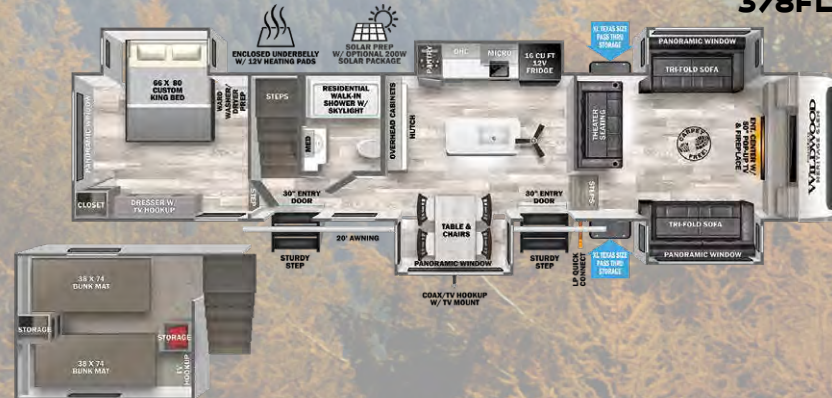
356QB



369BL



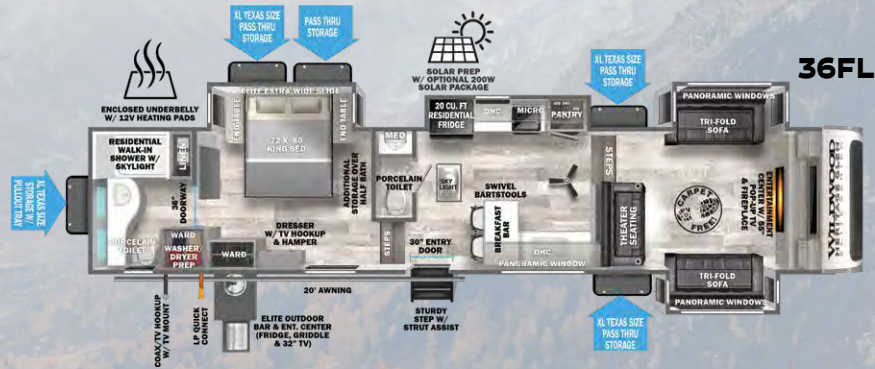
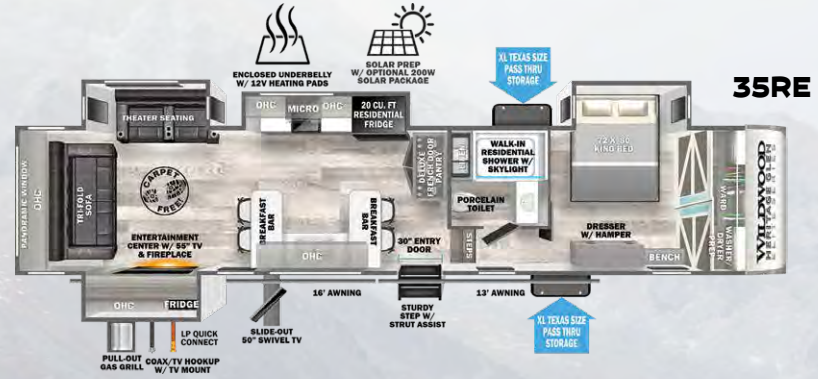
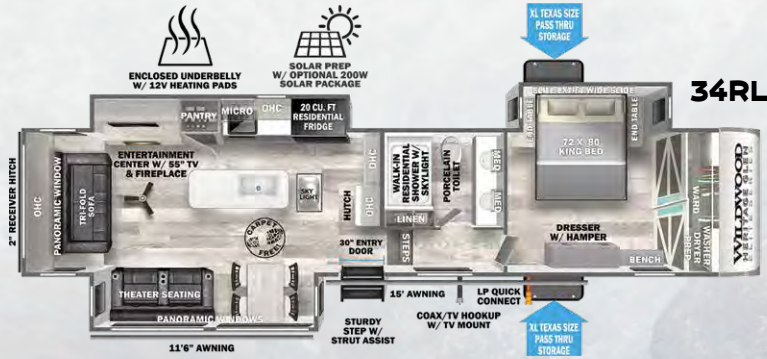
370BL



378FL

For length, weight, and specs see back page

ELITE SERIES FIFTH WHEELS



ELITE FIFTH WHEELS

STANDARD FEATURES

- 2" Receiver Hitch For Storage Racks, etc. (N/A 36FL)
- Pantry Door w/ Decorative Glass Insert
- Saddle colored wood cabinetry with Matt Black Hardware
- LED Lit Theatre Seating w/ Recliners
- USB Ports Throughout
- 7-Way "Rain Defense" Plug Holder
- Soft Close Hidden Hinges on Cabinet Doors
- Full Stand up Height 5th Wheel Bedrooms
- Vacuum Bonded "Aluma Frame" Sidewalls & Floor
- Painted 2-Tone Fiberglass Front Cap
- Walk In Shower w/ Sliding Glass Door
- High Efficiency Race Track AC Cooling System
- Heated & Enclosed Dump Valves and Underbelly
- Radial Tires w/ Black-Accented Aluminum Rims
- Extra Large Pass Thru Storage
- Shaded Pet Tether / Security Hook
- Side-Mounted Heat Ducts (Most All Locations)
- HUGE Under-Bed Storage
- HUGE 98" Bed Slide w/ Nightstands (34RL, 36FL)
- Exterior Bottle Opener
- European Oak colored horizontal plank linoleum Flooring

VIP PACKAGE (INCLUDED)

- Power Mini-Max Fan In Kitchen
- Luxurious Solid Surface Kitchen C-Tops
- Designer's Choice Bedding Package & Bedside Accent Wall
- 1.7 CU/FT OTR 30" Residential Microwave
- Panoramic Tinted Safety Glass Windows Throughout
- Stainless Steel Residential Gas Cooktop with Built In Oven and LED Lit Knobs
- King Wi-Fi Router/ Range Extender
- 72" X 80" Residential King Mattress
- 12v Heat Pads On All Holding Tanks
- 30" Entry Door with Strut-Assist Easy Lift Entry Steps
- Porcelain Toilet
- Goodyear Endurance Tires (all models built after 9/28/2022)

UPGRADED OPTIONS PACKAGE (INCLUDED)

- High Rise Faucet with Pull-Out Sprayer
- Spare Tire and Carrier
- LP Quick Connect
- Ceiling Paddle Fan with Light and Wall Switch
- 15,000 BTU A/C Ducted with Quick Cool
- Washer/Dryer Prep with 50AMP Service and Wire/Brace for Second A/C
- Ivory Performance Colored Exterior Fiberglass with Smoked Quartz Metallic Accents
- 10 Gallon Gas/Electric DSI Water Heater
- Central Switch Center
- Solar Prep
- Rear Mounted Ladder for Roof Access



STANDARDS AND OPTIONS

HYPER-LYTE

STANDARD FEATURES

- Outside Kitchen with Griddle, Refrigerator, and Spray Port (22RKHL, 23BHHL, 25RBHL, 26BHHL, 29XBHL)
- Extra Large Pass-Thru Storage
- Matte Black Cabinet Hardware
- European Oak Colored Horizontal Plank Linoleum Flooring
- High Definition Graphics Package
- Saddle Colored Wood Cabinetry
- Side-Mounted Heat Ducts
- Pantry Doors with Glass Inserts and Motion Sensor Lights
- Residential Single Bowl Undermount Sink
- Wide Stance Axle System
- 7-Way "Rain Defense" Plug Holder (Front Frame)
- Hidden Hinges on Cabinet Doors
- High Efficiency AC Cooling System
- 10 CU FT Black Refrigerator (12V)
- Laminated "Aluma Frame" Sidewalls & Floor with Block Foam Insulation
- Heated and Enclosed Dump Underbelly
- Radial Tires with Black-Accented Aluminum Rims
- Interior Grab Handle at Entry Door
- Yacht Trim Ceiling Finishes
- Exterior Bottle Opener
- 15K BTU Air Conditioner with Quick Cool
- Shaded Pet Tether/Security Hook

UPGRADED OPTIONS PACKAGE (INCLUDED)

- Tri-Fold Sleeper Sofa or Theater Sofa (floorplan specific)
- Spare Tire & Carrier
- Outside Shower
- Ivory Performance Colored Exterior Fiberglass with Smoked Quartz Metallic Accents
- Central Switch Center
- Solar Prep
- Lippert "On The Go" Ladder Prep
- LP Quick Connect
- Extra Wide 30" Entrance Door

VIP PACKAGE (INCLUDED)

- XL Max-Tint Panoramic Windows in Main Slide
- 12V Heat Pads on All Holding Tanks
- High Rise Faucet with Pull-Out Sprayer
- Recessed Glass Stove Top Cover
- Midnight Glass Range Hood
- Midnight Glass Microwave
- Back Up Camera Prep
- Step Above Aluminum Entry Steps (Main Entry Door)
- 40" Led Tv & Furrion Soundbar with FM, Bluetooth, HDMI & USB (32" TV in 20BHHL& 22RKHL)
- Designer's Choice Luxury Comforter
- Power Tongue Jack with LED Docking Light
- Friction Door Hinge on Entrance Door
- Baggage Door Magnets and Easy Pull Slam Latches
- LED Awning, Marker and Tail Lights
- Porcelain Toilet
- Goodyear Endurance Tires (all models built after 9/28/22)

TRAVEL TRAILERS

STANDARD FEATURES

- Extra Large Pass Thru Storage
- Versa Queen in Bunk Slides Standard
- European Oak colored horizontal plank linoleum Flooring
- Outside Kitchen Standard (270FKS, 273RL, 310BHI, 314BUD)
- Saddle colored wood cabinetry w/ matte black hardware
- Side-Mounted Heat Ducts
- Pantry Doors w/ Glass Inserts & Motion Sensor Pantry Lights
- Stackable Washer/Dryer Prep Std. on 270FKS, 308RL, 310BHI
- 7-Way "Rain Defense" Plug Holder (Front Frame)
- Wide Stance Axle System
- 2-Tone Painted Fiberglass Front Cap with Automotive Windshield (N/A Windshield 308RL)
- Hidden Hinges on Cabinet Doors
- 50 Amp Service Standard
- 10 CU FT Black Refrigerator (12V)
- Laminated "Aluma Frame" Sidewalls and Floor with Block Foam Insulation
- Heated & Enclosed Underbelly
- Radial Tires with Black-Accented Aluminum Rims
- Interior Grab Handle at Entry Door
- Shaded Pet Tether/Security Hook
- LED-Lit Theater Seating with Recliners (Most Models)
- Designer's Choice Luxury Comforter
- Exterior Bottle Opener

UPGRADED OPTIONS PACKAGE (INCLUDED)

- High Rise Faucet with Pull-Out Sprayer
- Spare Tire & Carrier
- Outside Shower
- 15,000 BTU A/C Ducted with Quick Cool
- Ivory Performance Colored Exterior Fiberglass with Smoked Quartz Metallic Accents
- Central Switch Center
- Solar Prep
- Lippert "On The Go" Ladder Prep
- LP Quick Connect
- Extra Wide 30" Entrance Door
- Tri-Fold Sleeper Sofa or Theater Sofa

VIP PACKAGE (INCLUDED)

- Extra Large Max-Tint Panoramic Window Package
- 12V Heat Pads on All Holding Tanks
- Recessed Glass Stove Top Cover
- Midnight Glass Range Hood
- Midnight Glass Microwave
- Back Up Camera Prep
- Step Above Aluminum Entry Steps (Main Entry Door)
- 50" LED TV & Furrion Soundbar with FM, Bluetooth, HDMI, & USB
- Stainless Steel, Single Bowl Undermount Sink with Roll Up Sink Cover
- Power Stabilizer and Tongue Jacks
- Friction Door Hinge
- Baggage Door Magnets and Easy Pull Slam Latches
- LED Awning, Front Cap, Marker and Tail Lights
- 31" Glass Mirror Front Electric Fireplace
- Porcelain Toilet
- Goodyear Endurance Tires (all models built after 9/28/22)

FIFTH WHEELS

STANDARD FEATURES

- 30" Deep Bed Slide Mech = Increased Floor Space!
- European Oak Colored Horizontal Plank Linoleum Flooring
- Saddle Colored Wood Cabinetry with Matte Black Hardware
- 12V Heat Pads on Holding Tanks
- Heated and Enclosed Dump Valves and Underbelly
- LED lit Theatre Seating with Recliners (Most Models)
- Versa Queen in Bunk Slides — NEW Standard
- Full-Profile Front Cap with HUGE Functional Wardrobe
- Residential Tri-Fold Sofas
- Soft Close Hidden Hinges on Cabinet Doors
- Full Stand-Up Height 5th Wheel Bedrooms
- Vacuum Bonded "Aluma Frame" Sidewalls and Floor
- Outdoor Kitchen (295BH, 353BED, 356QB, 370BL, 369BL)
- High Efficiency A/C Cooling System and Upgraded Insulation Package
- Extra Large Pass-Thru Storage
- 2" Receiver Hitch for Storage Rack, etc. (N/A 356QB & 378FL)
- 7-Way "Rain Defense" Plug Holder
- Shaded Pet Tether/Security Hook
- Side-Mounted Heat Ducts (Most All Locations)
- HUGE Underbed Storage
- Mini-Max Electric Fan in All Bathrooms
- Exterior Bottle Opener
- Radial Tires with Black-Accented Aluminum Rims
- Designer's Choice Comforter and Bed Slide Accent Wall

UPGRADED OPTIONS PACKAGE (INCLUDED)

- High Rise Faucet with Pull-Out Sprayer
- Spare Tire and Carrier
- Tri-Fold Sleeper Sofa or Theater Sofa
- Ceiling Paddle Fan with Light and Wall Switch
- 15,000 BTU A/C Ducted with Quick Cool
- Washer/Dryer Prep with 50 Amp Service and Wire/Brace for 2nd A/C
- Ivory Performance Colored Exterior Fiberglass w/ Smoked Quartz Metallic Accents
- 10 Gal. Gas/Elec. DSI Water Heater
- Central Switch Center
- 16 CU FT Refrigerator (12V)
- Solar Prep
- Rear Mounted Ladder for Roof Access
- LP Quick Connect
- Extra Wide 30" Main Entrance Door

VIP PACKAGE (INCLUDED)

- Extra Large Max-Tint Panoramic Window Package
- 12V Heat Pads On All Holding Tanks
- Recessed Glass Stove Top Cover
- Midnight Glass Range Hood and Microwave
- Back Up Camera Prep
- Step Above Aluminum Entry Steps (Main Entry Door)
- 50" LED TV & Furrion Soundbar with FM, Bluetooth, HDMI, and USB (295BH: 40" TV)
- Stainless Steel, Single Bowl Undermount Sink with Roll-Up Sink Cover
- Power Stabilizer Jacks and Landing Gear
- Friction Door Hinge
- Baggage Door Magnets and Easy Pull Slam Latches
- LED Awning, Front Cap, Marker and Tail Lights
- Porcelain Toilet
- 31" Glass Mirror Front Electric Fireplace
- Goodyear Endurance Tires (all models built after 9/28/22)

SPECIFICATIONS

MODEL	EXTERIOR LENGTH	EXTERIOR WIDTH	EXTERIOR HEIGHT	HITCH WEIGHT	UVW	CCC	TIRES	AMP SERVICE
HYPER LYNES								
17RBHL	23' 5"	96"	10' 10"	545 lb.	4,903 lb.	2,642 lb.	15"	30
19RBHL	23' 10"	96"	10' 10"	520 lb.	4,788 lb.	2,732 lb.	15"	30
20BHHL	26' 0"	96"	10' 10"	780 lb.	5,593 lb.	2,187 lb.	15"	30
22RBHL	27' 11"	96"	10' 10"	570 lb.	5,413 lb.	2,157 lb.	15"	30
22RKHL	26' 7"	96"	10' 10"	530 lb.	5,198 lb.	2,332 lb.	15"	30
23BHHL	30' 0"	96"	10' 10"	725 lb.	6,063 lb.	1,537 lb.	15"	30
24RLHL	30' 2"	96"	10' 10"	810 lb.	5,883 lb.	1,927 lb.	15"	30
25RBHL	31' 0"	96"	10' 10"	640 lb.	6,038 lb.	1,602 lb.	15"	30, Optional 50
26BHHL	33' 9"	96"	10' 10"	890 lb.	6,688 lb.	3,002 lb.	15"	30, Optional 50
29XBHL	36' 10"	96"	10' 10"	965 lb.	7,173 lb.	2,592 lb.	15"	30, Optional 50
TRAVEL TRAILERS								
270FKS	33' 9"	96"	11' 2"	1,125 lb.	7,818 lb.	2,107 lb.	15"	50
271RL	34' 7"	96"	11' 2"	1,070 lb.	7,738 lb.	2,132 lb.	15"	50
273RL	34' 7"	96"	11' 2"	1,055 lb.	7,893 lb.	1,962 lb.	15"	50
308RL	38' 7"	96"	11' 2"	1,225 lb.	9,063 lb.	2,362 lb.	15"	50
310BHI	38' 8"	96"	11' 2"	1,200 lb.	9,088 lb.	2,312 lb.	15"	50
314BUD	39' 3"	96"	11' 2"	1,150 lb.	8,583 lb.	1,527 lb.	15"	50
FIFTH WHEELS								
286RL	33' 11"	96"	13' 5"	1,870 lb.	9,380 lb.	2,691 lb.	16"	50
291RL	35' 2"	96"	13' 5"	1,930 lb.	9,779 lb.	2,351 lb.	16"	50
295BH	36' 0"	96"	13' 5"	1,985 lb.	9,334 lb.	2,851 lb.	16"	50
353BED	43' 4"	96"	13' 4"	2,115 lb.	12,634 lb.	2,866 lb.	16"	50
356QB	43' 0"	96"	13' 2"	1,790 lb.	11,249 lb.	2,541 lb.	16"	50
369BL	43' 0"	96"	13' 1"	2,150 lb.	11,669 lb.	2,481 lb.	16"	50
370BL	42' 7"	96"	13' 1"	2,275 lb.	11,524 lb.	2,751 lb.	16"	50
378FL	43' 6"	96"	13' 6"	2,140 lb.	11,589 lb.	2,551 lb.	16"	50
ELITE FIFTH WHEELS								
34RL	40' 6"	96"	13' 2"	2,070 lb.	11,009 lb.	3,061 lb.	16"	50
35RE	42' 9"	96"	13' 2"	2,205 lb.	12,194 lb.	2,011 lb.	16"	50
36FL	43' 9"	96"	13' 6"	2,120 lb.	12,624 lb.	2,876 lb.	16"	50



Scan to visit our website for detailed specs, photos, videos, 360° Virtual Tours, and more!

OPTIONAL SOLAR PACKAGE: AVAILABLE ON ALL MODELS

- 200W Solar Panel
- 30Amp Charge Controller
- One (1) Deep Cycle Battery
- Y Connector to Easily Expand Panels up to 500W

THE WILDWOOD FAMILY OF PRODUCTS



FROG™ the Forest River Owners' Group!

FREE MEMBERSHIP
to Forest River Owners' Group

www.forestriverfrog.com



**24/7 EMERGENCY
ROADSIDE ASSISTANCE
WITH VEHICLE PURCHASE***

TOWING	WINCH-OUT
JUMP-STARTS	MOBILE MECHANIC
TIRE CHANGES	TECHNICAL SUPPORT
FLUID DELIVERY	DEALER LOCATOR SERVICES
LOCKOUT SERVICE	

SAFERIDERY
MOTOR CLUB

*VALID FOR 1 YEAR FROM DATE OF PURCHASE

PRE-DELIVERY INSPECTION FACILITY
20,000 square feet of quality assurance. The bare essentials for a premium product. This state-of-the-art facility gives immediate daily feedback to production for quality assurance in every unit built.

CUSTOMER SATISFACTION

FOREST RIVER
encourages you to

BUY LOCAL

PREFERENTIAL SERVICE | PRODUCT INFORMATION

www.ForestRiverBuyLocal.com

UVW (Unloaded Vehicle Weight)* is the typical weight of the unit as manufactured at the factory. It includes all weight at the unit's axle(s) and tongue or pin and LP Gas. The UVW does not include cargo, fresh potable water, additional optional equipment or dealer installed accessories. *Estimated Average based on standard build optional equipment.

CCC (Cargo Carrying Capacity) is the amount of weight available for fresh potable water, cargo, additional optional equipment and accessories. CCC is equal to GVWR minus UVW. Available CCC should accommodate fresh potable water (8.3 lbs per gallon). Before filling the fresh water tank, empty the black and gray tanks to provide for more cargo capacity. Estimated average based on standard build optional equipment. See back page for additional specification definitions.

GVWR (Gross Vehicle Weight Rating) - is the maximum permissible weight of the unit when fully loaded. It includes all weights, inclusive of all fluids, cargo, optional equipment and accessories. For safety and product performance do NOT exceed the GVWR.

GAWR (Gross Axle Weight Rating) is the maximum permissible weight, including cargo, fluids, optional equipment and accessories that can be safely supported by a combination of all axles.

Each Forest River RV is weighed at the manufacturing facility prior to shipping. A label identifying the unloaded vehicle weight of the actual unit and the cargo carrying capacity is applied to every Forest River RV prior to leaving our facilities. The load capacity of your unit is designated by weight, not by volume, so you cannot necessarily use all available space when loading your unit.

All information contained in this brochure is believed to be accurate at the time of publication. However, during the model year, it may be necessary to make revisions and Forest River, Inc., reserves the right to make all such changes without notice, including prices, colors, materials, equipment and specifications as well as the addition of new models and the discontinuance of models shown in this brochure. Therefore, please consult with your Forest River, Inc., dealer and confirm the existence of any materials, design or specifications that are material to your purchase decision. ©2023 Heritage Glen, a Division Of Forest River, Inc., a Berkshire Hathaway Company. All Rights Reserved.



Download the Forest River mobile app or visit our dynamic online manual to enhance your ownership experience. These interactive options provide incredible ease and insight into use, maintenance and enjoyment of your Forest River product. From "How-To" videos, pictures and illustrations of various components, systems and features, to fully searchable content and downloadable PDFs for individual component owner's manuals, answers are always just a click away.

View manual at <https://forestriverinc.help/#/forestriver/vehicles/2022> or download our FREE app from the App Store or Google Play!



Learn More
Scan this barcode using a QR Reader on your smart phone to learn more about Forest River.



A Berkshire Hathaway company.

DEALER