

Never Stop Exploring



GRAND



LEGEND



SUB-4

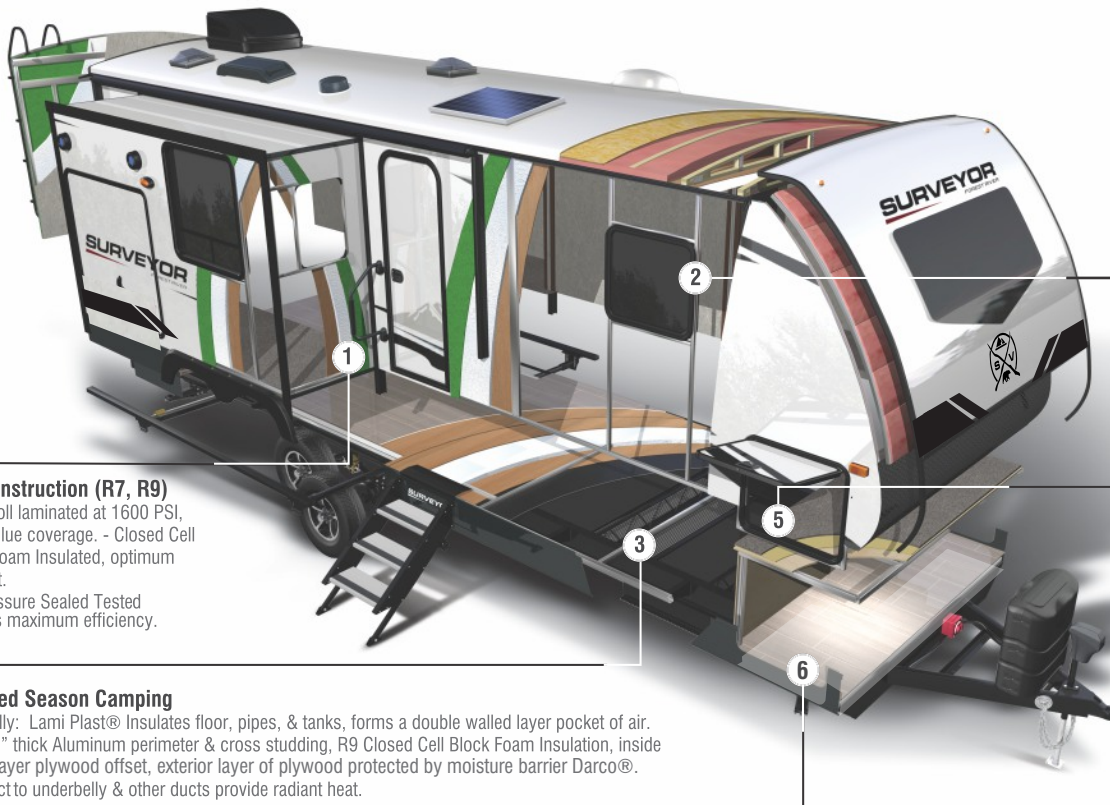
SURVEYOR
FOREST RIVER



SURVEYOR

FIELD TESTED SINCE 2001

“DO YEARS IN BUSINESS AND EXPERIENCE BUILDING RV’S AT THE SAME FACTORY MATTER WHEN CHOOSING WHICH TRAVEL TRAILER TO PURCHASE ... WE THINK IT SHOULD!”



Wall Construction (R7, R9)

- Pinch roll laminated at 1600 PSI, 100% glue coverage. - Closed Cell Block Foam Insulated, optimum comfort.
- Air-Pressure Sealed Tested ensures maximum efficiency.

Extended Season Camping

- Underbelly: Lami Plast® Insulates floor, pipes, & tanks, forms a double walled layer pocket of air.
- Floor: 2" thick Aluminum perimeter & cross studding, R9 Closed Cell Block Foam Insulation, inside double layer plywood offset, exterior layer of plywood protected by moisture barrier Darco®.
- Heat Duct to underbelly & other ducts provide radiant heat.

Aluminum Framing All Openings


Windows; No caulking required, saves time and up to \$100s annually! Best structural integrity in its class.

Best In Industry Pass-Through Storage

Oversized, clean finish: Slam Latch Baggage Handle, 3/4" Stab Jack Drill Bit, Motion Sensor Light, and Aluminum Bed base!

Congoleum Designer Carefree Linoleum

Designer Carefree by Congoleum sets a new standard for the recreational vehicle industry providing exceptional durability, contemporary design and installation flexibility unlike any other flooring available.



Azdel Onboard

Composite Panels, Patented Blend of Polypropylene and Fiberglass, replaces "wood" backing. Surveyor uses on Sides, Rear, Slide Room, and Front Walls(N/A Front of Grands, Fiberglass Cap)

- Protects against delamination - repels water; no rot, mold, or warpage
- Unaffected by humidity or temperature changes
- 2x insulation value - Blankets like a "Radiant Foil"
- 1/2 the weight of wood - keeps fuel costs down
- Longer life and better resale value
- Quieter RV - absorbs sound waves

PVC Membrane - Fully Walkable Roof

16" On-Center trusses featuring 3/8" R14 Residential Blanket Insulation, finished with Best in Class PVC Roof Membrane

- No treatments required — Ever! Save time every 6-12 months & up \$100s annually
- 15 Year Warranty, 100% coverage.
- 2x the puncture strength & 20% more tear resistance
- Will not chalk, streak, or spot.
- Extraordinary reflectivity keeping your trailer cooler



Scan QR or visit forestriverinc.com/Surveyor



Olivier Rocheleau

Surveyor Customer

“Very happy to own a surveyor trailer. Beautiful moments spent with the family!”



Near to far: Brenna F., Quality/Final Finish Leader, 16 years. Shae S. M., PDI/Quality Leader, 8 years.

EVERY SURVEYOR
PDI FINAL INSPECTION STATION

“Giving you our Very Best so you can Camp in Confidence!”

SOLAR ON BOARD™

➔ SOLAR STANDARD ON EVERY SURVEYOR!



QUIET
Alternative to generators



RENEWABLE
and safe power source



SAVINGS
Extends battery life by 50%



ZERO FUEL
No generator required to run DC loads



FREEDOM
to explore remote, off-grid locations

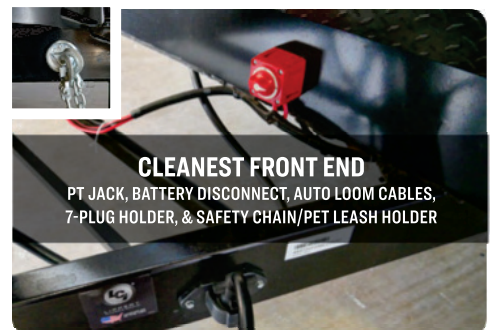
OUTSIDE KITCHEN EVERY MODEL!
(SUB 4s: GRIDDLE, PREP SHELF, & SPRAY PORT)



10 CU FT 12V REFRIGERATOR
(WEST COAST – OPT. 8 CU FT G/E)

FRONT BAGGAGE DOOR

SLAM LATCH, MOTION SENSOR, STAB JACK BIT, ALUMINUM FRAMING

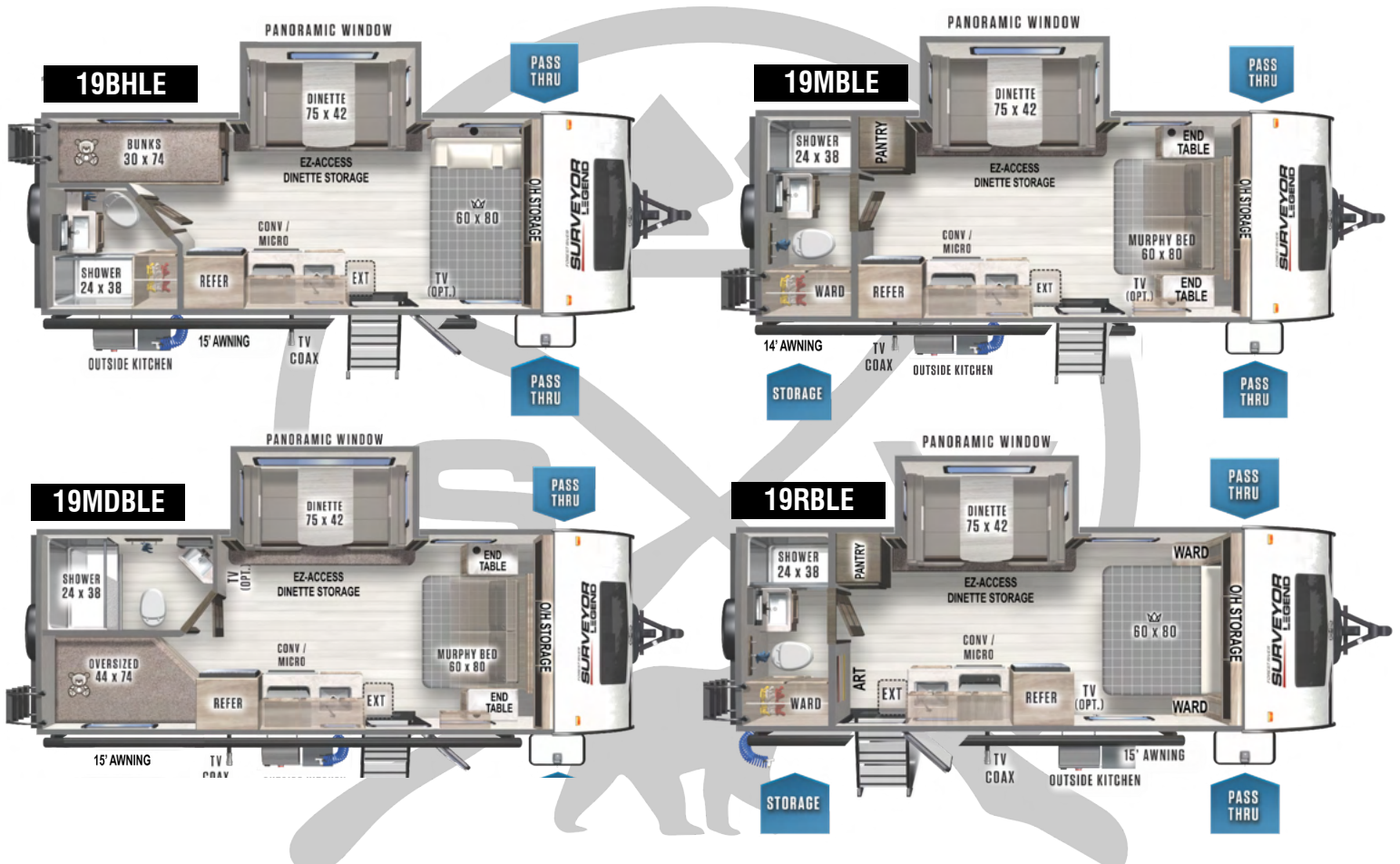


CLEANEST FRONT END

PT JACK, BATTERY DISCONNECT, AUTO LOOM CABLES, 7-PLUG HOLDER, & SAFETY CHAIN/PET LEASH HOLDER

SURVEYOR SUB-4,000 LB.

Our Sub-4 series starts at under 4,000 lbs dry. Lightweight, compact, and designed to take you beyond the path, so you can leave the trail.



	UVW	HITCH	C.C.C.	LENGTH*	HEIGHT**	CAPACITY (GAL)		
19BHLE	3777	408	1031	23' 7"	10' 9"	30	30	30
19MBLE	3854	390	916	23' 4"	10' 9"	30	30	30
19MDBLE	4081	470	770	23' 7"	10' 9"	30	30	30
19RBLE	3917	449	932	23' 7"	10' 9"	30	30	30

*Length Coupler to Bumper **Height Top Of A/C

FRESH GRAY BLACK



- 78" HEADROOM (Sub-4s)
- 15K AIR CONDITIONER
- SOLAR PANEL (ROOF MOUNTED)
- SLOW ROLL CLOSE SHOWER DOORS
- PORCELAIN TOILET
- 100% LED LIGHTING EXTERIOR & INTERIOR
- HIGH OUTPUT W/H
- USB PORTS

19MBLE



SURVEYOR
SUB-4,000 LB.

19MBLE

“Do not follow where the path may lead. Go instead where there is no path and leave a trail.”

Ralph Waldo Emerson



4 PERSON, SPACIOUS BOOTH DINETTE

“I’m not lost. I’m exploring.”

Jana Stanfield



19BHLE



**CONVECTION MICROWAVE
& 10 CU FT 12V REFRIGERATOR**
(WEST COAST – Opt. 8 Cu Ft G/E)




SUB-4 OUTSIDE KITCHENS



**BEST SMALL TRAILER
BATHROOMS IN THE INDUSTRY!**

SURVEYOR LEGEND

Legend offers a full line of half-ton towable floor plans.
Packed with legendary value & designed to explore.



*Coming Soon



LEGEND BEDROOMS



202RBLE



240BHLE REAR STORAGE DOOR










EZ-ACCESS BOOTH DINETTE STORAGE

"I haven't been everywhere,
but it's on my list."
Susan Sontag



SURVEYOR
LEGEND

252RBLE

-  82" HEAD ROOM
-  15K
-  SOLAR PANEL (ROOF MOUNTED)
-  SLOW ROLL CLOSE SHOWER DOORS
-  PORCELAIN TOILET
-  100% LED LIGHTING EXTERIOR & INTERIOR
-  HIGH OUTPUT W/H
-  USB

	UVW	HITCH	C.C.C.	LENGTH*	HEIGHT**	CAPACITY (GAL)		
202RBLE	4931	497	2566	25' 1"	11' 3"	40	40	30
203RKLE	5030	577	2547	25' 1"	11' 3"	40	40	30
240BHLE	5113	545	2432	26' 6"	11' 3"	40	30	30
252RBLE	5313	590	2277	29' 7"	11' 3"	40	40	30
260RDLE	TBD	TBD	TBD	TBD	TBD	TBD		
276BHLE	6358	650	1292	32' 6"	11' 3"	40	40	30
296QBLE	6806	804	2796	35' 1"	11' 3"	40	40	30
303BHLE	TBD	TBD	TBD	TBD	TBD	TBD		

*Length Coupler to Bumper **Height Top Of A/C

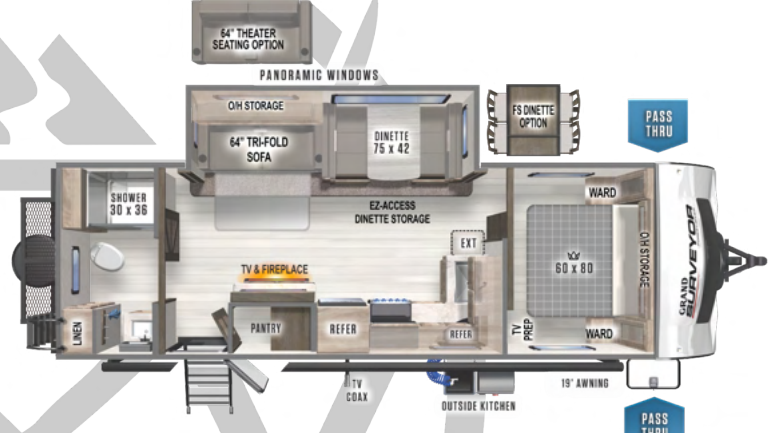
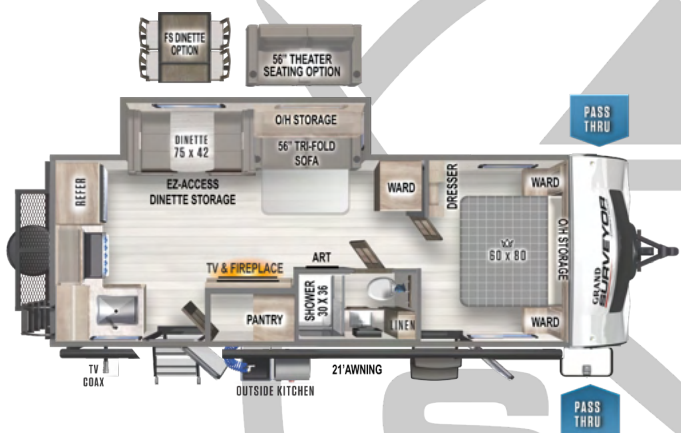
FRESH GRAY BLACK

GRAND SURVEYOR

What can be more than "Grand"? We think this is Glamping at its best. Welcome to your 5-Star Resort on Wheels!

***263RKSS**

***267RBSS**



***Coming Soon**

	UVW	HITCH	C.C.C.	LENGTH*	HEIGHT**	CAPACITY(GAL)		
263RKSS	6375	705	1292	30' 10"	11' 3"	40	60	30
267RBSS	6063	615	1552	30' 7"	11' 3"	40	60	30

*Length Coupler to Bumper **Height Top Of A/C

FRESH GRAY BLACK



82"
HEAD ROOM



SOLAR PANEL
(ROOF MOUNTED)



HIGH OUTPUT
W/H



PORCELAIN
TOILET



15K
AIR CONDITIONER



100% LED
LIGHTING
EXTERIOR & INTERIOR



USB
PORTS



GLASS
SHOWER
DOORS



ROLLER SHADES



FIREPLACES



BIKE / UTILITY
RACK



**OPTIONAL THEATER SEATING
(GRAND & LEGEND)**



267RBSS



GRAND SURVEYOR

267RBSS

“The biggest adventure you can ever take is to live the life of your dreams.”

Anonymous



GRAND BATHROOMS



GRAND BEDROOMS



267RBSS KITCHEN

“If we were meant to stay in one place we’d have roots instead of feet.”

Rachel Wolchin

WEST COAST



WEST COAST – OPT. 8 CU FT G/E

At Surveyor, Customer Satisfaction is #1, and we do a couple of features standard specifically requested by RV customers and dealers from Colorado, Westward. We're glad we listened.



“It’s a big world out there, go explore.”

Anonymous

STANDARDS & OPTIONS



Please visit Surveyor's website for a full list of Standards & Options

SURVEYOR EXTRAS!



**PET-FRIENDLY,
ADVENTURE APPROVED**



- Leash Connection on A Frame
- Exterior Spray Port
- 15K A/C
- Stain, Scratch & Slip Resistant Flooring
- Ventilated Windows
- Stay Put, Friction Hinge Doors
- MorRyde Solid Steps w/ Integrated Step Light
- Large Awning



**MORRYDE®
ALUMINUM PLATFORM STEPS**



**ABOVE FLOOR HEAT DUCTS
(AND ONE TO THE UNDERBELLY)**



FRICITION HINGE ENTRY DOOR(S)



**BIKE/UTILITY RACK
(GRAND STD., LEGEND OPT.)**



Nancy Langley

Surveyor Customer

We love our Surveyor 265 RLDS! We've been traveling since Aug 12, 2019. We have enjoyed Harvest Hosts, boon docking, RV Resorts, KOA, and a variety of settings. Our grandchildren love our little home and all want us to visit and park in their driveway. We love the island, fireplace, walk around bed, power tongue, power stabilizers, power awning, opposing slides. .we just LOVE this travel trailer.



PHOTO BY
Shaun Dalton



Camping in Oklahoma in our 203RKLE with our pup Chewie keeping watch over his campsite!

Megan Hall

Surveyor Customer

"ABOVE THE BAR" IN CUSTOMER SERVICE & WARRANTY

Forest River 12 Months Bumper-To-Bumper
24/7 Roadside Assistance Saferide Motor Club (1st year)

AXLES
(6 YEARS)

EXTERIOR GRAPHICS
(5 YEARS)

LAMILUX® FIBERGLASS
(2 YEARS)

LINOLEUM
(1 YEAR FULL,
3 YEAR GOLD CRACKING)

PVC ROOF
(15 YEARS)

SOLAR PANEL
(25 YEARS)

TIRES
(12 MONTH
"NO EXCUSES",
2 YEAR
ROADSIDE
ASSISTANCE,
5 YEAR DEFECTS)

PHOTO BY
Victoria Nelson



PRE-DELIVERY INSPECTION FACILITY
20,000 square feet of quality assurance. The bare essentials for a premium product. This state-of-the-art facility gives immediate daily feedback to production for quality assurance in every unit built.



www.ForestRiverBuyLocal.com

Download our Forest River mobile app or visit our dynamic online manual to enhance your ownership experience. These interactive options provide incredible ease and insight into use, maintenance and enjoyment of your Forest River product.

Ranging from "How-To" videos, pictures and illustrations of various components, systems and features, to fully searchable content and downloadable PDFs for individual component owner's manuals, answers are always just a click away. View the online manual at www.forestriverinc.com/OnlineManual or download our FREE app from the App Store or Google Play!



GVWR (Gross Vehicle Weight Rating) - is the maximum permissible weight of the unit when fully loaded. It includes all weights, inclusive of all fluids, cargo, optional equipment and accessories. For safety and product performance do NOT exceed the GVWR.

GAWR (Gross Axle Weight Rating) - is the maximum permissible weight, including cargo, fluids, optional equipment and accessories that can be safely supported by a combination of all axles.

UVW (Unloaded Vehicle Weight)* - is the typical weight of the unit as manufactured at the factory. It includes all weight at the unit's axle(s) and tongue or pin and LP Gas. The UVW does not include cargo, fresh potable water, additional optional equipment or dealer installed accessories.

CCC (Cargo Carrying Capacity)** - is the amount of weight available for fresh potable water, cargo, additional optional equipment and accessories. CCC is equal to GVWR minus UVW. Available CCC should accommodate fresh potable water (8.3 lbs per gallon). Before filling the fresh water tank, empty black and gray tanks for more cargo capacity.

*Estimated Average based on standard build optional equipment. ** Estimated average based on standard build optional equipment. Values estimated at time of printing.

Each Forest River RV is weighed at the manufacturing facility prior to shipping. A label identifying the unloaded vehicle weight of the actual unit and the cargo carrying capacity is applied to every Forest River RV prior to leaving our facilities. The load capacity of your unit is designated by weight, not by volume, so you cannot necessarily use all available space when loading your unit.

All information contained in this brochure is believed to be accurate at the time of publication. However, during the model year, it may be necessary to make revisions and Forest River, Inc., reserves the right to make all such changes without notice, including prices, colors, materials, equipment and specifications as well as the addition of new models and the discontinuance of models shown in this brochure. Therefore, please consult with your Forest River, Inc., dealer and confirm the existence of any materials, design or specifications that are material to your purchase decision. ©2021 Wildcat, a division of Forest River Inc., a Berkshire Hathaway company.

FREE MEMBERSHIP
to Forest River Owners' Group

www.forestriverfrog.com



**24/7 EMERGENCY
ROADSIDE ASSISTANCE
WITH VEHICLE PURCHASE***

TOWING
JUMP-STARTS
TIRE CHANGES
FLUID DELIVERY
LOCKOUT
SERVICE

WINCH-OUT
MOBILE MECHANIC
TECHNICAL
SUPPORT
DEALER LOCATOR
SERVICES



*VALID FOR 1 YEAR FROM DATE OF PURCHASE



Learn More
Scan this barcode using a QR Reader on your smart phone to learn more about Forest River.



A Berkshire Hathaway company.

