

BIGHORN

BY HEARTLAND



DSI
Annual RVDA DEALER
SATISFACTION INDEX
AWARD WINNER

*Big Luxury ...
Big Value ...*

Warranty for Full Time RVing
Additional Equipment may be required for certain Climate Conditions

Visit HEARTLAND on:
  



3875 FB

Shown in Remington Decor with
Optional Coffered Ceiling,
Residential Refrigerator and
Stainless Steel Appliances.



3010 RE Shown in Buckskin Decor
with optional Honey Glazed Maple Hardwood Cabinetry



3755 FL Shown in Sedona

Bighorn has a reputation of RV designs that inspire, construction that endures and value that is always affordable. Heartland leads the way with innovations. Bighorn by Heartland introduced the industry to innovations such as the Universal Docking Center, 88 Degree Turning Radius front cap designs, Laminated World including laminated roofs, floors and



3160 EL

sidewalls, drop frame Texas Size basement storage and hydraulic landing gear. Bighorn combines all these industry firsts with the most luxurious interiors producing one of the most sought after luxury fifth wheels available today.

Bighorn leads the way in innovation and value for the full time RVer by really listening to the needs of hard working people like yourself.



KING BED

3010 RE Shown with
Optional Honey Glazed Maple

YOUR LAMINATED WORLD...



Strength, Durability & Comfort BEYOND COMPARE!

The combination of these three systems bring you the Strongest and Lightest construction available while also providing unparalleled noise reduction, thermal insulation and durability. Protecting your investment is important to HEARTLAND. Laminated construction provides that protection in addition to offering peace of mind that you will be spending more time enjoying your family and travels than worrying about repairing your RV.

LAMINATED ROOF SYSTEM

BEST-IN-CLASS

- INSULATION - R VALUE
- NOISE REDUCTION
- DURABILITY
- STRENGTH
- LOOKS



- RUBBER SKIN
- WOOD DECKING
- BLOCK FOAM INSULATION
- ALUMINUM RIBS & PERIMETER
- DECORATIVE, TEXTURED CEILING VINYL



5 INCHES - FIVE LAYERS

Strength, Durability & Comfort BEYOND COMPARE!

SOUND BARRIER



THERMAL EFFICIENT




SUPER STRENGTH



LAMINATED FLOOR

HEARTLAND's laminated floor system is one of the strongest floors in the industry! Featuring sturdy aluminum framing; thick block foam insulation; One-piece seamless decking and a thermo-board luan on the bottom. All laminated together for maximum strength and insulation R value and reducing flex in the floor!



Heartland's laminated floor construction easily supported over 1,800 lbs. of water jugs in one spot - resulting in less flex!!

LAMINATED WALL SYSTEM



**2" THICK
SIDEWALLS!**

Lightweight
ALUMINUM



An 1/8" thin coffee cup can protect your hand from scalding hot coffee - consider the protection Heartland's sidewalls offer featuring 1.5" block foam insulation

Double Welded, Fully Laminated
Sidewall Construction

Warranty for Full Time RVing

Additional Equipment may be Required for Certain Climate Conditions

- ✓ Laminated Floor R-38
- ✓ Heated, Enclosed & Insulated Underbelly
- ✓ Laminated Side Walls R-11
- ✓ Laminated Roof R-34
- ✓ Radiant Technology Insulated Caps R-38
- ✓ Insulated Slide Room Floor R-38
- ✓ Laminated, Insulated Bath & Bedroom Deck
- ✓ Pex Plumbing - Tested to -40°C / °F
- ✓ Dual Pane Window Option



R38 Radiant Technology Insulation
110 Volt holding tank heating pads
Insulated Main water line and
12V auto sensing heater line



Roller Shades
No more strings on me! Easy operation including convenient day screen and full black out shade for privacy



Dyson cordless vac
You trust the Dyson name
and we trust that you will love having
the Dyson cordless vac in your Landmark.
12-15 minutes of power from one charge. No
more lugging hoses cords or household vacs,
you won't even need a broom.



HYDRAULIC LANDING GEAR



FASTER & STRONGER

2½ times **FASTER** than electric gear

EXTEND

Hydraulic w/ load	52 Seconds
Electric w/ load	2.26 Minutes

RETRACT

Hydraulic w/ load	38 Seconds
Electric w/ load	1.75 Minutes

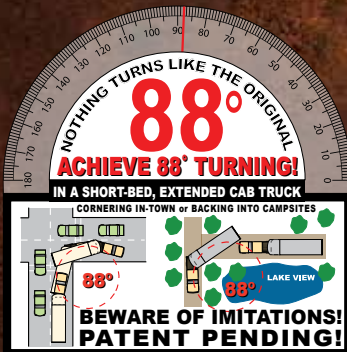
Times Based on 12 inches of travel

- Aluminum landing gear legs resist rusting and corrosion for long lasting, smooth operation.
- 9 inch Round foot pads on hydraulic landing gear legs have a compression area of 63.5 sq in per leg or 127 sq in total
- 6x9 inch Electric foot pads only have 54 sq in or 108 sq in total



FRONT CAP DESIGN

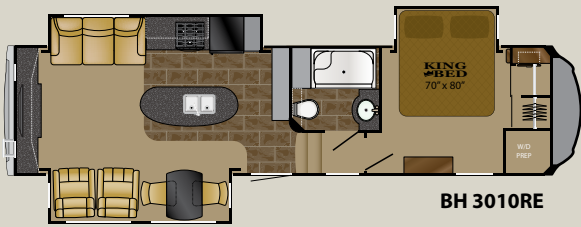
The fiberglass front cap for the BIGHORN is all new with sleek radiuses and design lines flowing through it. The Patented turning radius design is perfect for short-bed, extended-cab trucks!



Perfect for Short-Bed,
Extended-Cab Trucks

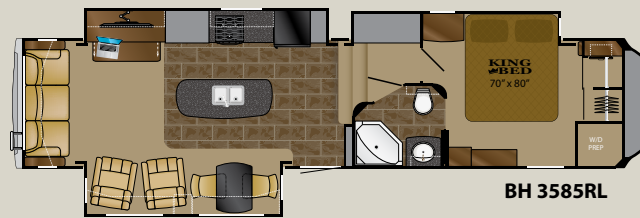


When you want to open and close your slide-outs or power awning, level your coach or just turn the welcome light on without searching for the switch in the dark, you can easily accomplish all of these tasks easily with a few touches on your linc™ remote.



BH 3010RE

Length: 34' 10" Height: 12' 11½"
 Dry: 11,915 GVWR: 14,000 Hitch: 2,340



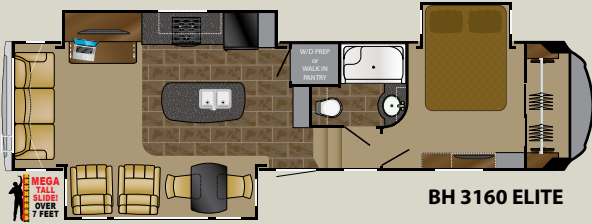
BH 3585RL

Length: 38' 9" Height: 12' 11½"
 Dry: 12,865 GVWR: 15,500 Hitch: 2,350



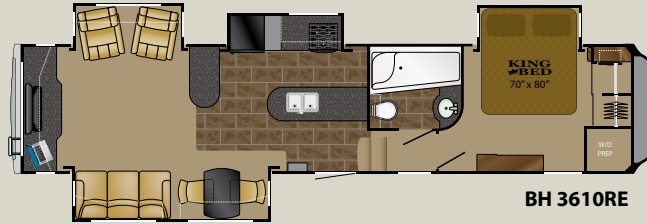
**Standard
 High Gloss Sidewalls
 with Painted Front Cap**

**Optional
 Ivory High Gloss Sidewalls with
 Painted Front and Rear Cap**



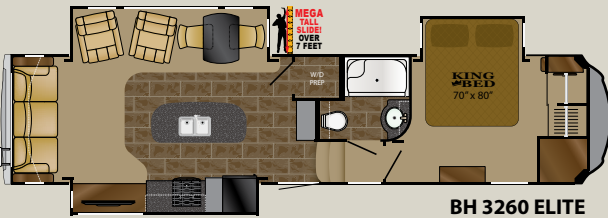
BH 3160 ELITE

Length: 35' 10" Height: 12' 11½"
 Dry: 12,015 GVWR: 15,500 Hitch: 2,095



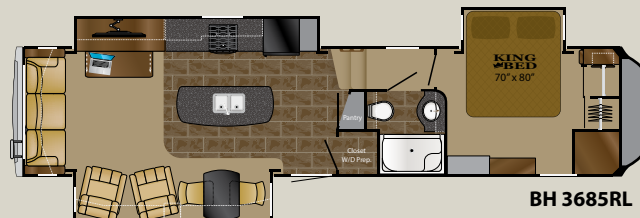
BH 3610RE

Length: 40' 0" Height: 12' 11½"
 Dry: 12,770 GVWR: 15,500 Hitch: 2,115



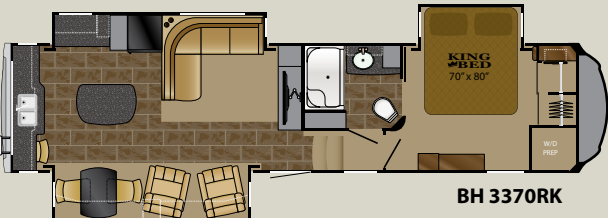
BH 3260 ELITE

Length: 36' 7" Height: 12' 11½"
 Dry: 11,845 GVWR: 14,000 Hitch: 2,115



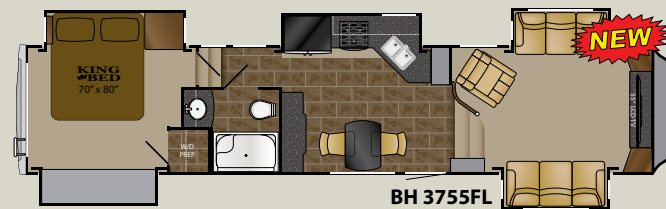
BH 3685RL

Length: 38' 11" Height: 12' 11½"
 Dry: 12,025 GVWR: 15,500 Hitch: 2,350



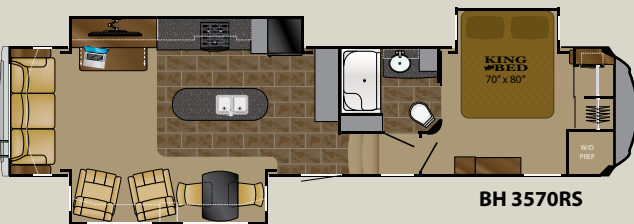
BH 3370RK

Length: 36' 10" Height: 12' 11½"
 Dry: 12,095 GVWR: 15,500 Hitch: 2,375



BH 3755FL

Length: 40' 7" Height: 12' 11½"
 Dry: 13,910 GVWR: 16,000 Hitch: 2,795



BH 3570RS

Length: 37' 10" Height: 12' 11½"
 Dry: 12,255 GVWR: 15,500 Hitch: 2,210



BH 3875FB

Length: 41' 9" Height: 12' 11½"
 Dry: 13,350 GVWR: 16,000 Hitch: 3,010

OPTIONS

EXTERIOR

- 6 Point "Level Up" Auto Leveling System
- Moryde Hitch
- Slide-Topper Awnings
- Dual Pane Framless Windows
- Generator Prep
- 5.5 Onan Generator (ask dealer)
- 2nd 13.5 BTU Fully Ducted Bedroom A/C
- Electric Power Cord Reel w/ 34' Cord (N/A 3755FL)
- Heat Pump Options (ask dealer for details)
- Yeti Extreme Weather Package
- 1¼" Accessory Receiver
- Outdoor Entertainment (includes 32" TV, DVD stereo combo and power awning on slideroom)

INTERIOR

- Electric Fireplace (Forced Option on 3010RE, 3755FL)
- Convection Oven
- 32" Bedroom TV/DVD Combo
- Large (2x2) 4 Door Refer
- Three Speed, Temperature Control Fan in Bedroom or Bathroom w/Rain Sensor
- Booth Dinette (N/A 3755FL)
- Queen Bed IPO King Bed (Queen std on 3160EL)
- Two Folding Dinette Chairs
- Two Stationary Dinette Chairs
- Programmable Safe
- Theater Seating (3160, 3260, 3570, 3585, 3685, 3875 only)
- Deluxe Coffered Ceiling (N/A 3755FL)
- MCD Roller Shades (forced option)
- 22 cu.ft. Refrigerator with Stainless Steel Appliances



Note: Length defined as tow point (Ball coupler for travel trailers / King pin for 5th wheel trailers) to rear bumper. It does not include the rear ladder. Add 9" w/ Extended Pin Box

STANDARDS

• HAND CRAFTED CABINERY

- Glazed Hardwood Chestnut Cabinetry & Fascia
- Amish-Crafted Natural Hardwood Cabinet Doors w/ hidden hinges and Drawers
- All Cabinet Frames are Pre-Drilled, and Screwed Together - not stapled
- Baltic Birch Drawer Construction (Real Wood)
- Deluxe Ball-Bearing Drawer Guides

PATENT PENDING Front Cap and Frame Design SPECIALLY Designed and Engineered For SHORT BED TRUCKS

- Allows for 88° Turning Radius on Short Bed, Extended Cab Trucks
- Truly Unique Aerodynamic Profile
- Painted Front Cap

EXTERIOR

- High Gloss Sidewalls
- Linc Multipurpose Wireless Remote System w/ LCD Touch Screen Operates Slides, Power Awning, Front Landing Gear and Entry Door Step Light
- ABS Hitch Cover
- Entry Door Overhead Light
- Automotive Aerodynamic Styled Rear Cap w/ LED Turn Lights
- Brushed Aluminum Rear Ladder
- Outside Stereo w/ iPod hookup

UNIVERSAL DOCKING CENTER

- 12 Volt Light
- Exterior Shower with Hot & Cold Water
- Black Tank Flush System Hook Up
- City Water Hook Up with High Pressure Fresh Tank Fill
- Shielded RG-6 Coaxial Cable Hook Up
- Satellite Hook Up (Roof OR Tri-Pod)
- All Tanks Pull Handles
- Winterization Valves

LARGEST EXTERIOR STORAGE IN IT'S CLASS!

- Offering Over 140 Cubic Feet of Storage!
- Durable Diamond Flooring with Steel Tie-Downs
- Large Insulated Slam Baggage Doors
- Unobstructed Pass-Through Design
- 12V Lights
- 1 Cable Outlet / 110 V Outlet

BEDROOM

- Built-In Closet System Featuring Hanging Clothes Rods, Recessed Shelving and Built-in Dresser
- King Size Bed (N/A 3160 EL) Memory Foam Pillow Top Mattress
- Two Windows in Slide for Better Air Flow (N/A in 3585)
- Tall Dresser w/4 Large Drawers
- 6'4" Bedroom Ceiling Height Throughout
- Level Floor between Bath and Bedroom

- Adjustable Reading Lights Over Bed
- Storage Shelves in Bed Slide Room
- Deluxe Headboard Design
- Pillow Package and Comforter
- Massive Under Bed Storage
- Pull-out Storage Drawer in Steps
- 32" Deep Bedroom Electric Cable Slide Rooms (Most Models)

WALL CONSTRUCTION

- Laminated Fiberglass Sidewalls
- Double-Welded Aircraft Quality Aluminum SUPERSTRUCTURE Cage Construction
- Drip Rail w/Down Spouts
- Deluxe Power Exterior Awning

STANDARD WINDOW FEATURES

- Frameless Dark Tinted Safety Glass Windows with UV Inhibitor
- Huge Panoramic Rear Bay Window
- Huge Panoramic Windows in Dinette
- Ventilation Slider Side Windows

LAMINATED ROOF CONSTRUCTION

- 5" Welded Aluminum Frame
- Walkable Roof Decking (3/16")
- One-Piece Seamless EPDM Rubber Roof
- Radius Metal Roof Cap

LAMINATED FLOOR CONSTRUCTION

- Strong 2½" Aluminum Framing
- Block Foam Insulation
- 3/8" Seamless Decking
- Thermo-Board Luan on the Bottom
- R-14 Laminated Upper Deck Floor

FRAME & LANDING GEAR

- Strong 10" I-Beam Frame w/Rust Prohibitive Coating (12" on Larger Models)
- Hydraulic Landing Gear Jacks (No Snap Pins Required)
- Heavy Duty Electric Rear Stabilizer Jacks (N/A with Six Point Auto Leveling System)

TIRES & AXLES

- Correct Track Alignment System
- Heavy-Duty E-Rated 16" Tires
- Aluminum Rims
- Spare Tire
- E-Z Flex™ Suspension System by Dexter with Quad Shocks - for the Smoothest Ride Around
- 6,000 lb. Dexter Axles with Easy-Lube™ Hubs (7,000 lb. Axles on 3160, 3370, 3570, 3755, 3875, 3585, 3610, 3685)
- 2" x 12" Nev-R-Adjust Brakes by Dexter
- Monogrammed ABS Fender Skirts

UNDERBELLY

- Seamless Corrugated Underbelly Material
- Heated and Enclosed Underbelly
- Heated and Insulated Holding Tanks & Gate Valves
- Flexfoil Insulation (R-14)

PLUMBING

- Color-Coded Plumb-PLEX™ Water Lines w/10/25 Year Warranty
- Quick & Easy Winterization System

TANK SIZE & LP GAS SYSTEM

- 70 Gallons - Fresh Water Capacity
- 135 Gallons Waste Water - 90 Gal. Grey / 45 Gal. Black
- (2) 30# LP bottles w/Auto Change Over

POWER

- 80 AMP/12V DC Power Converter
- 50 Amp Detachable Marine Cord
- Dual Battery Box (1 Battery Included)
- 110V Exterior Electrical Receptacles
- Battery Disconnect

HEATING

- Seamless One Piece Below Floor Heat Duct
- 42,000 BTU Furnace Insulated In-Roof Air Conditioning System for Maximum Efficiency
- 15,000 BTU Air Conditioner
- Air Conditioned Stool Room

TOTAL INSULATION VALUES

- Walls - R11 *All Formaldehyde-Free
- Roof - R34 Insulation.
- Slide Room Floors- Radiant Insulation R38 Equivalent
- Main Floor - R38 • Upper Deck Floor - R14

MAIN SLIDE ROOM

- 6'5" Ceiling Height
 - Hydraulic Operating System
 - Selector Valves for Slide Rooms
 - Double Squeegee Seals w/One-Piece Weather-proof Floor Pan.
 - 12V LED Lights
 - Cabinets Above Sofa and Dinette
 - Hydraulic Manual Override System
- ### ENTERTAINMENT & CONNECTIONS
- Computer Desk Station (most models)
 - Decorative Glass Door Inserts
 - 40", 46" or 55" LED HIGH DEFINITION TV (Depends on Model)
 - Pre-wired for Winegard Trav'ler Satellite System
 - Sound Bar w/ Subwoofer & Bluetooth Compatible
 - Blu-ray Player w/ Wireless Smart Technology

INTERIOR STANDARDS

- All-in-One Master Control Panel with DSI Water Heater Switch, Tank Level Monitors, Slide Switches and Light Switches
- "Welcome Back Light"
- Day/Night Shades
- Hardwood Entry Handle
- Custom Slide Out Fascias
- Oil-Rubbed Bronze Lighting Package

LIVING ROOM

- High Back Rocker/Gliders
- Upgrade Flip & Fold Sleeper Sofa
- 110V Ceiling Fan with Light Kit

APPLIANCES AND LIGHTING

- 8 Cu.Ft Refrigerator with Hardwood Door Inserts
- 3-Burner Cook Top w/Oven
- 30" Microwave Oven Over the Range
- Boutique Pull Out Sprayer Faucet in Kitchen
- 12 Gal. Water Heater (Gas/Electric DSI)

KITCHEN

- Recessed LED Lighting
- Real Solid Surface Countertops w/ Pencil nose Edge
- BeauFlor Resilient Flooring
- 24" Deep Residential Sized Cabinets
- Toe Kicks (most models)
- Residential Size, Stainless Steel Kitchen Sink w/ Matching Solid Surface Sink Covers
- 22" Deep Residential Size Drawers
- Custom Crafted Dinette Table and 2 Chairs w/built-in storage
- Large, Deep Pantry
- Three Speed, Temperature Control Fan w/Rain Sensor

BATH AREA

- 6'4" Bath/Bed Ceiling Height Throughout
- BeauFlor Resilient Flooring
- Solid Surface Countertop with undermount sink and matching sink cover
- Large Mirrored Medicine Cabinet
- Linen Base Cabinet Storage

SHOWER

- 1-Piece Fiberglass Shower (Mega/Mini Mega Where Available)
- Elegant Glass Shower Surround
- Domed Skylight Over Shower

COMMODOE ROOM

- Power Roof Ventilation
- Dual 12V LED Lights with Soft Lighting Lenses
- Porcelain Commode w/Foot Flush
- Recessed Storage Shelf

BIGHORN PREMIER PACKAGE

- High Gloss Exterior Fiberglass Sidewalls
- Painted Front Cap
- Frameless Windows
- Hardwood Slideroom Facia
- Dyson Cordless Vacuum
- Recessed LED Lighting
- Exterior Stereo w/ USB Plug
- Upgraded Raised Panel Passage Doors
- Upgraded Mirrored Wardrobe Doors



Heartland Recreational Vehicles

1001 All-Pro Drive • Elkhart, IN 46514 • 574-262-5992

Community. Convenience. Close-to-home.

Where you purchase your recreational vehicle is ultimately your decision but Heartland urges you to consider buying at your local dealer. Dealers are part of your community, providing jobs and contributing to your local economy. These dealers are under obligation to provide warranty service for products they sell, but are not legally required to service products purchased from other dealers. At some point, you may need to return to the dealer you buy from - why not stay close to home? After all, home is where your Heartland is!

BENEFITS OF PURCHASING YOUR RV LOCALLY:

- You enjoy valuable relationship building with Dealer Representatives, close to your home, who will explain the features and benefits of the product.
- You receive a full product orientation prior to delivery, which includes hands-on directions for many of the coach's systems and functions. You are also introduced to the Dealership's Service/Parts/Warranty personnel who are at the ready to help you with any issues you may encounter, now and in the future.
- You enjoy customer PRIORITY. Dealerships generally service their purchasing customers first - others may experience long delays and miss opportunities to use their RV. What is it worth for you to have a dealership's full attention and motivation to satisfy you when you need service - in a timely manner?
- Valuable TAX dollars and jobs stay in YOUR community which pays for your roads, schools, police and fire departments.

DON'T UNDERESTIMATE CUSTOMER SERVICE AND PERSONAL CARE!

For Canadian Residents: If you purchase an RV out-of-country, there are additional fees, taxes and inspections that must be met before bringing your product home. Your local Canadian dealers are experts in these provisions.

Visit HEARTLAND on:



Your Authorized Heartland Dealer:

HEARTLAND PROUDLY PARTNERS WITH THE HIGHEST QUALITY VENDORS
in manufacturing our recreational vehicles:



BIGHORN

BY HEARTLAND

Big Luxury... Big Value...



**HEARTLAND
CUSTOMER SERVICE
WE'VE GOT YOUR BACK!**

Over 40 men and women located in a dedicated facility servicing our customers every day. With a dealer network of over 400 locations across the U.S. and Canada, you're never far from an authorized Heartland dealer.

www.HEARTLANDRVs.com



Experience:

- Product Walk-Through Videos
- Side By Side Comparisons
- Feature Videos • Photo Galleries
- Virtual 360° Tours
- Detailed Floor Plans
- News • Testimonials
- Dealer Locator • Owners Club
- Customer Service • Service Locator
- and More at our Informative Web Site



Product information is as accurate as possible as of the date of publication of this brochure. Due to Heartlands commitment to continuous product improvement - floorplans, materials, components, features, specifications, options, etc. are subject to change without notice or obligation to Heartland Recreational Vehicles. Product information and specifications apply to coaches beginning with serial number 273636

Tow Vehicle Caution: Owners of Heartland recreational vehicles are solely responsible for the selection and proper use of tow vehicles. All customers should consult with a motor vehicle manufacturer or their dealer concerning the purchase and use of suitable tow vehicles for Heartland products. Heartland disclaims any liability or damages suffered as a result of the selection, operation, use or misuse of a tow vehicle. Heartland's limited warranty does not cover damage to the recreational vehicle or the tow vehicle as a result of the selection of the tow vehicle.

See your nearest Heartland dealer to review a current model.