

VACATIONER®

2011



HOLIDAY RAMBLER®

This is Living®



Vacationer®

BACK BY POPULAR DEMAND

With the new 2011 Vacationer, Holiday Rambler reintroduces one of its most popular models, and one of the most versatile, value-packed motorhomes on the market. For starters, Vacationer boasts four impressive floorplans in lengths from 30 to 36 feet, including double-sideouts, triple slideouts and the incomparable spaciousness of a full-wall slideout. You'll find a multitude of interior décor and exterior graphics packages, including standard deluxe vinyl graphics, as well as

optional partial paint with vinyl graphics or full-body paint with painted graphics. Inside, there's a wide range of beautiful details, including new raised panel cabinet doors, solid surface countertops and cozy Leatherette recliner cockpit seats. Must-have options include a single camera rear vision system, a large eight cubic foot double-door refrigerator with ice maker, day/night shades and a surround sound home theater system with DVD player. *(Pictured: 30SFS/Infinity/Fulton Cherry)*





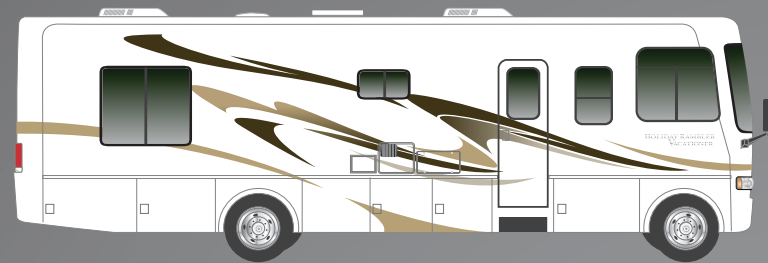
HONEYCOMB IV




INFINITY II



TWILIGHT DELIGHT



STANDARD GRAPHICS PACKAGE (Vinyl Graphics)



OPTIONAL GRAPHICS PACKAGE (Vinyl Graphics with Partial Paint)

*PICTURED AT LEFT: OPTIONAL GRAPHICS PACKAGE (Full-Body Paint)



NEWPORT CHERRY
Standard



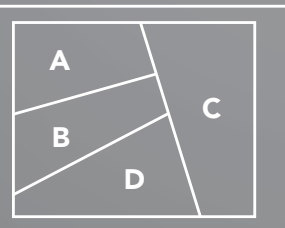
NEWPORT CHERRY GLAZE
Optional



FULTON CHERRY
Optional

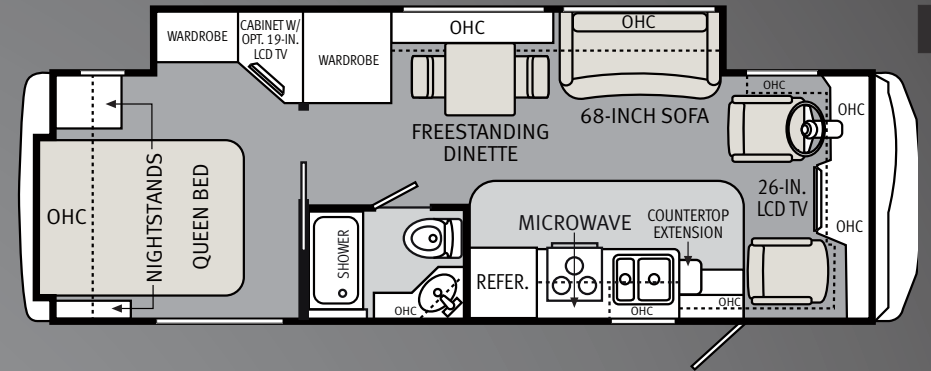
Note: Colors depicted are a reasonable representation though they may not be an exact match of the actual colors due to variances in processing and production. See your dealer for actual fabric and paint chip samples.

- A. BEDSPREAD
- B. SOFA
- C. ACCENT
- D. CARPET

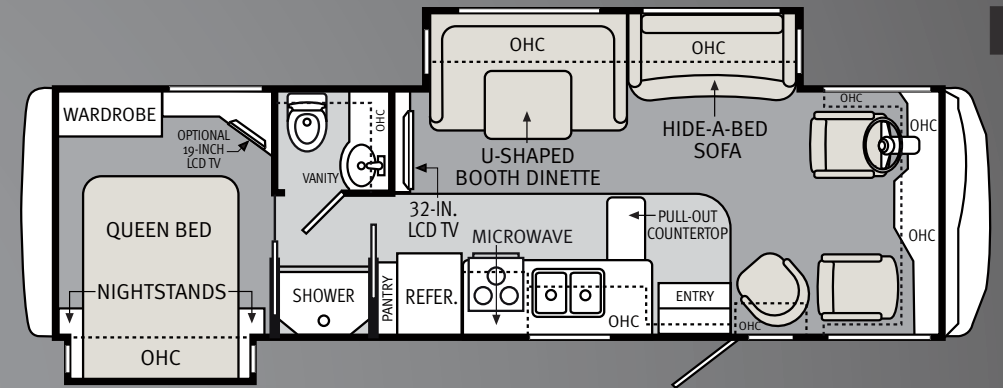


Carpet Tile

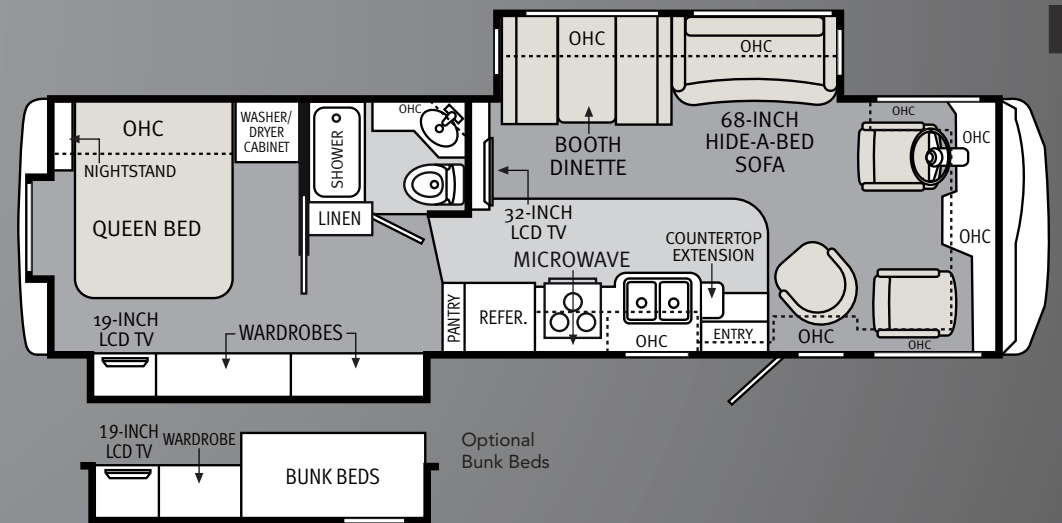
FULL-WALL SLIDE
PANA suite



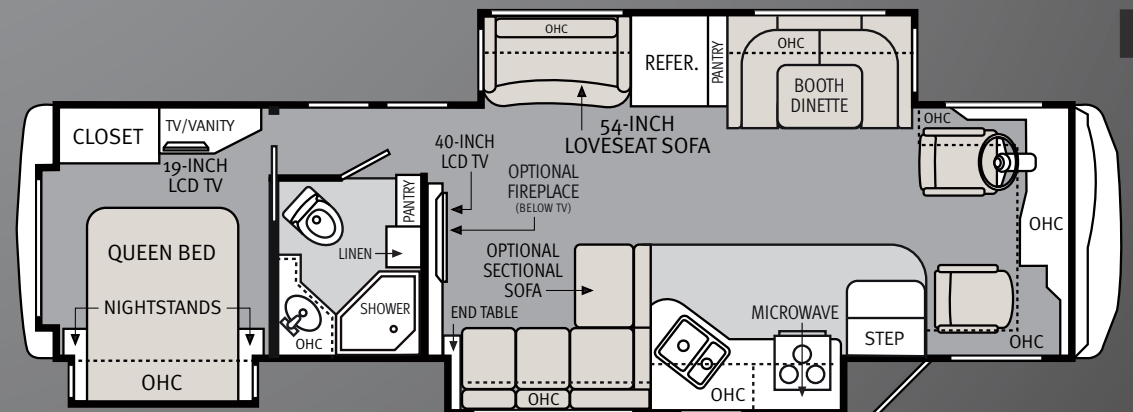
30SFS



32WBD



34SBD



36SBT



AROUND-THE-CLOCK SERVICE AND SUPPORT

When you take delivery of your new RV, it's just the beginning of our exclusive around-the-clock Owner Advantage Program. We offer an extensive support program that provides complete roadside assistance and special motor club benefits that follow you wherever your travels take you. We've teamed up with the largest RV emergency road service company in the country to give you immediate access to fast, dependable service when and where you need it. Add our toll-free service appointment assistance, plus a technical assistance hotline, and you have the security of full-time support at your fingertips.

For details, call toll-free (877) 211-8135

Due to continuous product improvement, visit holidayrambler.com for the latest in standards and options, specifications, and technical data.

	30SFS	32WBD	34SBD	36SBT	
WEIGHTS FORD	Gross Vehicle Weight Rating (Lbs.)	18,000	18,000	20,500	20,500
	Gross Combined Weight Rating ¹ (Lbs.)	26,000	26,000	26,000	26,000
	Front Gross Axle Weight Rating (Lbs.)	7,000	7,000	7,500	7,500
	Rear Gross Axle Weight Rating (Lbs.)	11,000	11,000	13,500	13,500
MEASUREMENTS	Wheelbase	190"	N/A	N/A	242"
	Overall Length w/o Ladder	30' 11"	N/A	N/A	36' 10"
	Overall Height, Including AC	12' 3"	12' 3"	12' 3"	12' 3"
	Interior Height	80.5"	80.5"	80.5"	80.5"
	Interior Width	96"	96"	96"	96"
	Exterior Width	100.5"	100.5"	100.5"	100.5"
TANK CAPACITIES ²	Gray Tank (Gal.)	40	40	40	40
	Black Tank (Gal.)	40	40	40	48
	Fresh Tank (Gal.)	60	60	60	60
	LP Tank (Lbs./Gal.)	68/16	68/16	68/16	68/16
	Fuel Tank (Gal.)	80	80	75	75

¹Towing capacity is limited by GCWR; your vehicle's towing capacity is the difference between the GCWR and the actual vehicle weight, including all water, fuel, passengers and cargo. Your towed vehicle should be equipped with auxiliary brakes if the weight of the towed vehicle exceeds 1,000 lbs. Consult your owner's manual for further towing information.

The actual overall length of the recreational vehicle may differ from that indicated in the brochure due to variances in the manufacturing process and/or installed components. The actual length may be greater or less than that indicated. Due to the large variety of options and floorplan arrangements available to our customers, actual weights for each unit can differ significantly. Holiday Rambler provides a weight sticker on each unit we produce which includes that unit's tank capacities and approximate weight. Consult your local Holiday Rambler dealer for unit availability and further information. The information printed in this brochure reflects product design, fabrication, and component parts at the date of printing. The manufacturer reserves the right, at any time, to make changes in product design or material or component specifications

²All tank capacities are estimated based upon calculations provided by the tank manufacturers and represent approximate capacities. The actual "usable capacity" may be greater or less than the estimated capacities based upon fabrication and installation of the tanks.

as its sole option, without notice. This includes the substitution of components of a different brand or trade name which will result in comparable performance. All information printed in this brochure is subject to change after the date of printing. Some features shown or mentioned in this brochure are optional and may only be available in selected floorplans. Photographs may depict a floorplan option that has been discontinued or is no longer available at the time of your purchase. Photographs may show props or decorations that are not standard equipment. Holiday Rambler, the Holiday Rambler logo and its design, are registered trademarks. Other products and company names are trademarks and/or registered trademarks of their respective holders. While the color of the motorhome's exterior and the interior fabrics depicted in this sales brochure are

³Actual filled LP capacity is 80% of listing due to safety shut-off required on tank.

fair and reasonable depictions, the colors depicted may not be an exact match of the actual colors because of the variances in photo-processing and printing. Due to product improvements, changes during the model year and/or transcription errors that may occur, information represented within this brochure may not be accurate at the time of your purchase. If certain information is significant to your purchasing decision, please confirm the information with your dealer. Component part and appliance manufacturers issue limited warranties covering portions of the recreational vehicle not covered under the Limited Warranties issued by Monaco RV, LLC. To learn specific details regarding warranty coverage, please contact your selling dealership or review the warranty packet inside the recreational vehicle.

WARRANTIES

12 month/24,000 mile basic limited warranty. 5 year/50,000 mile limited structural warranty. *Review your coach's limited warranty in full for complete terms and conditions. Review your chassis manufacturer's limited warranty in full for complete terms and conditions.

Standards Options

STANDARD FEATURES

BODY CONSTRUCTION

- › Laminated Sidewall Construction
- › High Gloss Fiberglass Sidewalls
- › Laminated Structure Floor with High-Density Block Foam Insulation
- › Peaked One-Piece Fiberglass Roof with Fiberglass Insulation
- › One-Piece Front Windshield
- › Deluxe Black Exterior Mirrors
- › Fog Lights
- › Metal Fuel Door with Lock
- › One-Piece Polyethylene Pass-Through Storage Compartments
- › Side-Hinge Baggage Doors at All Door Locations
- › Rear Wheel Mudflaps
- › Deluxe Vinyl Graphics Package
- › Rear Ladder
- › Automatic Electric Exterior Entrance Step

FORD CHASSIS/ENGINE (GAS)/SUSPENSION

- › 6.8L Triton® V-10 Gasoline Engine w/ Electronic Fuel Injection; 362 HP @ 457 lbs./ft. Torque
- › 5-Speed TorqShift® Automatic Overdrive Transmission with Tow/Haul Mode
- › Transmission Oil Temperature Gauge
- › 130 Amp Alternator
- › Rear Axle Ratio 5.38:1
- › Stainless Steel Wheel Liners with Valve Extenders
- › Rear Multi-Leaf Spring Suspension
- › Automatic Hydraulic Leveling Jacks
- › Front and Rear Disc, 4-Wheel Antilock Brakes
- › Heavy Duty Front Track Bar with Shock Absorbers
- › 5,000 lb. Hitch Receiver with Dual Connector 4/7-Pin
- › One 12V Chassis Battery
- › Battery Boost Start Switch

COCKPIT

- › Fiberglass Auto-Style Dash with Vinyl Covering, Oxford Burl Instrumentation Panel
- › Side Console Pilot and Co-Pilot Seats with Two-Tier Side Cup Holders
- › In-Dash AM/FM/CD Stereo Radio; Sirius Satellite Ready w/ SD Card Slot, and Weather Band
- › Multi-Positioned Sun Visors
- › Front and Side Window Close-Off Curtain
- › Recessed Pilot/Copilot Ceiling Map Lights
- › Leatherette Pilot/Copilot Cockpit Recliner Seats

BODY CONSTRUCTION

- › Partial Paint (Front Mask and Lower Rear Skirt Painted; Smooth Fiberglass Walls and Chrome Badging)
- › Four-Color Full Body Paint w/ Gel Coat Fiberglass Walls, Electric Patio Awning w/ Covers and Chrome Badging
- › Deluxe Exterior Mirrors with Powered Head and Heat

COCKPIT

- › Single Camera Rear Vision System
- › Six-Way Power Driver's Seat

APPLIANCES AND ACCESSORIES

- › Large Double-Door Refrigerator with Ice Maker
- › Large Four-Door Refrigerator with Ice Maker (36SBD) (N/A with Pantry)
- › Convection Microwave Oven
- › High-Output 3-Burner Cooktop
- › Washer/Dryer Prep (34SBD Only)
- › Combo Washer/Dryer (Requires Washer/Dryer Prep Option) (34SBD Only)
- › DVD Player in Living Area and/or Bedroom
- › Home Theater Surround Sound System w/ DVD Player
- › Fireplace in Living Area Under TV (36SBT Only)

OPTIONAL FEATURES

APPLIANCES AND ACCESSORIES

- › Double-Door Refrigerator
- › High-Output 3-Burner Cooktop with Oven
- › 30" Spacesaver Microwave Oven
- › 40" LCD TV in Main Living Area (36SBT Only)
- › 32" LCD TV in Main Living Area (32WBD, 34SBD)
- › 26" LCD TV in Cockpit Overhead (30SFS Only)
- › 19" LCD TV in Bedroom (34SBD, 36SBT)
- › TV and Dash Stereo Combined Antenna
- › Cable TV and Satellite Dish Prep

INTERIOR

- › Newport Cherry Cabinetry
- › Smoked Inserts on Refrigerator Doors
- › Satin Nickel Cabinet Door Pulls
- › Heavy Duty Ball Bearing Drawer Guides
- › Sidewall-Mounted Interior Grab Handle
- › Solid Surface Kitchen Countertops, Edge Treatment and Backsplash
- › Solid Surface Kitchen Countertop Ext. (N/A: 32WBD)
- › Solid Surface Kitchen Pull-Out Countertop (32WBD)
- › Kitchen Pantry w/ Roll-Out Storage (N/A: 32WBD)
- › Bath Laminate Countertops with Stainless Steel Sink
- › Carpet with Padding in Living Area and Bedroom
- › Soft-Touch Padded Vinyl Ceiling
- › New Hardwood Slide-Out Fascia
- › Two Decorative Sofa Pillows in Living Area
- › Hardwood Headboard
- › Bedsprad with Reverse Sham and Decorative Pillow
- › Mini Blinds with Valances and Lambrequins

FURNITURE

- › Queen Bed with Innerspring Mattress
- › Roadside: Fabric Hide-A-Bed Sofa (N/A: 36SBT)
- › Roadside: Fabric Love Seat Sofa (36SBT)
- › Curbside: Fabric Hide-A-Bed Sofa (36SBT)
- › Fabric Barrel Chair (32WBD, 34SBD)
- › Fabric Booth Dinette with Seatbelts (34SBD Only)
- › Leatherette U-Shaped Booth Dinette (32WBD, 36SBT)
- › Freestanding Dinette with Two Freestanding Chairs and Two Folding Chairs (30SFS Only)

ELECTRICAL SYSTEMS AND LIGHTS

- › 30 Amp 120V Distribution Panel (30SFS, 32WBD)
- › 50 Amp 120V Distribution Panel (34SBD, 36SBT)
- › Onan® 4.0 kW Generator (30SFS, 32WBD)
- › Onan® 5.5 kW Gas Generator (34SBD, 36SBT)

- › 19" LCD TV in Bedroom (30SFS, 32WBD)
- › Exterior Entertainment Center Under Patio Awning, 32" LCD TV with Stereo (N/A: 30SFS)

INTERIOR

- › Décor: Honeycomb, Infinity and Twilight Delight
- › Fulton Cherry Cabinetry
- › Glazed Newport Cherry Cabinets, Fascia, Headboard
- › Raised Panel Refrigerator Insert Cabinet Doors
- › Day/Night Shades On All But Kitchen Window

FURNITURE

- › Roadside: Leatherette Hide-A-Bed Sofa (N/A: 36SBT)
- › Roadside: Leatherette Loveseat Sofa (36SBT)
- › Curbside: Leatherette Hide-A-Bed Sofa (36SBT)
- › Curbside: Leatherette Sectional Sofa (36SBT)
- › Arched Back Wood Booth Dinette with Side-Sliding Table (30SFS Only)
- › Hallway Bunk Beds with Two Fold-Down DVD Players w/ Game Hookups and Lights; Wireless Headphones and Two-Drawer Storage Below (34SBD Only)
- › Freestanding Leatherette Euro Recliner with Ottoman (34SBD Only)

- › 12V Auxiliary Battery
- › Battery Disconnect Switch
- › 12V Outlet Switch in Cockpit Area
- › Exterior Power Entry Step with Light
- › Water Pump Switch Convenience Center
- › Hallway Convenience Center
- › Lights in Outside Storage Compartments
- › Decorative Satin Nickel Lighting
- › Satin Nickel Finish Swivel Bullet Lights Over Bed

PLUMBING AND LP SYSTEMS

- › Stainless Steel Kitchen Sink with High-Rise Faucet
- › Stainless Steel Bathroom Sink with Satin Nickel Faucet
- › 12V Demand Water System and Water Pump
- › 6-Gallon LP Gas/Electric Water Heater with Electronic Ignition and DSI
- › Water Heater Bypass Kit
- › Exterior Shower (34SBD, 36SBT)
- › China Toilet Bowl
- › Contained Storage Area for Sewer Hose
- › Shower Faucet with Hose and head with Shut-Off
- › Neo-Angled Shower with Glass Door (36SBT Only)
- › Rectangle Shower with Glass Door (N/A: 36SBT)

HEATING, VENTS AND AC

- › Single 13.5M BTU AC w/ Ducted Air – Front
- › 31M BTU Electronic Ignition Furnace (30SFS Only)
- › 35M BTU Electronic Ignition Furnace (N/A: 30SFS)
- › Electronic Dash AC/Heat Climate Control System
- › Non-Power Roof Vent in Kitchen and Bedroom
- › 12V Power Roof Vent in Bath
- › Heat Pads on Holding Tanks (34SBD, 36SBT)

WINDOWS, DOORS AND AWNINGS

- › Dark Tinted Safety Glass Radius Flush-Mount Windows
- › Patio Awning without Cover (N/A with Full-Body Paint)
- › Living Area Slideout Topper Awnings
- › Bedroom Slideout Topper Awnings (32WBD, 36SBT)
- › Tinted Plexiglas Skylight in Bath

SAFETY

- › Fire Extinguisher
- › Deadbolt Lock on Entrance Door
- › LP Gas, Smoke and Carbon Monoxide Detectors
- › Pilot/Copilot 3-Point Seatbelts
- › Seatbelts Throughout

ELECTRICAL SYSTEMS AND LIGHTS

- › 50 Amp Service (30SFS, 32WBD) (Req. 5.5 kW Gas Generator Option)
- › Onan® 5.5 kW Gas Generator (30SFS, 32WBD) (Req. 50 Amp Service Option)
- › Second Auxiliary Battery

PLUMBING AND LP SYSTEMS

- › Exterior Shower (30SFS, 32WBD)

HEATING, VENTS AND AC

- › Single 13.5M BTU AC with Ducted Air in Bedroom
- › 12V Power Roof Vent in Kitchen
- › Heat Pads on Holding Tanks (30SFS, 32WBD)

WINDOWS, DOORS AND AWNINGS

- › Dual Pane Windows
- › Electric Patio Awning without Cover (N/A with Full-Body Paint Option)
- › Electric Patio Awning with Cover (Required Option with Full-Body Paint)

BUY LOCALLY. ENJOY EVERYWHERE.

Holiday Rambler strongly encourages its retail customers to purchase from their local dealerships whenever possible. Buying a new Holiday Rambler RV locally allows a customer to establish a relationship with a dealer close to home and provides convenient service and support from product-trained technicians. On our end, Holiday Rambler will continue to provide our dealer partners and customers with the finest RVs in the industry.

ALL ROADS LEAD TO HOLIDAYRAMBLER.COM

Wherever the road takes you, you're never more than a click away from your friends at Holiday Rambler. Just go to holidayrambler.com for all the latest product news, club dates and destinations, a dealer locator function, and factory tour information. You can also e-mail us directly through the site at any time.



VACATIONER®

2011



HOLIDAY RAMBLER®

This is Living®

91320 Coburg Industrial Way, Coburg, OR 97408 | holidayrambler.com | 800 245 4778

NAVISTAR

STRONGER THAN EVER.

When you buy a new Holiday Rambler, you get all the great things you expect: state-of-the-art products, innovative floorplans and first-class customer service. You also get the confidence that comes with being part of a 175-year-old parent company like Navistar, a world leader in transportation. To learn more about Navistar and its affiliates, visit navistar.com.