

SPORT RECREATIONAL VEHICLES

VICTORY LANE



AWESOME INTERIORS

There is more to a SRV than the cargo area. Victory Lane's® interiors are designed for comfort and value. Victory Lane is loaded with features that are usually found as upgrades on the competitor's products. Residential furnishings, full size slide rooms and designer decors with residential lighting and solid wood raised panel cabinet doors are just a few of the standard features that make Victory Lane your best SRV value.



Shown with optional Ultra Lounge



VICTORY LANE

102"
WIDE BODY
TOY HAULER


WELL-EQUIPPED CARGO AREAS

Victory Lane's cargo area is designed with the features and equipment you want in your next SRV. The cargo area features durable anti-slip floor covering, grey laminated storage cabinets and durable, easy to clean vinyl wallboard with kick plate, as well as an adjustable E-track tie-down system, cargo lights and power outlets.

Victory Lane features a premium bottom hinged, spring-lift assisted cargo door. This creates one of the largest door openings in the industry - 7'9" wide by 6'10" tall! The door includes dual exterior cam locks and an anti-slip finish.



MORE STANDARD FEATURES THAN THE COMPETITION



Tie Down System: An adjustable E-Track cargo management system is a standard feature and includes 4 mounting straps.

- 32" LCD flat screen TV
- *Rockford Fosgate* Entertainment Package
- 144 Gallon fresh water tanks
- 18,000 GVWR rating
- 16" Aluminum rims
- Generator prep with 30 gallon fuel tank
- 75 Amp converter
- 15,000 BTU AC
- Ceiling fan
- Exterior flood lights
- 10 Gallon gas/electric DSI water heater
- Enclosed underbelly
- Weather Guard insulation package
- Plus much more!



BEST BUILT TOY HAULER... PERIOD.



Hitch Helper® King Pin Cover



144 Gallon fresh water tank with 1 1/2" quick drain valve



10 Gallon gas/electric DSI water heater



Exterior wash station with hot & cold water



LED Tail lights



18,000 lb. GVWR and 16" aluminum rims with radial tires
6,000 lb. Triple axle design with shock absorbers



GL20 Dark tint windows



15,000 BTU Air conditioner

Packford Fosgate® ENTERTAINMENT PACKAGE



AM/FM/CD Stereo
12V DVD Player with MP3/iPod® port



10" Punch subwoofer with custom enclosure



Four interior Punch speakers



Two exterior Power speakers



400 Watt Power amplifier



32" High definition LCD TV

TURN IT UP!

THE
INDUS
BEST FE

VICT
LA

WHAT D
COMPE
OFF

MORE POWER & FUEL FEATURES



Fuel pump station with dedicated 30 gallon tank (optional)
 Fuel fill door mounted below garage floor for maximum interior cargo space



75 Amp power converter



36' 50 Amp marine-grade power cord



Generator prep with 30 gallon fuel tank standard
 5.5 Onan gas generator with second 30 gallon fuel tank (optional)

THE
 STRY'S
 FEATURES

TORY
 NE

DOES THE
 TITION
 ER?



Premium full fiberglass front cap



6'7" Living area slide room height
 (Shown with Ultra Lounge option)



Large master suite with oversized Comfort Plus 80" bed



Thule Smart RV Package
 Optional accessories mount to standard factory-installed pods. Countertop, trash bin, countertop organizer and universal hooks available





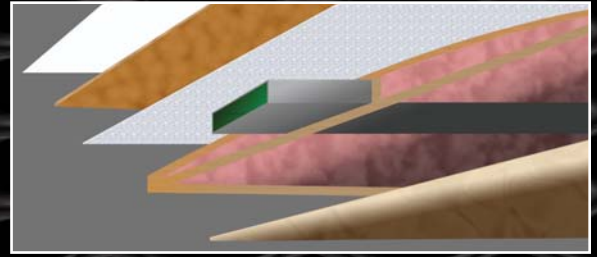
Recessed flood lights

STRIKING GOOD LOOKS

WEATHER GUARD PREMIUM PROTECTION PACKAGE

WEATHER GUARD

STANDARD



R14 Roof Structure

- 5" Truss roof with fiberglass insulation
- Two layers of R7 insulation
- 3/8" OSB walk-on roof deck
- One-piece rubber roof
- Insulated air conditioning duct

Enclosed/Heated Floor Structure

- 3" Floor structure with R7 insulation layer
- Enclosed tanks with three-layer laminated, insulated underbelly
- Radiant heat & heat duct to underbelly
- Frame rails lined with *Poly Air* insulation

VICTORY LANE PREMIUM CONSTRUCTION 102" WIDE BODY



Chassis

- 17. 12" Steel I-beam frame with outriggers
- 18. 16" Radial tires with aluminum rims on leaf spring axles with Ultra-lube hubs
- 19. 6000 lb. Triple axles
- 20. Triple fold-away steps
- 21. Standard electric front jacks with quick release

Floor

- 22. Polypropylene water resistant barrier attached to bottom of floor structure
- 23. 2" x 3" floor joists, 12" on center
- 24. Residential fiberglass insulation
- 25. 5/8" 5-ply tongue-and-groove, exterior-grade plywood floor
- 26. Residential tile-like linoleum
- 27. Residential carpeting
- 28. Insulated and enclosed underbelly

Cargo Area

- 29. Spring lift assisted cargo door with 3000 lb. capacity and anti-slip finish
- 30. Steel web framing under garage floor
- 31. E-track cargo management system
- 32. 1" Thick, one-piece OSB garage floor

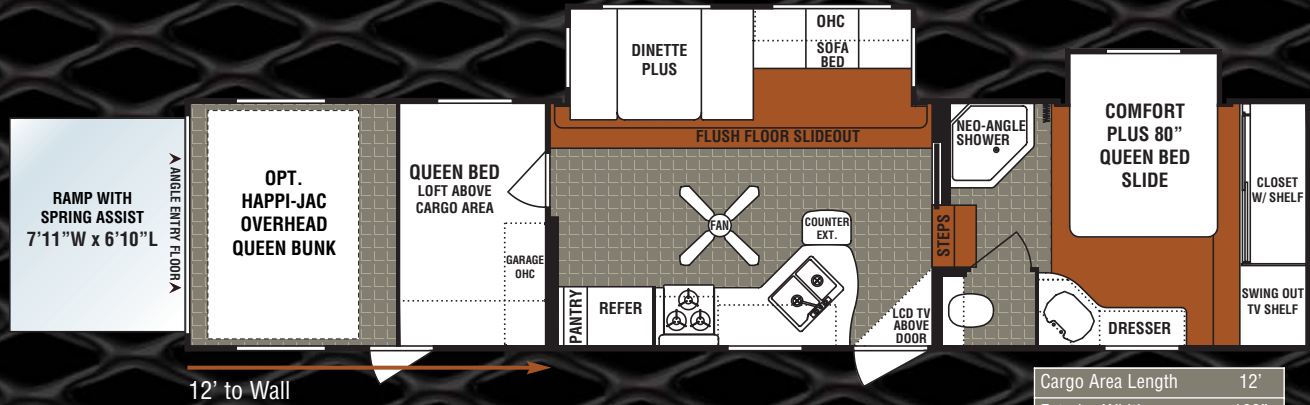
Walls

- 1. Laminated, high-gloss fiberglass bonded walls
- 2. 3.4 mm luan backer
- 3. Welded aluminum frame
- 4. Polystyrene block foam insulation
- 5. 2.7 mm second layer of luan backer with decorative wallboard
- 6. A & E 8300 series patio awning
- 7. Tinted radius clamp-ring windows
- 8. Radius corner baggage doors with lock and finger pull
- 9. Reinforced Gel Coat fiberglass cap

Roof

- 10. Fully decked walk-on roof with one-piece EPDM rubber roof membrane - 12 year rubber warranty
- 11. 3/8" roof decking
- 12. R14 Residential fiberglass insulation
- 13. 5" Tapered truss roof rafters on 16" centers
- 14. Ducted roof air conditioning
- 15. Rain gutter molding with corner downspouts
- 16. 15,000 BTU air conditioning

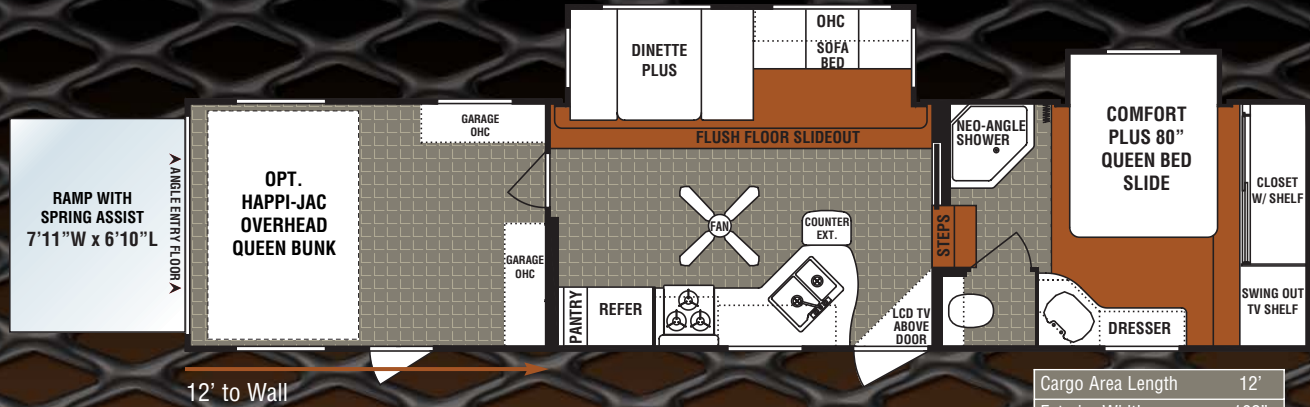
VICTORY LANE FLOORPLANS



Cargo Area Length	12'
Exterior Width	102"
Net Cargo Capacity	6464 lbs.

36SRV-H5 - TRIPLE AXLE DESIGN

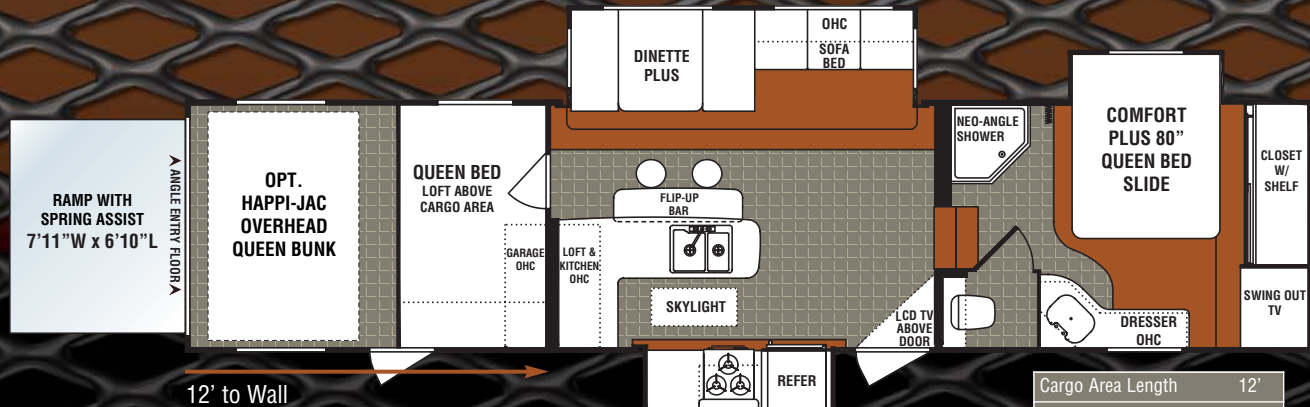
Exterior Length	38'8"	Unloaded Vehicle Weight	11,536 lbs.	GVWR	18,000 lbs.	Grey Water Capacity	42/42 gal.	Furnace Size (BTUs)	34,000
Exterior Height	13'3"	Dry Hitch Weight	2704 lbs.	Fresh Water Capacity	144 gal.	Black Water Capacity	42 gal.	Tire Size	ST235/80R16E



Cargo Area Length	12'
Exterior Width	102"
Net Cargo Capacity	6484 lbs.

37SRV-H5 - TRIPLE AXLE DESIGN

Exterior Length	38'8"	Unloaded Vehicle Weight	11,516 lbs.	GVWR	18,000 lbs.	Grey Water Capacity	42/42 gal.	Furnace Size (BTUs)	34,000
Exterior Height	13'3"	Dry Hitch Weight	2603 lbs.	Fresh Water Capacity	144 gal.	Black Water Capacity	42 gal.	Tire Size	ST235/80R16E



Cargo Area Length	12'
Exterior Width	102"
Net Cargo Capacity	6185 lbs.

38SRV-H5 - TRIPLE AXLE DESIGN

Exterior Length	38'8"	Unloaded Vehicle Weight	11,815 lbs.	GVWR	18,000 lbs.	Grey Water Capacity	42/42 gal.	Furnace Size (BTUs)	34,000
Exterior Height	13'3"	Dry Hitch Weight	2772 lbs.	Fresh Water Capacity	144 gal.	Black Water Capacity	42 gal.	Tire Size	ST235/80R16E

Heights include AC. Vehicle loading - Every effort has been made to provide the greatest number of options for the recreational vehicle owner. Along with these choices comes the responsibility to manage the loads that are imposed by the choices that they remain within the manufacturer's specified chassis weight limits. Do not overload the recreational vehicle. Some optional equipment not included. Net carrying capacity (NCC) is determined by subtracting unloaded vehicle weight (UVW) from gross vehicle weight (GVWR) and includes fluids, options and cargo. Liquid capacities and weights are approximations only. Warning - This information is intended as a guide only. Weights of individual vehicles may vary. Consult your owner's manual for complete loading, weighing and towing instructions. *UVW and Hitch Dry Weight are base weights of units without options. Each unit includes a weight label which lists specific weight information for that unit.

MORE STANDARD FEATURES MORE PREMIUM CONTENT

PERFORMANCE PLUS PACKAGE

- Electric front jacks
- Rear stabilizer jacks
- Extended hitch pin
- Hitch Helper king pin cover
- Easy lube axles
- 18,000 lb. Pin box
- 15,000 BTU A/C
- 16" Radial tires with aluminum rims
- Shock absorbers
- 2 Flood lights
- Phone jack
- 10 Gallon gas/electric DSI water heater
- Ceiling fan
- Extra large refrigerator
- Hide-A-Bed sofa
- Skylight (38SRV)
- Sink/stove cover
- Comfort Plus 80" bed
- Porcelain toilet with foot pedal flush
- Entry assist handle
- Oven with auto ignition
- Cargo area E-track tie-down system
- Microwave
- Ladder
- Awning
- Gas generator prep with 30 gallon fuel tank
- 32" HD LCD TV

SRV VALUE PACKAGE

- Systems monitor panel
- Carbon monoxide detector
- Smoke/LP detector
- 50 Amp service
- 36' 50 Amp detachable power cord
- 75 Amp converter
- Power roof vent in bath
- Premium refrigerator front
- Precision front fiberglass cap
- Bedroom/living room carpet
- High-rise galley faucet
- Heavy duty rubber garage flooring
- TV Antenna with cable/satellite hookup
- Solid wood cabinet doors
- Residential steel roller guides
- Outside shower
- Slider windows on sides of living area slide

ROCKFORD FOSGATE

ENTERTAINMENT PACKAGE

- AM/FM/CD stereo
- 12V DVD player with MP3/iPod® port
- 4 Interior *Punch* speakers
- 2 Exterior *Power* speakers
- 10" Subwoofer
- Exterior remote control
- 400 Watt Amplifier



- 1 YEAR BUMPER TO HITCH LIMITED WARRANTY
 - 2 YEAR STRUCTURAL & APPLIANCE LIMITED WARRANTY
- *See owner's manual for complete warranty details.*

Product information and specifications in this brochure were as accurate as possible at time of printing. Since we continually strive to improve our products, actual products may differ. Prices and specifications are subject to change without notice. All capacities are approximate and dimensions are nominal. Some features shown are optional and may be different or unavailable in Canada.

Vehicles are designed for recreational use only and not intended for use as a primary residence.

All product brand names used in this brochure are registered trademarks of Thor Industries, Inc. Unauthorized use of trademarks is prohibited by law.

EXTERIOR CONSTRUCTION

WEATHER GUARD PACKAGE

- R14 Roof structure
- Enclosed/heated floor structure

CHASSIS AND FLOOR

- I-beam cambered chassis
- Leaf spring axles with EZ-lube hubs
- Triple axles with 6 wheel electric brakes
- Large support outriggers with solid weld
- 5/8" Tongue & groove plywood floor
- Triple entry steps at front & rear doors
- Powered flush floor living room slide-out
- Rotocast holding tanks
- Shock absorbers

WALLS - LAMINATED, ALUMINUM FRAME CONSTRUCTION

- Smooth *Filon* fiberglass
- Polystyrene foam insulation
- Tinted radius clamp ring windows
- 30" Radius entry door
- Flush combo entry latch/dead-bolt lock
- Rain gutter with corner downspout
- Radius corner exterior compartments
- Patio light
- Premium graphics package
- *Thule* Smart RV anchor pods

ROOF

- 1 piece seamless EPDM rubber roof
- 5" Radius truss rafters on roof
- Full walk-on roof with 3/8" decking
- In-ceiling A/C ducting

CARGO AREA

- Easy-clean, stain resistant, heavy duty rubber floor
- 1" Thick, one-piece OSB garage floor
- Diamond plate wall protection
- Cargo area E-track tie-down system

INTERIOR FEATURES

ELECTRICAL/APPLIANCES

- 12V demand water pump
- *Hydroflame* forced air, DSI furnace with wall thermostat
- 75 Amp converter with built in battery charger
- 110V duplex receptacles interior and exterior

KITCHEN

- Range hood with 12V light and exhaust fan
- Dual sink covers and stove cover
- 44" Oversized booth Dinette Plus

BEDROOM

- Comfort Plus 80" innerspring mattress
- TV tray/cable TV hook-up
- Lift-up bed with storage below

BATH

- Tile pattern, ABS tub surround
- Large wood medicine cabinet with mirror
- Towel bar and hooks
- 12V power exhaust roof vent in bath
- Neo-angle shower with glass enclosure

DÉCOR

- Premium living room slide fascia
- Designer lighting above sofa and dinette
- Cabinet door in dinette
- Night shades
- Residential tile-like linoleum
- Coat hooks (most models)
- Brushed nickel cabinet door hardware
- Oversized storage drawers
- Living room slide-out overhead cabinets

OPTIONAL FEATURES

- Second 13.5 BTU AC in cargo area with thermostat (NA with CSA)
- Second 13.5 BTU AC in bedroom with thermostat (NA with cargo area AC)
- Rear cargo area screen door
- Remote electric queen bed/sofa combo
- Fuel pump station with 5.5 *Onan* gas generator
- Fuel pump station with 30 gallon fuel tank
- Power Pac - air compressor with battery charger, pressure washer
- *Equa-Flex* suspension
- Safety lights
- Dark tint, safety glass windows
- *Fantastic* fan in cargo area (NA with 2nd AC in cargo area, NA with CSA)
- *Fantastic* fan in bedroom (NA with 2nd AC in bedroom)
- Convection microwave
- Water filter with spout
- Free-standing dinette with four chairs
- Ultra Lounge - two sofas & tables, mini-bar, extra large windows in living area slide room
- Washer/dryer prep
- *Thule* Smart RV Package
- Mini refrigerator in cargo area (38SRV)



A Division of Dutchmen Manufacturing, Inc.
2164 Caragana Court • Goshen, IN 46526
Ph. 574-534-1224 • Fax 574-975-0626

WWW.VICTORYLANE-RV.COM

YOUR VICTORY LANE® DEALER

DID YOU KNOW...

that every Victory Lane is weighed at the factory as it leaves the production line? Our certified weight includes options!

Most competitors publish only a base weight that does not include options. Make sure you know what the "real" weight of the unit is before you buy your next toy hauler!