

# GALLERIA

By Coachmen



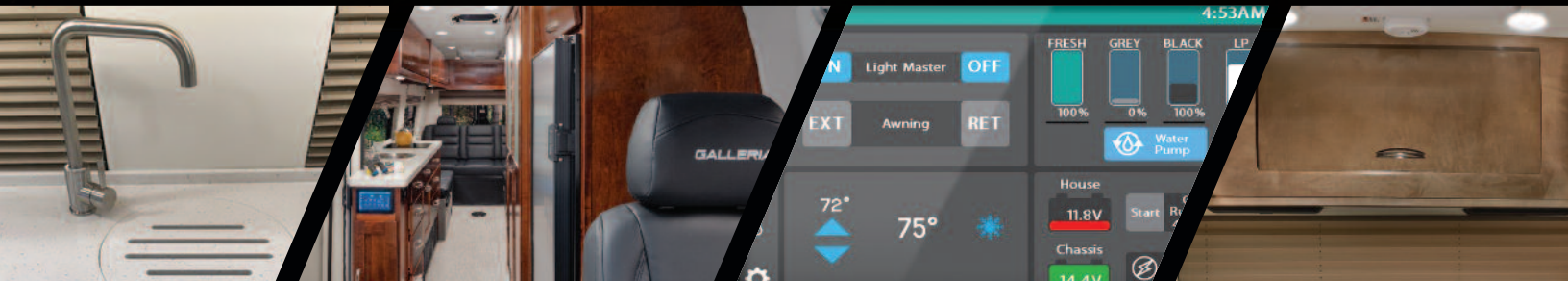
Mercedes-Benz



LITHIUM BATTERY SYSTEM OPTION



## THE ULTIMATE TOURING VEHICLE



### STANDARD FEATURES

- ◆ NEW Pro Air 12V 20,000 BTU Air Conditioner
- ◆ NEW Standard Upgraded Insulation R-15
- ◆ NEW WiFi Ranger
- ◆ NEW Black Tank Flush
- ◆ NEW Horizon Solid Surface Countertop with Plate Drying Rack and Sink Cover
- ◆ NEW High Rise Kitchen Faucet
- ◆ NEW Motion sensor lighting and composite cabinet backing in overhead cabinets
- ◆ NEW Positive catches and soft close drawer guides kitchen base cabinets
- ◆ NEW Reading lights with individual switches and USB ports

- ◆ NEW Cup holders by rear sofa
- ◆ NEW Undercarriage Lighting
- ◆ Standard 330 AMP Hour AGM Battery with 2,000 W Pure Sine Wave Inverter
  - 2,000 W Pure Sine Wave Inverter powers microwave and all outlets (not A/C)
- ◆ Gen Start and Auto Start features
- ◆ True lay flat memory foam power sofa (Industry first)
- ◆ Interior PVC vinyl wall color and texture
- ◆ Multiple USB ports in living area
- ◆ Dedicated C-PAP machine outlet and location
- ◆ R-38 Reflective insulation in floor
- ◆ Shower miser water saver
- ◆ 360 Siphon black tank vent

- ◆ Hardwood expanding table with cup holders
  - ◆ Custom dash overlay
  - ◆ One-piece carpet mat
- ### OPTIONS
- ◆ NEW Phase Change Upgraded Insulation Package
  - ◆ NEW Polar Package Plus Heating Pads
  - ◆ NEW High Gloss Cherry Cabinetry
  - ◆ NEW Summit Bike Rack
  - ◆ NEW Sumo Springs
  - ◆ NEW 4-Point Hydraulic Leveling
  - ◆ Li3 Lithium Battery
    - 600 AMP Lithionics Lithium battery
    - Operates A/C for 8 hours before a charge is needed
    - The most intelligent Lithium system in the industry



More standard features than any other B-Class on the market today. Comfort and luxury at no extra cost!

# GALLERIA

By Coachmen



Mercedes-Benz

## TOP CHASSIS FEATURES

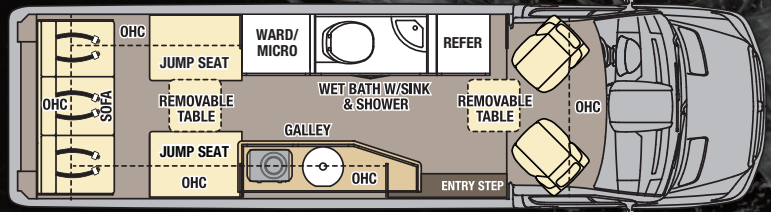
- ◆ Mercedes 3.0L Turbo V6 Diesel
- ◆ 5-Speed Automatic Transmission
- ◆ Blind Spot Monitoring/Lane Assist Sensor
- ◆ ESP - Electronic Stability Program
- ◆ Collision Avoidance Indicator
- ◆ Front Window and Side Airbags
- ◆ High Beam Assist
- ◆ Back-up Camera
- ◆ Heated Side View Mirrors
- ◆ Heated Front Swivel Seats
- ◆ Multi-function Steering Wheel
- ◆ Xenon Head Lamps and Fog Lamps
- ◆ Head Lamp Washer
- ◆ 5,000 Lb. Tow Hitch with 7-Pin Wiring Connector

## EXTERIOR COLORS

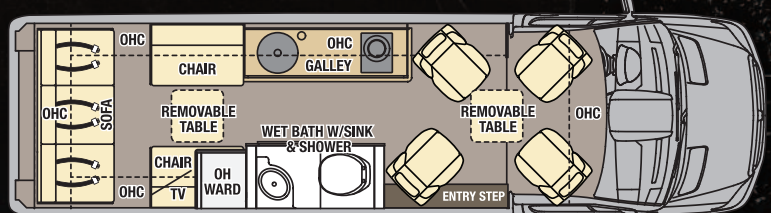


Black Brilliant Silver Arctic White

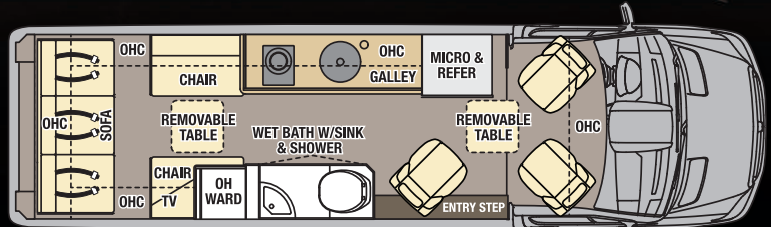
MODEL	24FL	24Q	24T	<b>NEW!</b> 24A
Chassis	Mercedes 3500 Ext	Mercedes 3500 Ext	Mercedes 3500 Ext	Mercedes 3500 Ext
Engine	V-6 3.0L	V-6 3.0L	V-6 3.0L	V-6 3.0L
Horse Power	188	188	188	188
Torque	325	325	325	325
Wheel Base	170"	170"	170"	170"
GVWR (lbs.)	11,030	11,030	11,030	11,030
GCWR (lbs.)	15,250	15,250	15,250	15,250
UVW (lbs.)	8,946	9,028	9,039	TBD
CCC (lbs.)	2,084	2,002	1,991	TBD
Interior Height	6' 2"	6' 2"	6' 2"	6' 2"
Exterior Width	6' 11"	6' 11"	6' 11"	6' 11"
Exterior Height (w/AC)	9' 9"	9' 9"	9' 9"	9' 9"
Exterior Length	24' 3"	24' 3"	24' 3"	24' 3"
Tow Capacity (lbs.)	5,000	5,000	5,000	5,000
Hitch Weight (lbs.)	500	500	500	500
Fuel Capacity (gal.)	24.5	24.5	24.5	24.5
LP Capacity (lbs.)	41	41	41	41
Fresh Water (gal.)	30	30	30	30
Grey Water (gal.)	22	22	22	22
Black Water (gal.)	26	12	12	18
Awning	13' 1"	13' 1"	13' 1"	13' 1"



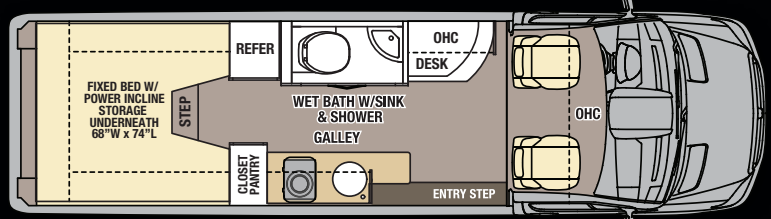
24FL - Power Sofa with Double Captains Chairs



24Q - Power Sofa with Quad Captains Chairs



24T - Power Sofa with Triple Captains Chairs



**NEW!** 24A - Rear Bed with Double Captains Chairs

GVWR (Gross Vehicle Weight Rating) - is the maximum permissible weight of the unit when fully loaded. It includes all weights, inclusive of all fluids, occupants, cargo, optional equipment and accessories. For safety and product performance do NOT exceed the GVWR.  
GCWR (Gross Combined Weight Rating) - is the maximum permissible loaded weight of your motor home and any towed trailer or towed vehicle. Actual GCWR of this vehicle may be limited by the sum of the GVWR and the installed hitch receiver maximum capacity rating; see hitch rating label for detail.

GAWR (Gross Axle Weight Rating) - is the maximum permissible weight, including cargo, fluids, optional equipment and accessories that can be safely supported by each axle.  
UVW (Unloaded Vehicle Weight)\* - is the typical weight of the unit as manufactured at the factory. It includes all weight at the unit's axle(s), including full fuel, all fluids and LP Gas. The UVW does not include cargo, fresh potable water, additional optional equipment or dealer installed accessories.

\*Estimated average based on standard build optional equipment.  
CCC (Cargo Carrying Capacity)\*\* - is the amount of weight available for fresh potable water, cargo, passengers, additional optional equipment and accessories. CCC is equal to GVWR minus UVW. Available CCC should accommodate fresh potable water (8.3 lbs per gallon). Before filling the fresh water tank, empty the black and gray tanks to provide for more cargo capacity.  
\*\*Estimated average based on standard build optional equipment.

Each Forest River RV is weighed at the manufacturing facility prior to shipping. A label identifying the unloaded vehicle weight of the actual unit and the cargo carrying capacity is applied to every Forest River RV prior to leaving our facilities.

The load capacity of your unit is designated by weight, not by volume, so you cannot necessarily use all available space when loading your unit. Actual towing capacity is dependent upon your particular loading and towing circumstances, which includes the GVWR, GAWR and GCWR as well as adequate trailer brakes.

Please refer to the Operator's Manual of your vehicle for further towing information. All information contained in this brochure is believed to be accurate at the time of publication. However, during the model year, it may be necessary to make revisions and Forest River, Inc., reserves the right to make all such changes without notice, including prices, colors, materials, equipment and specifications as well as the addition of new models and the discontinuance of models shown in this brochure.

Therefore, please consult with your Forest River dealer and confirm the existence of any materials, design or specifications that are material to your purchase decision. ©2018 Galleria by Coachmen, a Division of Forest River, Inc., a Berkshire Hathaway company. All Rights Reserved. 12/18



To learn more about Coachmen RV and our products, and see how Coachmen is making the easy life easier, contact us today.  
423 N. Main Street ♦ P.O. Box 30 ♦ Middlebury, IN 46540  
(800) 353-7383 ♦ [www.coachmenrv.com/galleria](http://www.coachmenrv.com/galleria) ♦ [fb.me/coachmenrv](https://fb.me/coachmenrv)



Learn More  
Scan this barcode using a QR Reader on your smart phone to learn more about Forest River.

