



Capture the memories.





2

1

3

**263BHXL**

DÉCOR COLOR:

*Tiffany Leather*

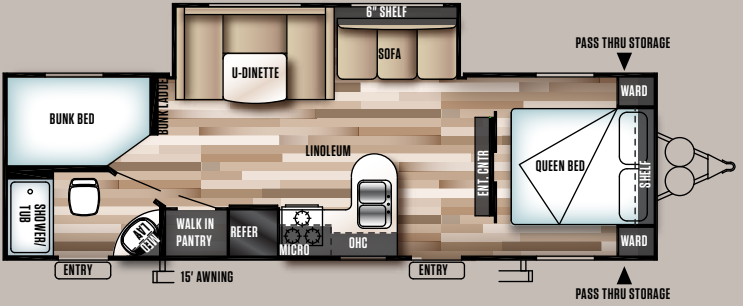
**5,816 LBS**

Shown with Standard Beauflor®  
Plank Wood Linoleum  
& Customer-Supplied TV



# Wide open living.

- 1 Bluetooth Stereo with CD, DVD, FM radio, DVD player with MP3 hookup
- 2 2 inch wood blinds (living area)
- 3 Shoe nook at entertainment center and foot of bed (Some models)
- 4 Double-stitched pillow back jiffy sofa
- 5 "High definition" countertops
- 6 New roomier living room slides with deeper sides
- 7 New Beauflor® plank wood linoleum



LENGTH: 31' 5" WEIGHT: 5,816 lbs.



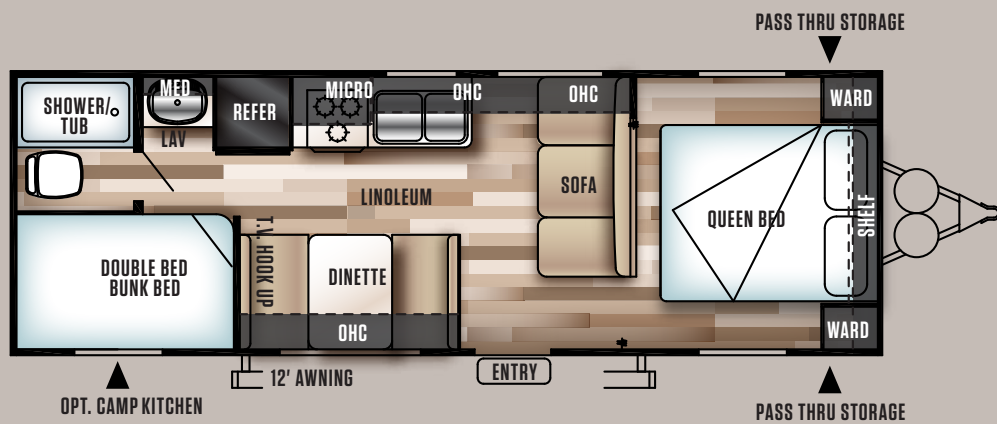
**261BHXL**

DÉCOR COLOR:

*Onyx*

**4,314 LBS**

Shown with  
Standard Beauflor®  
Plank Wood Linoleum



LENGTH: 29' 1" WEIGHT: 4,314 lbs.





**232RBXL**

DÉCOR COLOR:

*Onyx*

**4,734 LBS**

Shown with  
Standard Beauflor®  
Plank Wood Linoleum



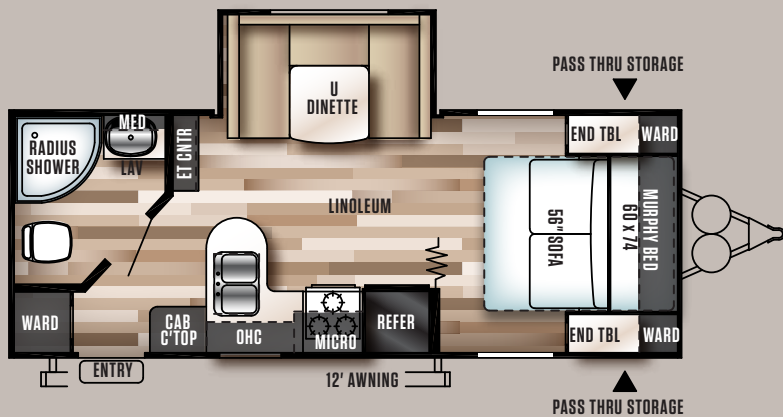
1 Bed down for sleeping area



1 Bed up for plush sofa seating



3

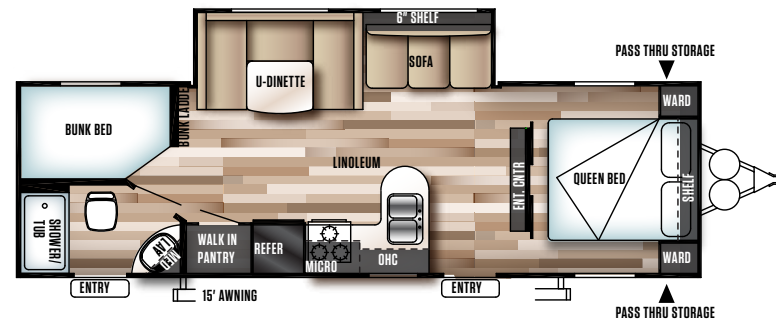
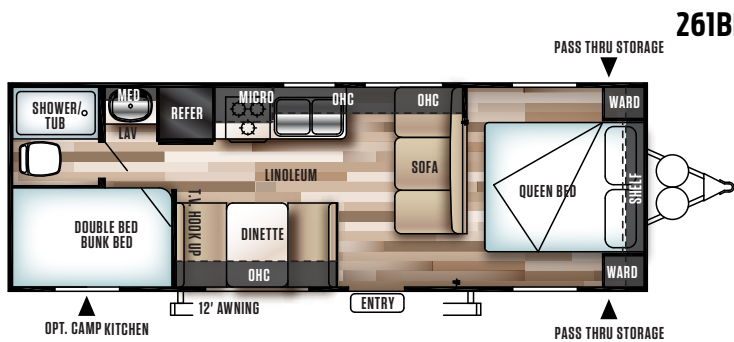
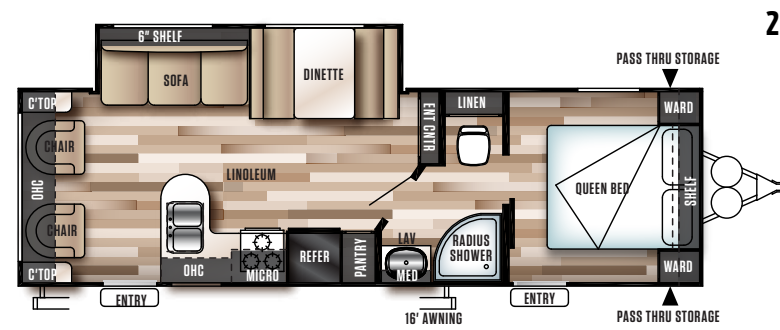
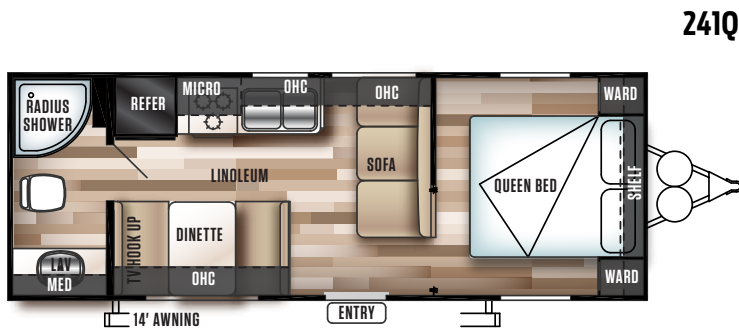
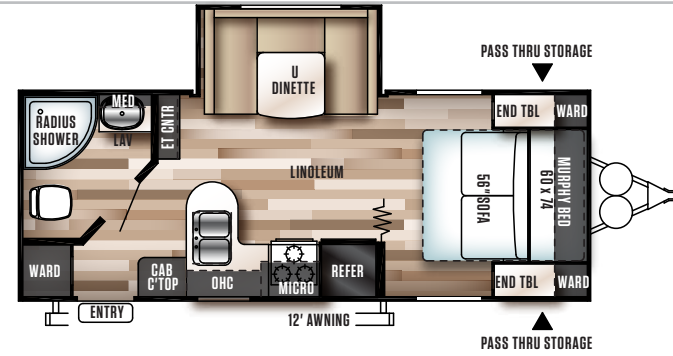
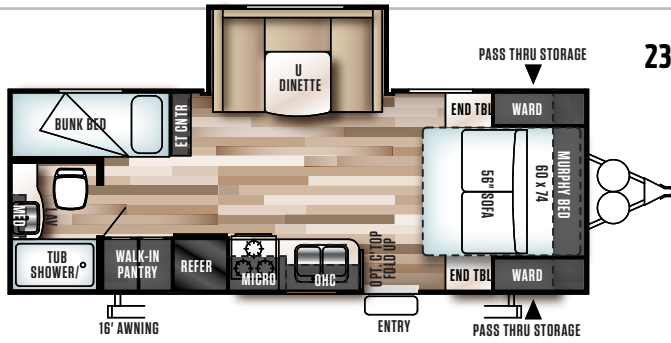
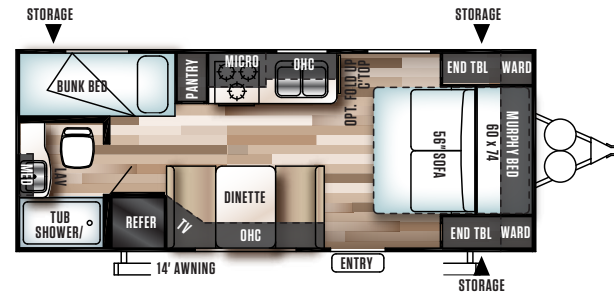
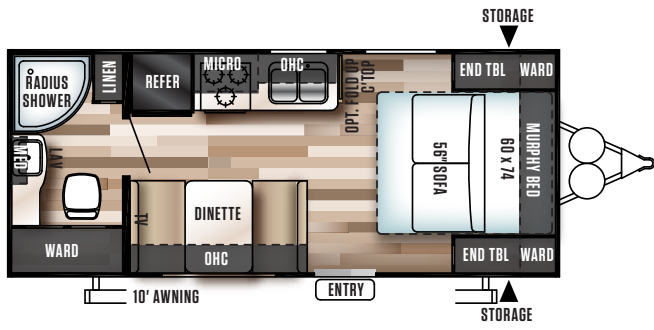


LENGTH: 24' 7" WEIGHT: 4,734 lbs.

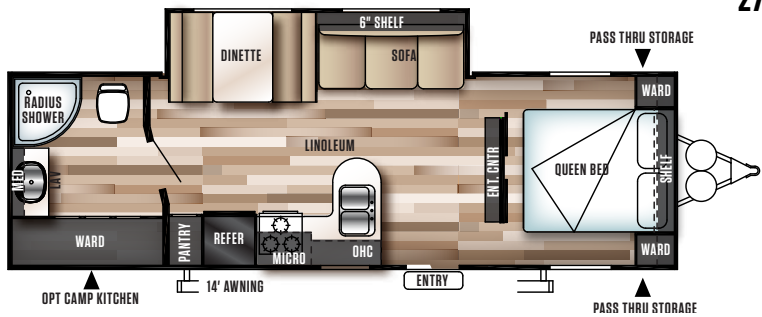
## Always versatile.

- 1 (Above) The EZ Bed system transforms from plush sofa into spacious sleeping with ease.
- 2 The 232RBXL has a generous interior height to give you ample room to enjoy your living area comfortably.
- 3 Large radius shower with optional skylight provides plenty of space in a compact footprint.









272RBXL

5,863  
DRY WEIGHT



WE FOCUS ON VALUE.  
YOU NEED TO CHECK OUR PRICES.

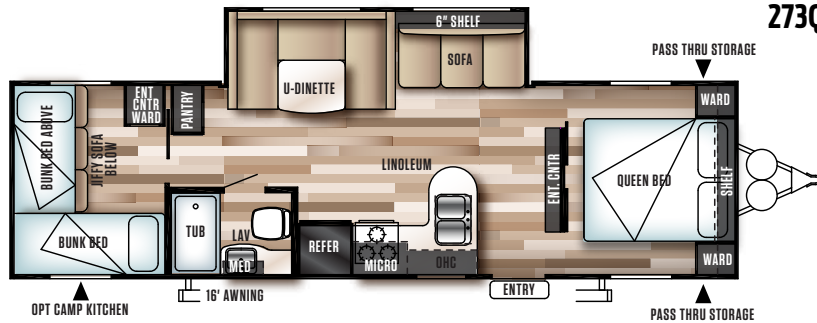
# Standards & Options

## STANDARD FEATURES

- 3 burner cook top
- 13.5K AC (non-ducted)
- Diamond plate rockguard on front wall
- Digital TV antenna w/ booster
- Cable/ Satellite ready
- Radio w/ CD player 2 exterior speakers
- 2-20# LP bottles w/ hard cover
- Extra large kitchen overhead cabinets
- Microwave
- Water heater by-pass
- Mini-blinds
- Kitchen backsplash
- Refrigerator
- Ball bearing drawer guides
- 6 gal. gas DSI water heater
- Radius shower enclosure (per floorplan)
- Pass thru storage
- Awning
- Bedspread for main bed

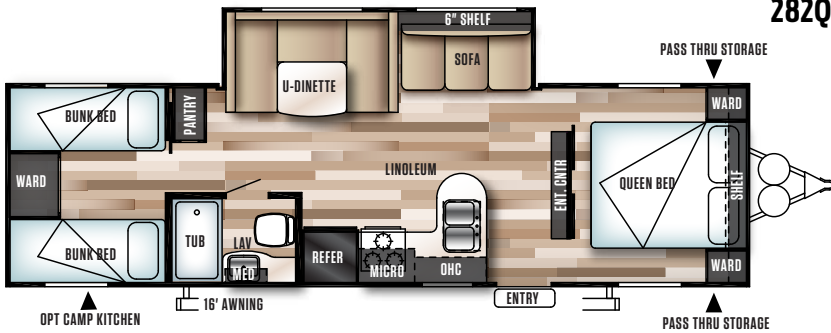
## POPULAR OPTIONS

- Double door refer IPO single door
- Stabilizer jacks
- Range w/ oven IPO cook top
- Spare tire & carrier
- Ducted A/C
- Outside camp kitchen (Model determined)
- Power awning
- Colored LED awning light w/ remote (Limited time option)
- Four corner power stabilizer jacks



273QBXL

5,937  
DRY WEIGHT



282QBXL

6,155  
DRY WEIGHT



	171RB	201BH	230BH	232RB	241QB	254RL	261BH	263BH	272RB	273QB	282QB
HITCH WEIGHT (LBS.)	521	528	694	620	499	668	434	682	617	680	636
UNLOADED VEHICLE WEIGHT (LBS.)	3798	4195	4903	4734	4135	5597	4314	5816	5863	5937	6155
CARGO CARRYING CAPACITY (LBS.)	3685	3295	2753	2848	3326	2033	3082	1828	1716	1724	1443
EXTERIOR LENGTH	22'5"	23'7"	25'10"	24'7"	26'11"	31'3"	29'1"	31'5"	31'0"	33'3"	32'11"
EXTERIOR HEIGHT	10'1"	10'1"	10'4"	10'4"	10'1"	10'4"	10'1"	10'4"	10'4"	10'4"	10'4"
FRESH WATER CAPACITY (GAL.)	40	40	40	40	40	40	40	40	40	40	40
BLACK WATER CAPACITY (GAL.)	30	32	32	32	30	32	30	32	32	34	34
GREY WATER CAPACITY (GAL.)	30	32	40	43	40	32	28	64	32	32	66
AWNING SIZE (FT.)	16'	16'	16'	12'	14'	16'	12'	16'	16'	16'	16'

## WILDWOOD Floorplan Key

Pillows and blankets shown on beds and bunks are for demonstration purposes only and do not come with your new coach.

- OHC**  
OVERHEAD CABINET
- WARD**  
WARDROBE
- MICRO**  
MICROWAVE
- LAV**  
BATHROOM SINK



## WILDWOOD Popular Features

### MORE REASONS TO BUY

1. Extra Large Cabinet Doors with Glass Inserts
2. Full Extension Ball Bearing Drawer Guides Allow You to Access The Whole Drawer and Provides Years of Trouble-Free Service. (Per Floorplan)
3. 5/8" Tongue and Groove Plywood Floor Decking, Much Stronger, More Durable and Longer Lasting than the Competitor's OSB.
4. Outside Camp Kitchen (Varies Per Model)
5. Colored LED Awning Light with Remote (Limited Time Option\*)
6. Blue LED Ground Effect Lighting (Limited Time Option\*)
7. Green Package: LED Interior Lighting Plus ZAMP Solar Prep (Limited Time Option\*)
8. LED Strip Light Above the Slide (Limited Time Option\*)
9. Exterior Speakers Allow You to Enjoy Your Favorite Music While Relaxing Outside Your Coach.

\* See your dealer for more details about our Limited Time Options



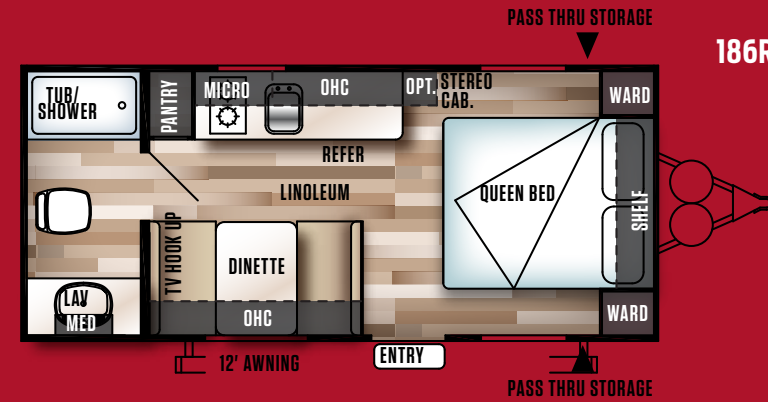
### STANDARD FEATURES

- New Center Entertainment Center – Allows for Larger TV
- New Mortise and Tenon Shaker Style Cabinet Doors
- New Radius "L" Kitchens (Some floorplans)
- New Larger Tables at U-Dinette
- New Shoe Nook at the end of the Main Bed IPO radius base
- New 2 - 80# Gas Struts under Main Bed
- New "Teddy Bear" Bunk Mattresses
- New Vanity Countertops same height as Kitchen
- Aerodynamic Front Profile
- Taller Interior Heights
- Beauflor® Linoleum Flooring
- Brushed Nickel Cabinet Hardware
- Extra Large Cabinets with Glass Inserts
- Central Switch Center
- High Definition Counter Tops
- 13.5K A/C (non-ducted)
- Diamond Plate Rock Guard
- Digital TV Antenna w/ Booster
- 2 Exterior Speakers
- 2-20# LP Bottles w/Hard Cover
- Microwave
- Water Heater By-Pass
- Kitchen Backsplash
- Single Door Refrigerator
- Ball Bearing Drawer Guides

- 6 Gal. Gas DSI Water Heater
- Pass Thru Storage
- Manual Awning
- Designer Bedspread for Main Bed
- Cable/Satellite Hookups

### POPULAR OPTIONS

- New Blue Ground Effect Lighting (limited time option)
- New Backup Camera Prep (limited time option)
- Double Door Refer IPO Single Door
- Stabilizer Jacks
- Range with Oven IPO Cook Top
- Spare Tire & Carrier
- Ducted A/C
- Colored LED Awning Light with Remote (Limited Time Option)
- Wood Blinds (Limited Time Option)
- Recessed Stove with Glass Cover (Limited Time Option)
- Outside Camp Kitchen



186RB

3,212  
DRY WEIGHT



## FSX Series

### STANDARD FEATURES

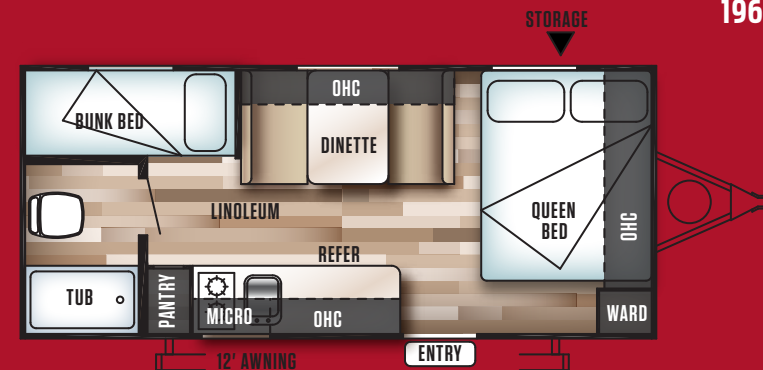
- 8' wide construction
- Full interior stand up height
- 8k BTU side mount A/C
- 4.3 cu. ft. electric fridge
- Full extension ball bearing drawer guides
- Microwave
- Cold crack and mildew resistant vinyl patio awning

- One piece, full walk-on seamless roof (12 yr. warranty)
- 28 gal. fresh water tank
- 6 gal. gas DSI water heater (Push Button Controlled)
- Truss built roof with "walk-on" decking
- 2 burner cook top

- Large operable windows w/ mini blinds

### OPTIONAL FEATURES

- Stabilizer jacks
- Spare tire & carrier
- RV refer IPO electric refer
- TV antenna



196BH

3,304  
DRY WEIGHT



	186RB	196BH
HITCH WEIGHT (LBS.)	546	403
UNLOADED VEHICLE WEIGHT (LBS.)	3212	3304
CARGO CARRYING CAPACITY (LBS.)	1715	1465
EXTERIOR LENGTH	22'	22'
EXTERIOR HEIGHT	10' 4"	10' 4"
FRESH WATER CAPACITY (GAL.)	28	28
BLACK WATER CAPACITY (GAL.)	25	25
GREY WATER CAPACITY (GAL.)	25	25
AWNING SIZE (FT.)	12'	12'

WILDWOOD

## Floorplan Key

Pillows and blankets shown on beds and bunks are for demonstration purposes only and do not come with your new coach.

- OHC OVERHEAD CABINET
- WARD WARDROBE
- WARD WARDROBE
- MICRO MICROWAVE
- LAV BATHROOM SINK

# The Wildwood product lineup



WILDWOOD



X-LITE



HERITAGE GLEN



DLX | LODGE



Forest River, Inc. encourages our customers to purchase their Forest River products from a local dealership whenever possible for the following reasons:

- 1) Forest River, Inc. dealers are independently owned and operated businesses so priority service and scheduling is at their discretion and is often provided to customers that purchased their unit at that dealership.
- 2) Purchasing locally allows customers to establish meaningful relationships with a dealer, enhancing the RV experience through assistance with product questions, user tips or RV regulations for your state or country, and much more!
- 3) Canadian customers must meet requirements to bring an RV purchased out of the country to their home. These requirements may involve additional inspections and certifications, taxes and fees. Your local Canadian Dealer is a professional at meeting these requirements.
- 4) Scheduling timely warranty repairs and adjustments through a local dealership provides far greater flexibility and convenience to you, the customer!

It is the goal of Forest River, Inc. that all of our RV owners fully enjoy the RV experience and that customer satisfaction meets or exceeds their expectations!

**FREE MEMBERSHIP**  
to Forest River Owners' Group

[www.forestriverfrog.com](http://www.forestriverfrog.com)



**Learn More**  
Scan this barcode using a QR Reader on your smart phone to learn more about Forest River.



A Berkshire Hathaway company.

FOREST RIVER, INC. 55470 C.R. 1 ELKHART, IN 46515 | (574) 533-5934  
[WWW.FORESTRIVERINC.COM/WILDWOOD](http://WWW.FORESTRIVERINC.COM/WILDWOOD) | [WWW.FORESTRIVERACCESSORIES.COM](http://WWW.FORESTRIVERACCESSORIES.COM)



### PRE-DELIVERY INSPECTION FACILITY

20,000 square feet of quality assurance. The bare essentials for a premium product. This state-of-the-art facility gives immediate daily feedback to production for quality assurance in every unit built.

### Specification Definitions

**GVWR (Gross Vehicle Weight Rating)** - is the maximum permissible weight of the unit when fully loaded. It includes all weights, inclusive of all fluids, cargo, optional equipment and accessories. For safety and product performance do NOT exceed the GVWR.

**GAWR (Gross Axle Weight Rating)** - is the maximum permissible weight, including cargo, fluids, optional equipment and accessories that can be safely supported by a combination of all axles.

**UVW (Unloaded Vehicle Weight)\*** - is the typical weight of the unit as manufactured at the factory. It includes all weight at the unit's axle(s) and tongue or pin and LP Gas. The UVW does not include cargo, fresh potable water, additional optional equipment or dealer installed accessories.

\*Estimated average based on standard build optional equipment.

**CCC (Cargo Carrying Capacity)\*\*** - is the amount of weight available for fresh potable water, cargo, additional optional equipment and accessories. CCC is equal to GVWR minus UVW. Available CCC should accommodate fresh potable water (8.3 lbs per gallon). Before filling the fresh water tank, empty the black and gray tanks to provide for more cargo capacity.

\*\*Estimated average based on standard build optional equipment

Each Forest River RV is weighed at the manufacturing facility prior to shipping. A label identifying the unloaded vehicle weight of the actual unit and the cargo carrying capacity is applied to every Forest River RV prior to leaving our facilities.

The load capacity of your unit is designated by weight, not by volume, so you cannot necessarily use all available space when loading your unit.

All information contained in this brochure is believed to be accurate at the time of publication. However, during the model year, it may be necessary to make revisions and Forest River, Inc., reserves the right to make all such changes without notice, including prices, colors, materials, equipment and specifications as well as the addition of new models and the discontinuance of models shown in this brochure. Therefore, please consult with your Forest River dealer and confirm the existence of any materials, design or specifications that are material to your purchase decision. Litho. U.S.A P/W: 2014.09.17

YOUR WILDWOOD DEALER

2017

Olathe Ford RV Center  
19310 S Gardner Road  
Gardner, KS 66030  
(913) 856-8145

### 24/7 EMERGENCY ROADSIDE ASSISTANCE

For a worry-free ownership experience Forest River includes one year of Coach-Net RV Technical & Roadside Assistance with each RV purchase. Whether new to the RV lifestyle or an experienced RV enthusiast, Forest River owners have 24/7 access to technical, operational and emergency road service coverage throughout the US & Canada. Coach-Net's fast, dependable service is just a phone call away.

**Coach-Net<sup>®</sup>**  
RV Technical & Roadside Assistance

