

PUMA TRAVEL TRAILERS, FIFTH WHEELS, DESTINATION TRAILERS & TOY HAULERS



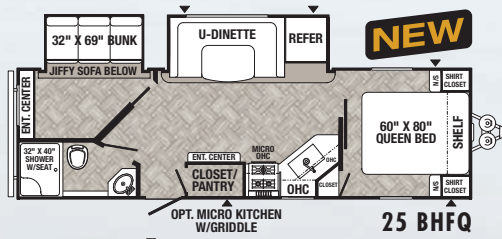
GET AWAY FROM IT ALL

PUMA

BY PALOMINO - SINCE 1968

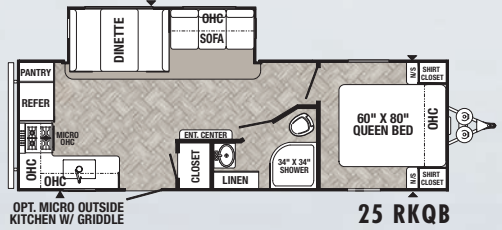


PUMA TRAVEL TRAILERS

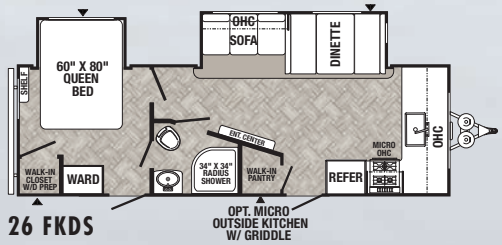


NEW

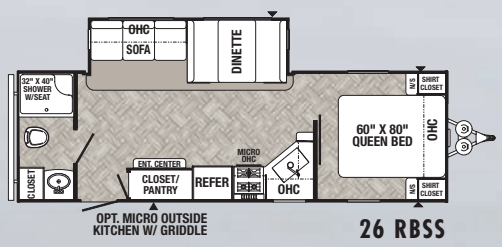
25 BHQ



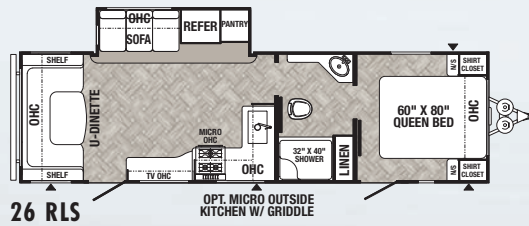
25 RKQB



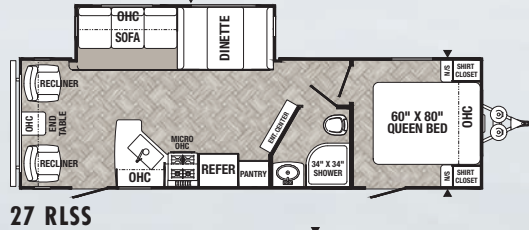
26 FKDS



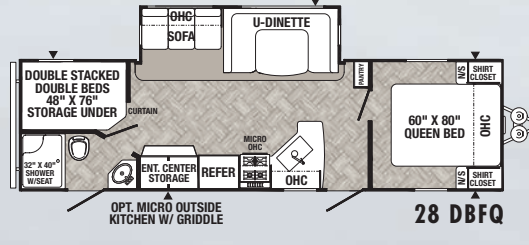
26 RBSS



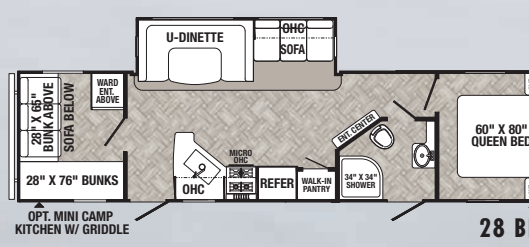
26 RLS



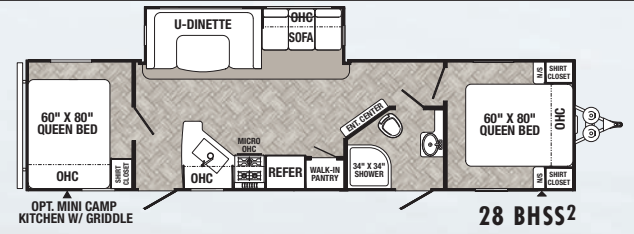
27 RLSS



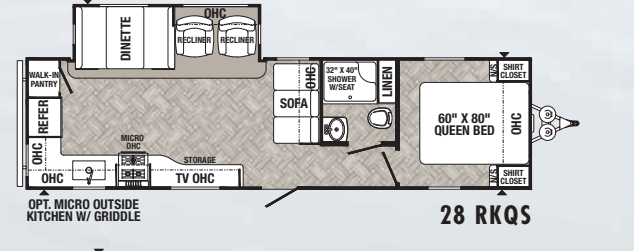
28 DBFQ



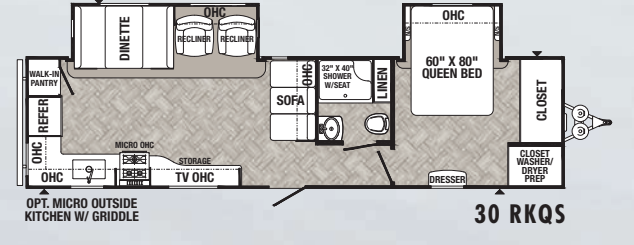
28 BHSS



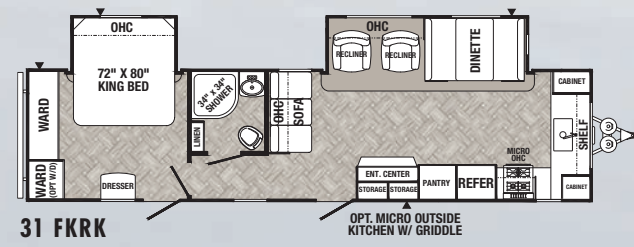
28 BHSS2



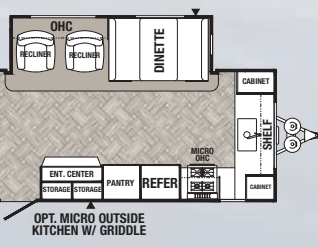
28 RKQS



30 RKQS



31 FKRK



31 QBH

PUMA TRAVEL TRAILERS

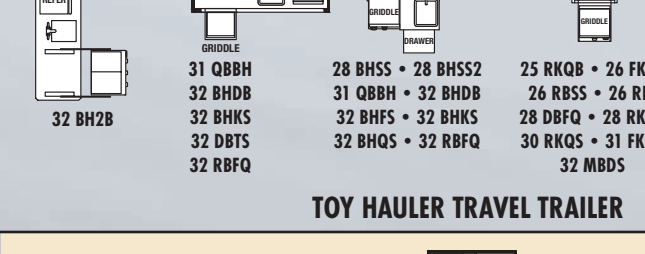
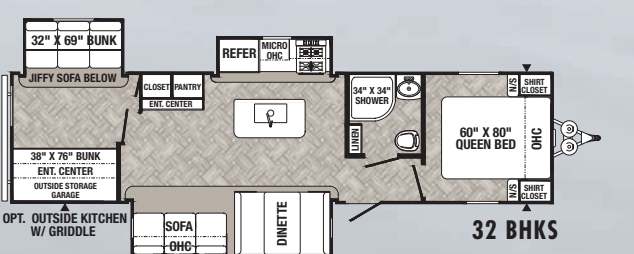
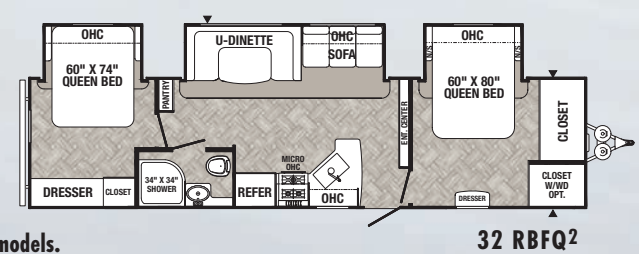
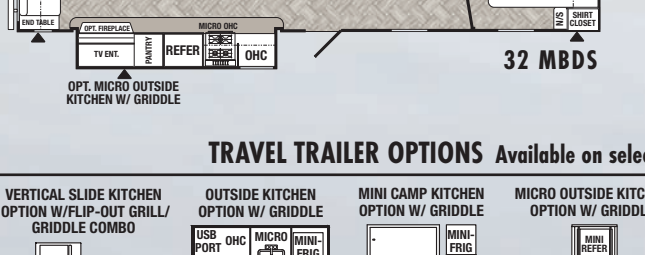
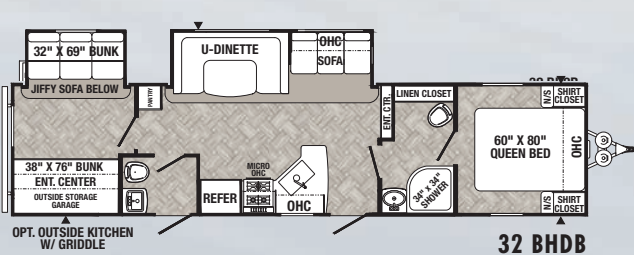
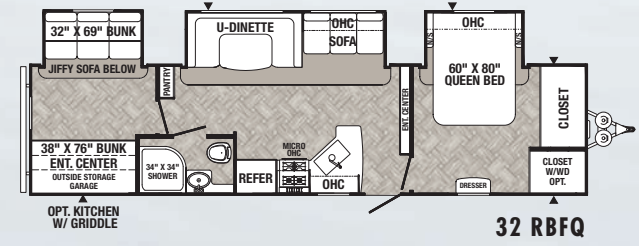
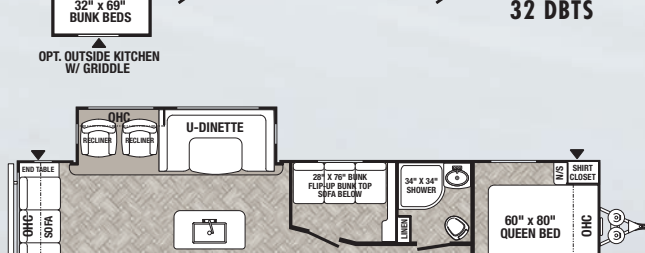
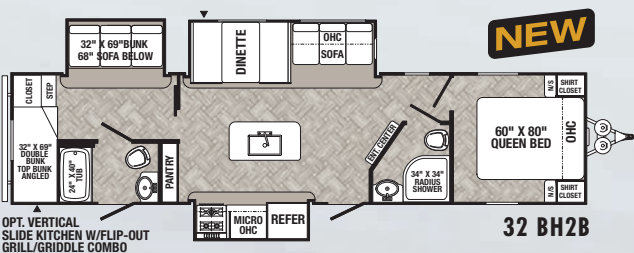
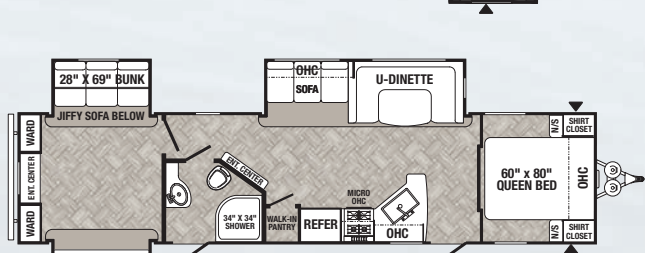
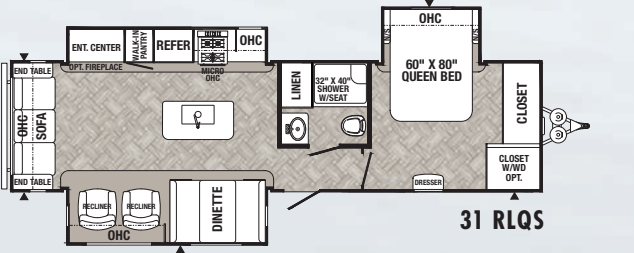
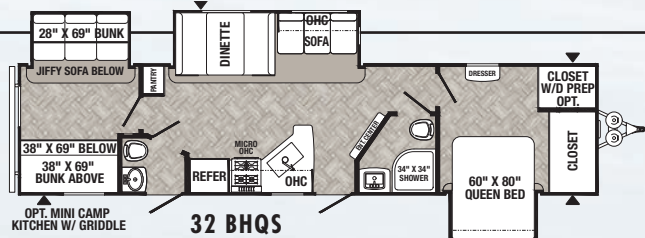
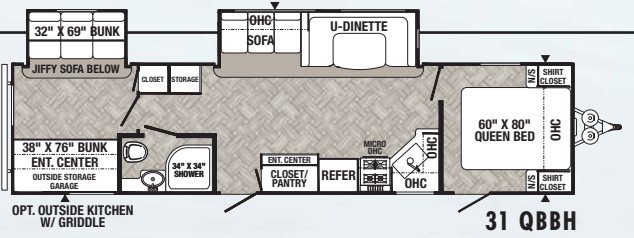
MODEL	25 BHQ	25 RKQB	26 FKDS	26 RBSS	26 RLS	27 RLSS	28 DBFQ	28 BHSS	28 BHSS ²	28 RKQS	30 RKQS	31 FKRK	31 QBH	31 RLQS	32 BH2B	32 BHDB	32 BHKS	32 BHFS	32 BHQS	32 DBTS	32 MBDS	32 RBFQ	32 RBFQ ²
Hitch Weight (lbs)	TBD	670	975	610	910	756	694	835	843	870	1085	1195	1049	975	1030	928	932	1175	1045	1029	1090	948	932
Axle Weight (lbs)	TBD	5340	5580	5385	5640	5409	6136	6640	6670	6345	6830	7460	7144	7795	7955	7759	7667	8395	7968	8075	7705	8012	8106
UVW (lbs)	TBD	6048	6593	6033	6588	6203	6868	7513	7574	7253	7974	8693	8231	8808	9023	8725	8637	9608	9072	9128	8833	8998	9237
GVWR (lbs)	TBD	7598	8193	7610	7910	7756	8500	9063	9063	8800	9600	9995	9995	10500	11230	9995	9995	11308	10800	11215	10533	10500	10500
Cargo Capacity (lbs)	TBD	1550	1600	1577	1322	1553	1632	1550	1489	1547	1626	1302	1764	1692	1700	1270	1358	1700	1726	2087	1700	1502	1263
Exterior Length	30' 4"	29' 7"	29' 11"	29' 10"	31' 11"	31' 7"	32' 10"	36' 10"	36' 10"	34' 5"	36' 1"	37' 10"	37' 10"	36' 1"	38' 6"	38' 4"	36' 7"	38' 9"	38' 9"	38' 8"	38' 9"	36' 11"	36' 11"
Exterior Height w/AC	11' 1"	11' 1"	11' 1"	11' 1"	11' 1"	11' 1"	11' 1"	11' 1"	11' 1"	11' 1"	11' 1"	11' 1"	11' 1"	11' 1"	11' 1"	11' 1"	11' 1"	11' 1"	11' 1"	11' 1"	11' 1"	11' 1"	11' 1"
Water Heater Cap. (gal)	6	6	6	6	6	6	6	6	6	6	6	6	6	6	6	6	6	6	6	6	6	6	6
Fresh Water Cap. (gal)	43	43	43	43	43	43	43	43	43	43	43	43	43	43	43	43	43	43	43	43	43	43	43
Black Water Cap. (gal)	34	35	35	35	35	35	35	35	35	35	35	32	35	35	65	67	35	35	64	34	35	35	35
Grey Water Cap. (gal)	68	70	70	70	65	35	67	67	67	70	67	67	70	35	95	70	35	70	70	64	35	67	67
Tire Size (in)	15"	15"	15"	15"	15"	15"	15"	15"	15"	15"	15"	15"	15"	15"	15"	15"	15"	15"	15"	15"	15"	15"	15"
Awning Size (ft)	21'	20'	21'	21'	20'	21'	21'	20'	20'	21'	21'	21'	21'	13'	21'	21'	19'	21'	19'	20'	15'	21'	21'

Refer to back cover for chart definitions.

PUMA TRAVEL TRAILERS

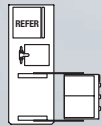


Puma's aerodynamic exterior with two-tone metal and black diamond plate adds curb appeal. Aluminum solid triple steps (shown), are included in the optional Limited Edition Package. Also shown: Electric Power Package option.



TRAVEL TRAILER OPTIONS Available on select models.

VERTICAL SLIDE KITCHEN OPTION W/FLIP-OUT GRILL/GRIDDLE COMBO



32 BH2B

OUTSIDE KITCHEN OPTION W/ GRIDDLE



31 QBBH
32 BHDB
32 BHKS
32 DBTS
32 RBFQ

MINI CAMP KITCHEN OPTION W/ GRIDDLE



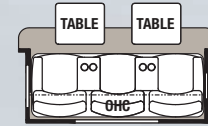
28 BHSS • 28 BHSS2
31 QBBH • 32 BHDB
32 BHFS • 32 BHKS
32 BHQS • 32 RBFQ

MINI OUTSIDE KITCHEN OPTION W/ GRIDDLE



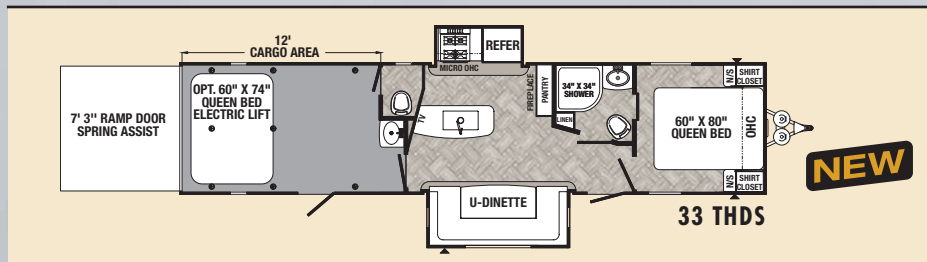
25 RKQB • 26 FKDS
26 RBSS • 26 RLS
28 DBFQ • 28 RKQS
30 RKQS • 31 FKRR
32 MBDS

98" RECLINING THEATER SEAT OPTION W/ TABLES IPO U-DINETTE



33 THDS

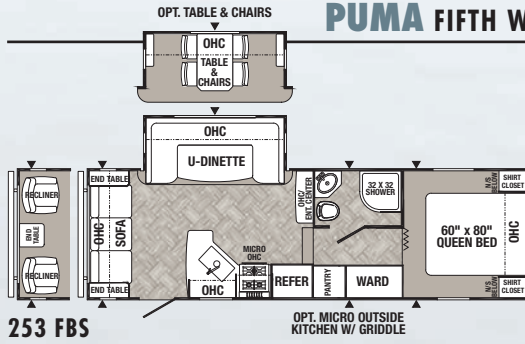
TOY HAULER TRAVEL TRAILER



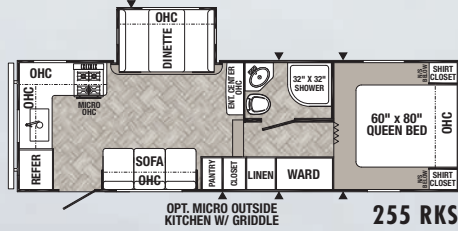
TOY HAULER TRAVEL TRAILER

MODEL	33 THDS
Hitch Weight (lbs)	1745
Axle Weight (lbs)	7960
UVW (lbs)	9743
GVWR (lbs)	11700
Cargo Capacity (lbs)	1957
Exterior Length	38' 6"
Exterior Height w/AC	12' 2"
Water Heater Cap. (gal)	12
Fresh Water Cap. (gal)	95
Black Water Cap. (gal)	35
Grey Water Cap. (gal)	65
Tire Size (in)	15"
Awning Size (ft)	21'

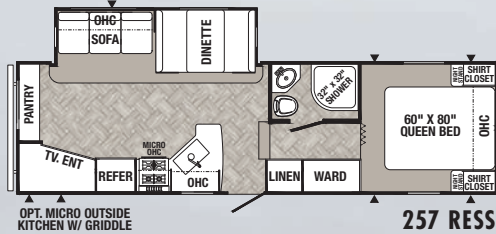
PUMA FIFTH WHEELS



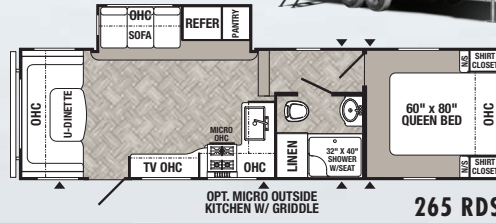
253 FBS



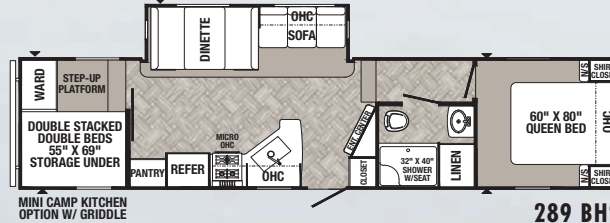
255 RKS



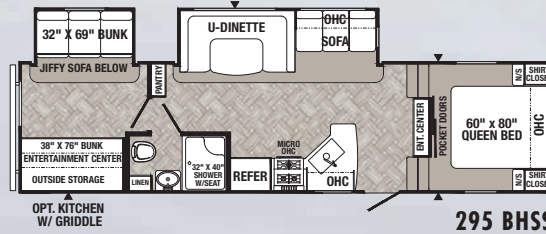
257 RESS



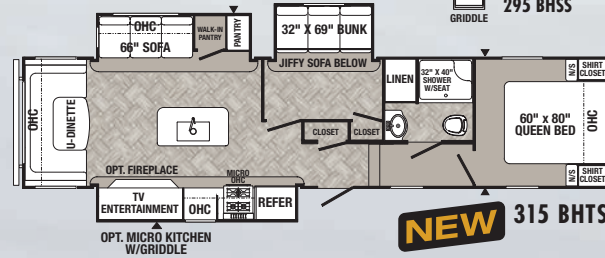
265 RDS



289 BHS



295 BHS



315 BHTS

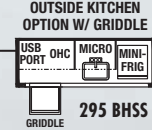
PUMA FIFTH WHEELS

MODEL	253 FBS	255 RKS	257 RESS	265 RDS	289 BHS	295 BHS	315 BHTS
Hitch Weight (lbs)	1128	1102	1262	1135	1455	1358	1560
Axle Weight (lbs)	5757	5614	6186	6086	6875	7336	7720
UVW (lbs)	6788	6754	7419	7259	8389	8732	9318
GVWR (lbs)	8800	8800	9400	9363	10350	10750	11760
Cargo Capacity (lbs)	2012	2046	1981	2000	1961	2018	2442
Exterior Length	28' 6"	28' 5"	30' 8"	30' 5"	34' 11"	34' 4"	38' 6"
Exterior Height w/AC	12' 2"	12' 2"	12' 2"	12' 2"	12' 2"	12' 4"	12' 4"
Water Heater Cap. (gal)	6	6	6	6	6	6	6
Fresh Water Cap. (gal)	43	43	43	43	43	43	43
Black Water Cap. (gal)	32	32	32	30	35	32	64
Grey Water Cap. (gal)	70	70	70	35	70	35	94
Tire Size (in)	15"	15"	15"	15"	15"	15"	15"
Awning Size (ft)	17'	18'	18'	17'	18'	18'	21'

Refer to back cover for chart definitions.

FIFTH WHEEL OPTIONS

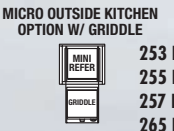
Available on select models.



295 BHS

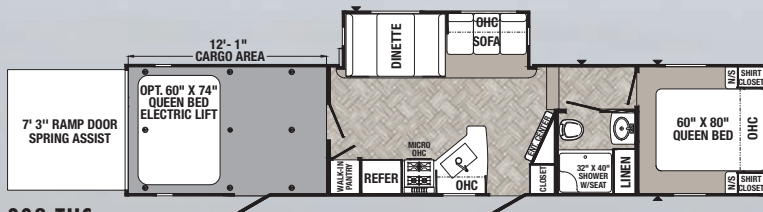


289 BHS
295 BHS

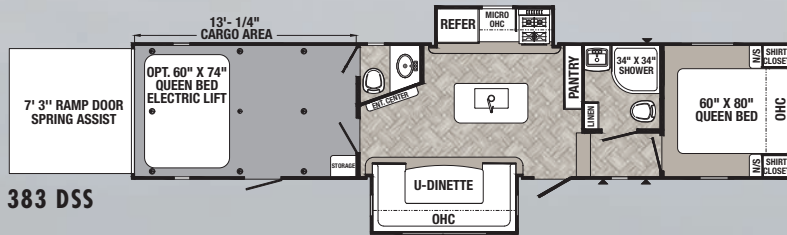


253 FBS
255 RKS
257 RESS
265 RDS

PUMA UNLEASHED FIFTH WHEEL TOY HAULERS



382 THS



383 DSS

PUMA UNLEASHED TOY HAULERS

MODEL	382 THS	383 DSS
Hitch Weight (lbs)	1900	1895
Axle Weight (lbs)	8280	8825
UVW (lbs)	10218	10758
GVWR (lbs)	13900	13895
Cargo Capacity	3682	3137
Exterior Length	39' 10"	39' 10"
Exterior Height w/AC	12' 8"	12' 8"
Water Heater Cap. (gal)	12	12
Fresh Water Cap. (gal)	100	100
Black Water Cap. (gal)	35	67
Grey Water Cap. (gal)	70	67
Tire Size (in)	16"	16"
Awning Size (ft)	21'	21'

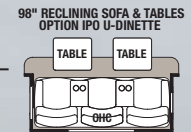
Refer to back cover for chart definitions.

PUMA UNLEASHED TOY HAULER HEIGHTS INCLUDING OPTIONS (FROM FLOOR)

MODEL	ONE ELECTRIC BED	TWO ELECTRIC BEDS	HAPPIJAC	ENTRANCE AT DOOR	TO BOTTOM OF AC	TO CEILING
382 THS	84"	75"	84"	86"	88.5"	91.5"
383 DSS	84"	75"	84"	86"	88.5"	91.5"

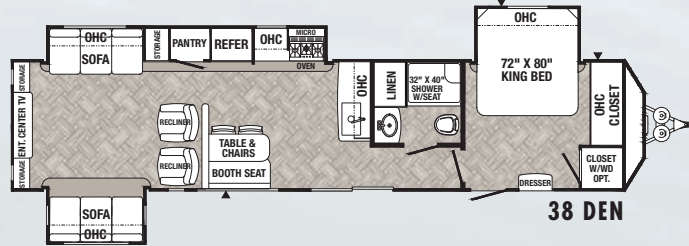
FIFTH WHEEL TOY HAULER OPTION

Available on 383 DSS

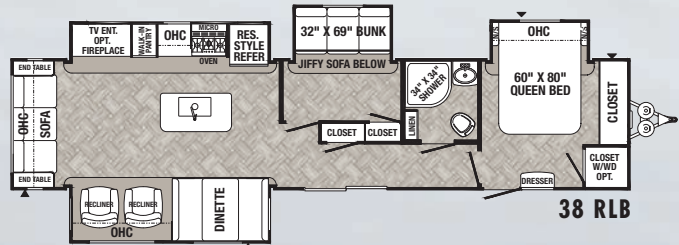




37 PFL



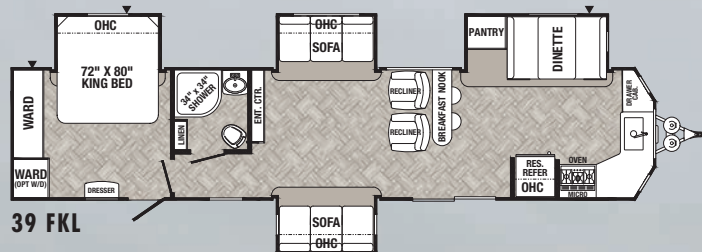
38 DEN



38 RLB

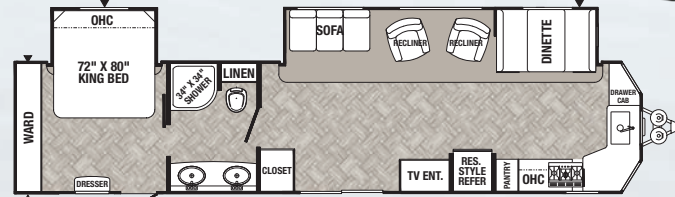


38 RLQ

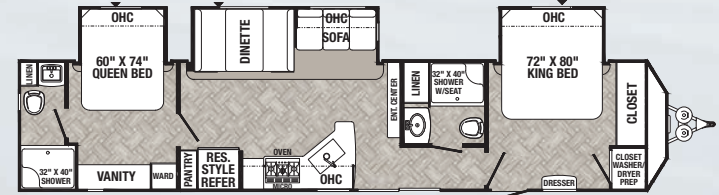


39 FKL

YOUR DESTINATION AWAITS



39 PFK



39 DBT



39 PQB

OPT. OUTSIDE KITCHEN W/ GRIDDLE

DESTINATION TRAILER OPTIONS

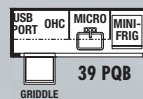
Available on select models.

WASHER/DRYER PREP OPTION



39 PFK

OUTSIDE KITCHEN OPTION W/ GRIDDLE



39 PQB

PUMA DESTINATION TRAILERS

MODEL	37 PFL	38 DEN	38 RLB	38 RLQ	39 FKL	39 PFK	39 DBT	39 PQB
Hitch Weight (lbs)	1780	1295	1525	1469	1540	1392	1439	1413
Axle Weight (lbs)	7914	8684	8656	7937	8856	8553	8664	9237
UVW (lbs)	9753	9979	10240	9468	10455	10004	10162	10709
GVWR (lbs)	11940	11500	11685	11629	11700	11592	12000	13413
Capacity (lbs)	2227	1521	1445	2161	1245	1588	1838	2704
Exterior Length	40' 8"	40' 6"	41' 10"	39' 9"	42' 1"	40' 8"	42' 4"	42' 3"
Exterior Height w/AC	11' 9"	11' 9"	11' 9"	11' 9"	11' 9"	11' 9"	11' 9"	11' 9"
Water Heater Cap. (gal)	12	12	12	12	12	12	12	12
Fresh Water Cap. (gal)	51	51	51	51	51	51	51	51
Black Water Cap. (gal)	35	35	35	35	32	35	64	67
Grey Water Cap. (gal)	35	35	70	35	70	65	105	105
Tire Size (in)	15"	15"	15"	15"	15"	15"	16"	16"
Awning Size (ft) OPT.	19'	18'	19'	18'	21'	21'	21'	21'

Refer to back cover for chart definitions.

STYLE / SELECTION / VALUE

PUMA PACKAGES

TRAVEL TRAILERS

VALUE SHOPPER PACKAGE (Required)

- Jack Knife Sofa w/Pull-Down Center Drink Tray & Storage Underneath
- Electric Awning w/LED Light Strip
- Pre-wired for Solar System
- LED Lighting
- 13,500 BTU Ducted A/C
- Beauflor Linoleum
- Bedspread
- Bedroom TV Hook-up
- TV Antenna w/Booster & Cable Hook-up
- Tub Surround
- WiFi Prep
- AM/FM/Bluetooth Stereo
- Glass Range Cover
- Undermount Stainless Steel Sink w/Covers

ADVANTAGE PACKAGE (Required)

- 1.3 Cu. Ft. Stainless Steel Microwave
- Enclosed Underbelly
- 2 Outside Speakers
- 6 gal. Gas/Electric Water Heater
- Outside Shower
- Spare Tire
- 21" Stainless Steel Oven & Range Hood
- Folding Grab Handle
- Bath Skylight
- 11 Cu. Ft. (12V) Stainless Steel Residential Refrigerator
- High-rise Faucet w/Sprayer
- Night Roller Shades

OPTIONAL PACKAGES

ELECTRIC POWER PACKAGE (TT)

- 4 Electric Stabilizer Jacks
- 3,500 Lb. Electric Tongue Jack

LIMITED EDITION PACKAGE

- 50 Amp Service (Second A/C prep, includes bedroom roof vent)
- Roof Ladder
- 15,000 BTU Ducted A/C IPO 13,500 BTU
- Black Tank Flush
- Aluminum Solid Triple Step
- 5,100 BTU Electric Color Changing Fireplace

FIFTH WHEELS

VALUE SHOPPER PACKAGE (Required)

- Jack Knife Sofa w/Pull-Down Center Drink Tray & Storage Underneath
- Electric Awning w/LED Light Strip
- Pre-wired for Solar System
- LED Lighting
- 13,500 BTU Ducted A/C
- Beauflor Linoleum
- Bedspread
- Bedroom TV Hook-up
- TV Antenna w/Booster & Cable Hook-up
- Tub Surround
- WiFi Prep
- AM/FM/Bluetooth Stereo
- Glass Range Cover
- Undermount Stainless Steel Sink w/Covers

ADVANTAGE PACKAGE (Required)

- 1.3 Cu. Ft. Stainless Steel Microwave
- Enclosed Underbelly
- 2 Outside Speakers
- 6 Gal. Gas/Electric Water Heater
- Outside Shower
- Spare Tire
- 21" Stainless Steel Oven & Range Hood
- Folding Grab Handle
- Bath Skylight
- 11 Cu. Ft. (12V) Stainless Steel Residential Refrigerator
- High-rise Faucet w/Sprayer
- Night Roller Shades

ELECTRIC POWER PACKAGE (FW) (Required)

- 2 Power Front Jacks
- 2 Electric Stabilizer Jacks

OPTIONAL PACKAGE

LIMITED EDITION PACKAGE

- 50 Amp Service (Second A/C prep, includes bedroom roof vent)
- Roof Ladder
- 15,000 BTU Ducted A/C IPO 13,500 BTU
- Black Tank Flush
- Aluminum Solid Triple Step
- 5,100 BTU Electric Color Changing Fireplace

UNLEASHED TOY HAULERS

VALUE SHOPPER PACKAGE (Required)

- Jack Knife Sofa w/Pull-Down Drink Tray & Storage Underneath
- Electric Awning w/LED Light Strip
- Pre-wired for Solar System
- LED Lighting
- 13,500 BTU Ducted A/C
- Zip Screen
- 39" LED TV
- Beauflor Linoleum
- Bedspread
- Bedroom TV Hook-up
- TV Antenna w/Booster & Cable Hook-up
- Tub Surround
- AM/FM/Bluetooth Stereo
- WiFi Prep
- Glass Range Cover
- Undermount Stainless Steel Sink w/Covers

ELECTRIC POWER PACKAGE (Required)

- 2 Power Front Jacks
- 2 Electric Stabilizer Jacks

ADVANTAGE PACKAGE (Required)

- 1.3 Cu. Ft. Stainless Steel Microwave
- Enclosed Underbelly
- 2 Outside Speakers
- 12 Gal. Gas/Electric Water Heater
- Outside Shower
- Night Roller Shades
- Spare Tire
- 21" Stainless Steel Oven & Range Hood
- Folding Grab Handle
- Bath Skylight
- 11 Cu. Ft. (12V) Stainless Steel Residential Refrigerator
- High-rise Faucet w/Sprayer

OPTIONAL PACKAGE

XL EDITION PACKAGE

- 30 lb Gas bottles
- 50 AMP Service (Second A/C Prep in garage – Includes roof vent)
- Roof Ladder
- 15,000 BTU Ducted A/C In Living Area
- 30 Gal Fuel Pump Station
- Aluminum Solid Triple Step IPO Std Step
- Black Tank Flush
- 5,100 BTU Electric Color Changing Fireplace
- Mission Aluminum Modified Rims/Radial Tires

DESTINATION TRAILERS

VALUE SHOPPER PACKAGE (Required)

- Pre-wired for Solar System
- Folding Grab Handle
- Night Roller Shades
- LED Lighting
- 13,500 BTU Ducted A/C
- 18 Cu. Ft. Stainless Steel Residential Refrigerator w/Ice Maker
- 1.3 Cu. Ft. Microwave
- 24" Stainless Steel Oven w/Four Burner Stove
- Range Hood
- Beauflor Linoleum
- Bedspread
- Bedroom TV Hook-up
- TV Antenna w/Booster & Cable Hook-up
- ABS Tub Surround
- 12 Gal Gas/Electric DSI Water Heater
- AM/FM/Bluetooth Stereo
- Undermount Stainless Steel Sink w/Covers
- High-rise Faucet w/Sprayer
- Black Tank Flush
- Patio Door
- WiFi Prep

OPTIONAL PACKAGE

MARQUIS EDITION PACKAGE

- 4 Stabilizer Jacks
- 30 lb Gas Bottles & Cover
- 50 AMP Service (Second A/C Prep)
- 15,000 BTU Ducted A/C IPO 13,500
- Outside Shower
- Solid Surface Countertop
- Table & Chairs IPO Dinette
- Dinette w/Booth Bench and Chairs (38 DEN)
- 12V Ceiling Fan in Living Room
- 2 Exterior Speakers
- 5,100 BTU Electric Color Changing Fireplace
- Tri-Fold Sofa IPO Jackknife in Living Room
- Night Roller Shades

PUMA STANDARD FEATURES

EXTERIOR

- Friction Hinged Radius Entry Doors
- Powder Coated Frames
- Super Lube Axles
- Tinted Safety Glass
- Clamp Ring Windows
- Pass-Thru Storage (Where applicable)
- Power Awning w/LED Light Strip (Optional on Destination Trailers)
- Front Fiberglass Cap w/Diamond Plate (FW)
- AlphaPly Roofing Membrane (Limited lifetime warranty)
- 4 Manual Stabilizer Jacks
- 9" Three-tier Steps
- Rain Gutters w/Large Downspouts
- ABS Automotive Style Fender Skirts
- Radius Baggage Doors
- Darco Wrapped Underbelly
- Enclosed Underbelly (Most models)
- 5/8" Araucopy Tongue and Groove Plywood Floor Decking (25 Year manufacturer's limited warranty)
- 2" x 3" Flush Floor Joists on 12" Centers
- Pass-Thru Exterior Baggage Compartments (Where applicable)
- 2-20 Lb. Gas Bottles
- 6 Gal. DSI Hot Water Heater
- Rack & Pinion Electric Slide System w/Manual Override (Standard on all slide outs)
- Clamp Ring Luggage Doors
- Large Front Pass Thru Baggage Door (TT only)
- Back-up Camera Prep
- Solar Prep

INTERIOR

- 80" Interior Height
- Floor Ducted Heat
- USB Charging Ports
- 35,000 BTU Furnace
- 14" Deep Overhead Cabinets in Super-Slide Models
- Decorative Kitchen Backsplash
- Kitchen Ball Bearing Drawer Guides
- Spice Rack (Kitchen)
- Divided Silverware Drawer
- High-rise Faucet w/Sprayer
- 3-Burner, High Output Range
- Undermount Stainless Steel Sink
- Roll-up Stainless Steel Sink Covers
- New Hardware Black Handles & Hinges (Kitchen, Living Room)
- Glass Range Cover
- Built-in Knife Rack
- LED Ceiling Lights

- 55 Amp Converter w/Battery Charger
- AM/FM/Bluetooth Stereo
- Jack Knife Sofa w/Pull-down Center Drink Tray – Storage Underneath
- King Antenna w/WiFi Prep
- Jack Knife Sofa Under Bunks
- Push-back Recliner(s)*
- Wood Medicine Cabinet with Mirrored Door
- Power Vent in Bath

- Glass Shower Door*
- 12V Shower LED Light
- 60" x 80" Queen Beds
- High Density Foam Mattress
- Bedroom Carpet (FW)
- Upgraded Soft Teddy Bear Bunk Mats
- Shirt Closet in Front Bedrooms
- Nightstands in Front Bedrooms
- Two Interior Decors

- Coat Hooks in Entry Way (Most models)
- Square Dinette Seat Bases w/Cabinet Storage
- Residential Carpet with pad)
- Designer Window Treatments (Living room)

SAFETY FEATURES

- CO Detector
- LP Leak Detector
- Fire Extinguisher
- Smoke Detector

*Available on select models.

PUMA CONSTRUCTION – LONGER LASTING BETTER BUILT



- Thickest RV roof membrane available
- Highest UV resistance



- Won't crack or shrink over time
- Mold and mildew resistant
- Limited lifetime warranty

Smooth, aerodynamic radius front metal with diamond plate

A. AlphaPly Roofing Membrane (Limited lifetime warranty)

B. King HD TV Antenna

C. 3/8" Roof Decking

D. 4-1/2" Crowned Truss Roof Rafters

E. Insulated Wrapped Ducted Air Conditioning Runs

F. Molded ABS Fender Skirt

G. Sturdy .024 and .030 Gauge Aluminum Skin

H. Lighted LED Speakers

I. Color Band Metal Enhances Exterior Looks

J. Radius Exterior Doors

K. R-7 Fiberglass Insulation Cut and Glued Between Sidewall Studs

L. Sidewall Studs Spaced 16" Apart

M. Silicone Sealed Radius Compartment Doors

N. Front Diamond Plate

O. Smooth, Aerodynamic Radius Front Metal with Bold Exterior Graphics

P. Molded ABS LP Tank Cover

Q. Optional Lighted Power Jack

R. Rugged, Powder Coated Steel I-Beam Frame

S. Floor Ducted Heat

T. Puma Enclosed Water Tanks

U. Beauflor® Linoleum Flooring with 7-Year Cold Crack Warranty

V. Longitudinal Floor Studding Spaced 12" Apart

W. 43 Gallon Fresh Water Tank

X. Steel Crossmembers for Added Support


Y. Residential Grade Carpet on Slide Outs

Z. 5/8" Araucopy Tongue and Groove Plywood Floor Decking (25 Year manufacturer's limited warranty)

PUMA DECOR OPTIONS

Puma offers two contemporary decor packages.

CAFE LATTE




SLATE



BEDROOM



FLOORING



AWARD WINNING

Reliability • Quality
Parts • Warranty
Sales



PUMA

BY PALOMINO - SINCE 1968

Puma by Palomino, a Division of Forest River, Inc.
2551 Century Drive • Goshen, IN 46528

Check us out at: <https://palominorv.com/puma>

YOUR PUMA DEALER

AN RV FOR EVERY LIFESTYLE



Puma offers a broad selection of travel trailers, fifth wheels, toy haulers and destination trailers for every lifestyle, that incorporate the latest industry innovations. Puma's popular packages add value for years of fun with friends and family. Campers get a lot of comfort for their investment with many popular floor plans and standard features.

OUTDOOR KITCHENS EXTEND THE FUN



USB Port

This optional outdoor kitchen has plenty of storage, both overhead and under the counter, 3.2 cu. ft. refrigerator, microwave, griddle, hot and cold running water, plus a handy USB wireless charging dock with expansion capabilities. (Select models)



This mini kitchen option includes a griddle, a 1.6 cu. ft. refrigerator, and removable sink. (Select models)



Optional micro kitchen with griddle and a 1.6 cu. ft. refrigerator. (Select models)

GVWR (Gross Vehicle Weight Rating) - is the maximum permissible weight of the unit when fully loaded. It includes all weights, inclusive of all fluids, cargo, optional equipment and accessories. For safety and product performance do NOT exceed the GVWR.

GAWR (Gross Axle Weight Rating) - is the maximum permissible weight, including cargo, fluids, optional equipment and accessories that can be safely supported by a combination of all axes.

UVW (Unloaded Vehicle Weight) - is the typical weight of the unit as manufactured at the factory. It includes all weight at the unit's axle(s) and tongue or pin and LP Gas.

The UVW does not include cargo, fresh potable water, additional optional equipment or dealer installed accessories.

*Estimated Average based on standard build optional equipment.

CCC (Cargo Carrying Capacity)** - is the amount of weight available for fresh potable water, cargo, additional optional equipment and accessories. CCC is equal to GVWR minus UVW. Available CCC should accommodate fresh potable water (8.3 lbs per gallon). Before filling the fresh water tank, empty the black and grey tanks to provide for more cargo capacity.

**Estimated average based on standard build optional equipment.

Each Forest River RV is weighed at the manufacturing facility prior to shipping. A label identifying the unloaded vehicle weight of the actual unit and the cargo carrying capacity is applied to every Forest River RV prior to leaving our facilities. The load capacity of your unit is designated by weight, not by volume, so you cannot necessarily use all available space when loading your unit. All information contained in this brochure is believed to be accurate at the time of publication. However, during the model year, it may be necessary to make revisions and Forest River, Inc., reserves the right to make all such changes without notice, including prices, colors, materials, equipment and specifications as well as the addition of new models and the discontinuance of models shown in this brochure. Therefore, please consult with your Forest River dealer and confirm the existence of any materials, design or specifications that are material to your purchase decision. ©2021 Puma by Palomino a Division of Forest River, Inc., a Berkshire Hathaway company. All Rights Reserved. 9/21



PRE-DELIVERY INSPECTION FACILITY

20,000 square feet of quality assurance. The bare essentials for a premium product. This state-of-the-art facility gives immediate daily feedback to production for quality assurance in every unit built.

24/7 EMERGENCY ROADSIDE ASSISTANCE WITH VEHICLE PURCHASE*

TOWING
JUMP-STARTS
TIRE CHANGES
FLUID DELIVERY
LOCKOUT
SERVICE

WINCH-OUT
MOBILE MECHANIC
TECHNICAL
SUPPORT
DEALER LOCATOR
SERVICES



*VALID FOR 1 YEAR FROM DATE OF PURCHASE

WWW.KOACARECAMPS.ORG



Fighting + Making
Cancer + Memories



www.ForestRiverBuyLocal.com

FREE MEMBERSHIP
to Forest River Owners' Group

Find us on
Facebook

www.forestriverfrog.com



Learn More
Scan this barcode using
a QR Reader on your
smart phone to learn
more about Forest River.



A Berkshire Hathaway company.