



WE'RE PERFORMANCE DRIVEN



Isata F-Series

At **Dynamax** reaching a higher standard is not an option, it's a tradition.

Isata F-Series - Model IF270, shown with the Quick Silver exterior paint scheme.





Contents

A Higher Standard

- 4-5 Legendary Dynamax
 Attention to Detail
- 6-7 Luxurious Living Space
- 8-9 Everyday Luxury and Comfort
- 10-11 F-Series Headline Goes Here
- 12-13 Maximum Style and Versatility

Construction Features

- 14-15 Five Step Paint -
 From Start to Finish
- 16-17 Ford Tough Service
 and Support
- 18-19 Durable By Design -
 Floorplans
- 20-21 Crafted to Perfection

Features and Options

- 22-23 Standard Features
 and Options

Model IF330 shown with the dramatic Mocha exterior paint scheme. Awnings, slide out toppers and roof air conditioners are painted to match.



A Motorhome Designed with **Legendary** Attention to Detail

We specialize in engineering motorcoaches designed to fit your lifestyle.



From the day the Dynamax brand originated, a progressive vision has set these prestigious vehicles apart. Built to perform at a higher standard of excellence that goes beyond what meets the eye, Dynamax is driven by an unending pursuit for precision and quality inside and out. Over the years, legendary product integrity and customer loyalty have combined to build a powerful brand. The foundation for success has been simple.

Start with a solidly engineered OEM cab chassis platform and concentrate on building a cohesively engineered muscle car style coach on it. At Dynamax there are no corners to cut – only curves. Dynamax delivers with revolutionary radius curved sidewalls, eye catching paint schemes and styling that flows with the OEM body lines. The resulting product is visually appealing and structurally solid, with aerodynamic properties that improve maneuverability for a better driving experience.



*Model IF270
shown in the
Quick Silver
paint scheme.*



Model IF270 is appointed with rich, inviting Early American Cherry hardwood cabinets and doors. The contemporary kitchen is equipped with a 10 cu. ft. refrigerator, a two-burner LP gas stove top, an over the range convection microwave and Corian® countertops.



Model IF270 Both this plush queen hide-a-bed sofa with an air mattress and front and rear facing dinette are shown in long lasting ultra leather. The Dream dinette table lowers easily to create another sleeping area. A well placed LED LCD TV is easily viewed from any seating area in the coach.



Luxurious Living Space

Experience a combination of masterful craftsmanship and elegant living.

*Model IF270
shown in Quick
Silver paint
scheme.*

Everyday Luxury and Comfort



Model IF310 Standard features include rich Cherry hardwood cabinets, stylish raised panel doors, Corian® countertops, a dramatic tile backsplash, a two-burner LP gas stove top and a 10 cu. ft. refrigerator. Shown with optional porcelain tile laid diagonally with contrasting inserts.



The versatile Model IF310 is shown with these family friendly options: a cab over bunk and a convertible U-shaped dinette. The dinette folds down easily to create additional sleeping accommodations.



Model IF310 is shown with the optional upgraded Mocha exterior paint scheme.



All Dressed Up and Ready To Go!

Dynamax interiors are tastefully designed to flow from room-to-room with eye catching details including: rich Cherry hardwoods contrasted with elegant fabrics, textured window treatments and plush upholstery. Convenience features are integrated for the ultimate travel experience.



Model IF330 is shown in Saddle décor with optional eye catching porcelain tile, laid diagonally in both the kitchen and bathroom.

This decorator kitchen is appointed with raised panel door Cherry hardwood cabinetry, a Corian® countertop, a two-burner LP gas stove top, an over the range convection microwave oven and a 10 cu. ft. stainless steel refrigerator.



Model IF330 is standard equipped with an attractive ultra leather sofa/dinette ensemble that features a roomy Dream Dinette, a Hide-A-Bed sofa and three convenient storage drawers.



Model IF330 shown in the Mocha exterior paint scheme



Model IF 330 has a 40" LED LCD TV entertainment center, equipped with a Blu-Ray home theater system and surrounded in luxurious cherry hardwood. The cab features plush Ultra leather driver and passenger Captain's chairs.



Model IF330 bedroom slide out features a queen size bed with storage underneath, an ultra leather designer headboard and a Fantastic roof fan. Decorative valances with day/night roller shades provide privacy and surround all windows including the cross-flow ventilation windows in the slide out and the rear egress window.



This Cherry hardwood vanity has raised panel cabinet doors, a Corian® countertop with integrated sink and porcelain tile back splash. The bath includes a one-piece fiberglass shower with clear glass enclosure and skylight, a porcelain macerator toilet with two-level flush and a Fantastic roof vent.



Maximum Style and Versatility

Solid hardwoods are a hallmark of Dynamax interior styling. Rich tones surround you everywhere throughout the coach. Generous sleeping quarters styled with fabulous fabric textures and patterns create visual interest. Our design team is renown for exacting attention to detail and clever use of storage space.

This elegant IF330 bedroom wardrobe is built with beautiful Cherry hardwood cabinets and includes two shirt closets, six storage drawers and a Corian® countertop. Other amenities include a 32" LED LCD TV with an integrated Bose sound system.





Quick Silver

Legendary Five Step Paint -

All Dynamax motor homes are painted in-house in three on-site 25' x 65' down draft bake booths.



Digitally plotted spray mask is carefully applied.



Briarwood



A second metallic paint color is applied to create dramatic fade effects.



Mocha



Paint mask is removed to reveal the evolving paint scheme.

Five Step Paint From Start to Finish

Making a big statement is all in a day's work for Dynamax paint specialists. Virtually any logo, graphic or design can be digitally enlarged for precise masking and painting. This prestigious five step paint process really shines with three coats of clear sanded and buffed, for a distinctively polished finish.



Construction Features

All graphics are painted and it's time to add shadow effects for added depth.



Ford Tough Service and Support

Dynamax partners with Ford as the chassis of choice for both the Isata E and F-Series models. With a best-in-class GVWR, premium features and components and after-the-sale service support this popular combination delivers miles of carefree travel.

Motorhome Customer Assistance Center

This 24 hour, seven-days-a-week Hotline was designed to serve both motorhome owners and RV dealers. By dialing 1-800-444-3311, the caller has access to:

- The nearest appropriate service location
- Assistance in scheduling a service appointment
- Service Assistance for motorhome customers and RV dealers in resolving Ford chassis-related concerns

5-Years or 60,000 Miles Roadside Assistance*

This 24 hour, seven-days-a-week Hotline is a standard feature on all Ford Motorhome Chassis. By dialing 1-800-444-3311, Ford Motorhome Chassis Customers also have access to:

- Flat tire changes (No charge with Ford)
- Jump start for a dead battery (No charge with Ford)
- Gasoline, if out of fuel (No charge with Ford)
- Vehicle lock-out service (No charge with Ford)
- Towing to the closest dealer (No charge with Ford)

In-Dealership Service Support

- Over 1,900 Ford dealerships in the U.S. and Canada provide Class C motorhome service support
- Certified service technicians backed by computerized diagnostics and national technical hotline support
- Verification of available owner notification and recall information affecting motorhomes

Important Warranty Information**

- The Ford Motorhome Chassis has a Bumper-to-Bumper limited warranty for 3 years or 36,000 miles and a Powertrain limited warranty 5 years or 60,000 miles, whichever occurs first. Parts of the vehicle manufactured and covered by Ford Motor Company are listed in the Warranty Information Booklet that comes with the recreation vehicle. It states the RV owner's rights and responsibilities, and should be read carefully.

Corrosion Protection**

- Sheet metal manufactured and installed by Ford is protected against rust-through for 5-year with unlimited miles.

*5-years or 60,000 miles, whichever occurs first. See your Ford Dealer for details.

**See your Ford Dealer for a copy of the limited warranty.



F- Series

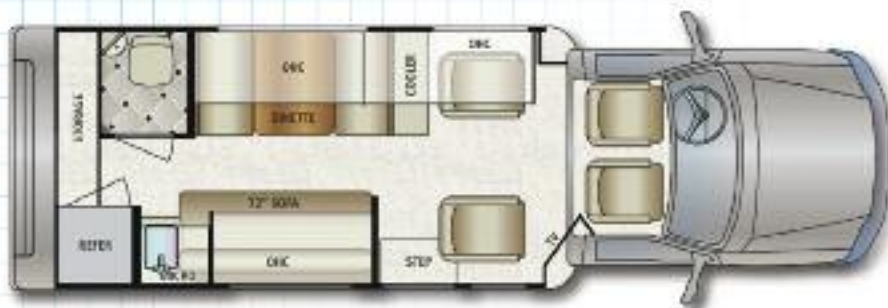
- Standard Engine: 6.8L 3-Valve SOHC EFI Triton V-10 (Gas)
- Horsepower - 362 @ 4,750 RPM
- Torque - 457 lb.ft. @ 3,250 RPM
- Optional Engine: 6.7L Power Stroke V8 Turbo Diesel -
4V Horsepower - 300 @ 2,800 RPM
- Torque - 660 lb. ft. @ 1,600 RPM
- Dual Sequential Turbo Charging System
- Ford Clean Diesel Technology
- B20 Biodiesel Compatible (Containing 20% or Less Biodiesel)
- Engine Block Heater
- Torqshift 5 - Speed Transmission
- 40 Gallon (Gasoline) Capacity
- 59 Gallon (Diesel) Capacity with Dual Tanks and Dual
Sending Units (Standard with Diesel Engine Option)
- 7,000 lbs. Front Axle (GAWR)
- 12,000 lbs. Rear Axle (GAWR)



Body contours channel air flow up and around the motorhome cutting through wind, while increasing fuel economy and optimizing aerodynamics.



Construction Features



IF255



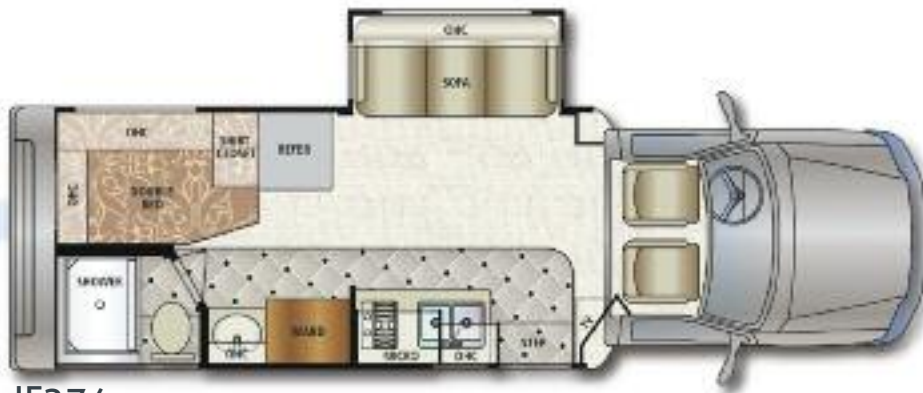
IF270

Durable By Design

Getting you on the road for a worry free experience is what it's all about. All Dynamax products are backed up with the best warranties in the business.

Key Dimensions:		IF255	IF270	IF274	IF310	IF312	IF330
GVWR:		19,500 lb.	19,500 lb.	19,500 lb.	19,500 lb.	19,500 lb.	19,500 lb.
GCWR:	Gas	26,000 lb.	26,000 lb.	26,000 lb.	26,000 lb.	26,000 lb.	26,000 lb.
	Diesel	35,000 lb.	35,000 lb.	35,000 lb.	35,000 lb.	35,000 lb.	35,000 lb.
Overall Length:		26' 11"	28' 2"	28' 2"	31' 4"	31' 4"	34' 2"
Exterior Width:		8' 5"	8' 5"	8' 5"	8' 5"	8' 5"	8' 5"
Wheelbase:		200"	200"	200"	215"	215"	251"
Overall Exterior Height: (Includes standard 15,000-BTU roof air conditioner)		10' 9"	10' 9"	10' 9"	10' 9"	10' 9"	10' 9"
Interior Height:		6' 6"	6' 6"	6' 6"	6' 6"	6' 6"	6' 6"
Fuel Capacity:	Gas	40 gal.	40 gal.	40 gal.	40 gal.	40 gal.	40 gal.
	Diesel	68 gal.	68 gal.	68 gal.	68 gal.	68 gal.	68 gal.
Water Capacities:	Fresh	30 gal.	28 gal.	30 gal.	30 gal.	30 gal.	30 gal.
	Grey	32 gal.	32 gal.	32 gal.	32 gal.	32 gal.	32 gal.
	Black	35 gal.	35 gal.	35 gal.	26 gal.	35 gal.	26 gal.
LPG Capacity:		20.3 gal./68 lbs.	20.3 gal./68 lb.	20.3 gal./68 lb.	20.3 gal./68 lb.	20.3 gal./68 lb.	20.3 gal./68 lb.

Actual towing capacity is dependent on your particular loading and towing circumstances, which includes GVWR, GAWR and GCWR, as well as adequate trailer brakes. Please refer to the Owners Manual of your vehicle for further information. Floor plans, features and specifications of the Isata F-Series are subject to change without notice.



IF274



IF310

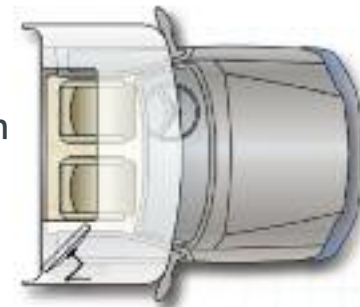


IF312



IF330

Cab Over Option
(Available on all models)



U-shaped Dinette Option
(Available on IF274, IF310 and IF312)



Crafted to Perfection

Here's where old world craftsmanship meets cutting edge technology. Dynamax builds with rich natural solid hardwoods to produce the same exceptional cabinet construction found in finer homes.



Raised panel door detail



Dovetail construction



Pocket screws for structural integrity



Hand rubbed finishes optimize grain definition



Clear coated natural hardwood doors bring out the luster



CNC routed custom Corian® countertops



Custom louvered doors



Dividing walls and cabinets are reinforced for added strength



Contemporary Posi-Lock hardware secures cabinets and drawers



Create an additional sleeping arrangement in the living room with the air mattress queen sofa sleeper.



The F-Series is equipped with a one piece, radiused and laminated fiberglass roof.



Lockable storage houses all your gear with lots of exterior cargo space, including the 17 cu. ft. trunk and generous lighted side compartments.



This panel, conveniently located behind the driver's seat, controls the living room slide-out, leveling system, monitor panel, heating/AC thermostat, power inverter, generator remote start switch and hour meter, water heater and heat pads for tanks.



All Isata F-Series motorhomes are standard equipped with color back-up and side cameras.



The HWH fully automatic hydraulic four-point leveling system is standard on the F-Series.

DynaRide F-Series models can be equipped with optional DynaRide Air Suspension.

 Craftsmanship

Standard Features

Dynamax models are loaded with standard features for years of carefree travel.

Standard Chassis -

- 2014 Ford F-550 Regular Cab (4x2)
- 6.8L 3-Valve SOHC EFI V-10 Engine
- 362 Horsepower
- 457 lb. ft. of Torque
- TorqShift 5-Speed SelectShift Automatic Transmission – O/D
- 4.88 Limited-Slip Axle Ratio
- 175 Amp Heavy Duty Alternator

Optional Chassis –

- 2014 Ford F-550 Regular Cab (4x2)
- 6.7L OHV Power Stroke Diesel V8 Engine
- 300 Horsepower
- 660 lb. ft. of Torque
- Dual Alternators
- TorqShift 6-Speed SelectShift Automatic Transmission – O/D
- Engine Block Heater
- 4.88 Limited-Slip Axle Ratio
- Dual Diesel – Combines 40-Gallon Aft of Axle and 28 Gallon Mid-Ship Tank

Optional Factory 4 Wheel Drive – On the Fly –

Chassis Interior Features –

- XLT Interior Package
- Power Equipment Group
- Dash Instrumentation: Speedometer, Tachometer, Fuel Gauge, Coolant Temperature, Oil Temperature and (Turbo Boost Gauge with Diesel Option)

- Enhanced Message Center: Odometer, Trip Odometer, Average Miles to Gallon, Miles to Empty, Door Ajar, Engine Hours

- System Checks: Brakes, Charging System, Air Filter
- Ultra Leather Front Captain Chairs with Driver Side Manual Lumbar

- Air Conditioning
- Rapid Heat Supplemental Cab Heater

- Adjustable Foot Pedals
- Power Steering
- Tilt Steering Column
- Intermittent Windshield Wipers

- Brake Controller
- 4 Auxiliary Switches
- Color Back-Up Camera
- Color Left and Right Side Cameras

- AM/FM/CD/DVD Radio with LCD Color Monitor and GPS Navigation System

- Auxiliary 12 Volt Receptacle in Dash

- Dash Top Tray
- Dome Lamp – Door Activated Instrument Panel Switch Operated with Delay

- Door Trim – Soft Armrest/Grab Handle, Upper and Lower Map Pockets and Reflector

- Grab Handles – Driver and Front Passenger and Roof Ride Handles; Front Passenger

- Headliner – Color Coordinated Cloth
- Instrument Cluster – Multifunction Message Center Plus Trip Computer

- Instrumentation with Tachometer

- Map Lights – Dual

- Power Equipment – Accessory Delay

- Power Door Locks and Windows with One-Touch Up and Down Driver and Passenger Window

- Rear View Mirror – 11.5" Day/Night

- Steering Wheel – Black Vinyl
- Storage – Secondary Glove Box

- Sun Visors – Color Coordinated Vinyl, Single Driver with Covered Mirror, Single Passenger with Covered Mirror

- Tilt/Telescoping Steering Wheel

- (4) Upfitter Switches Located on Instrument Panel

- Windshield Wipers – Interval Control

Chassis Features -

- Payload Plus Upgrade Package

- Trailer Tow Package – High Capacity

- Axle – Mono-Beam Front Axle with Coil Spring Suspension

- Brakes – 4 Wheel Power Disc Brakes with Anti-Lock Brake System (ABS) Hydro-Boost

- Dual Rear Wheels (DRW)
- Engine-Only Traction Control (EOTC)
- Shock Absorbers – Heavy Duty Gas

- Stabilizer Bar – Front

- Power Steering

- Steering Damper

- Integrated Trailer Brake Controller

- 19.5" Forged Polished Aluminum Wheels with Bright Hub Covers

- (6) 225/70Rx19.5G BSW A/S Tires

- DynaRide Air Ride Rear Suspension (Optional)

Chassis Exterior Features –

- Front Bumper – Chrome Steel with Front Grained Top Cover and Lower Air Dam

- Door Handles – Black

- Grille – Chrome Bar-Style

- Headlamps – Dual Beam Halogen

- Mirrors – PowerScope Trailer Towing Mirrors with Power Heated Glass

- Tow Hooks – (2) front, Black

- Glass - Solar Tinted

Safety –

- Airbags – Front Seat Front with Passenger Side Deactivation Switch

- Airbags – Front Seat Side

- Belt-Minder, Chime and Flashing Warning Light on Instrument Cluster if Belts Not Buckled

- Child Tethers (Front Passenger)

- Seat Belts – Color Coordinated with Height Adjustment

- SOS Post Crash Alert System

- Remote Keyless Entry

- SecuriLock Anti-Theft Ignition

Conversion Exterior Features –

- Exterior Paint:

- Mocha
- Quick Silver
- Briarwood

- Four Point Fully Automatic Hydraulic Leveling Jacks

- 10,000 LB. Trailer Hitch

- Carefree of Colorado 12 Volt Power Box Awning

- Slide-Out Toppers on all Slides

- Window Awnings (Optional)

- Double Power Step at Entry Door

- External Storage Compartments with Insulated Aluminum Compartment Doors

- Rear Trunk Storage

- Outdoor Entertainment System – 32" LED LCD TV, AM/FM/CD/DVD Player with 2 Speakers

- Exterior LP Gas Grill (Optional)

Conversion Interior Features –

- Interior Decors:

- Orient Coffee
- Spice
- Saddle
- Glacier
- Caviar

- **Cab Over Bed Package (Optional)**
- **Hardwood Cabinets:**
 - Early American Cherry
 - Natural Cherry
- **Deluxe Hidden Hinges**
- **Posi-Lock Cabinet Door Latches**
- **Multi-Plex Lighting System:**
 - Multi-point switching
 - “ALL OFF” feature located in three locations

User can completely shut down all 12 volt lighting by holding one button down in the following areas: Entry Door, Bedroom and Driver/ Passenger Compartment
- **Flush Mounted LED Lights in Ceiling**
- **Floor Lighting Through Out**
- **Deluxe Vinyl Padded Ceiling Material**
- **Décor Wall Board Interior**
- **Day/Night Manual Roller Shades**
- **Interior Matched Fabric Valances**

Safety Features –

- **LP Gas Leak Detector**
- **Carbon Monoxide Detector**
- **Smoke Detector**
- **Fire Extinguisher**

Living Room –

- **40” LED LCD TV**
- **29” LED LCD TV on Swing Arm on Optional Cab Over Model**
- **Blu-Ray Home Theater AM/FM/CD/DVD Sound System**

- **Fully Automatic Satellite Dome**
- **Fully Automatic In-Motion Satellite Dome (Optional)**
- **Deluxe Carpet and Pad**
- **Fantastic Vent Fan with Thermostat and Rain Sensor**
- **Porcelain Tile (Optional)**
- **Porcelain Tile Laid Diagonally with Contrasting Insert (Optional)**

Furniture –

- **Ultra Leather Hide-A-Bed Sofa with Queen Size Air Mattress on Models IF270, IF274, IF310 and IF312**
- **Ultra Leather Sofa/Dinette Ensemble with Hide-A-Bed and Dream Dinette Table on Model IF330**
- **Ultra Leather U-Shaped Booth Dinette in Place of the Sofa on Models IF274, IF310 and IF312 (Optional)**
- **Ultra Leather Front and Rear Facing Dream Dinette Table on Model IF270**
- **Ultra Leather Front and Rear Facing Dinette with Table Legs on Model IF255**
- **(2) 19” Corian Sofa Tables on Models IF274, IF310 and IF312**

Kitchen Features –

- **Corian Countertop with Large Double Bowl Sink with Sink Covers (Single Bowl on IF255)**
- **Single Handle Faucet with Pull-Out Spray Head**
- **Two Burner LP Gas Stove Top (N/A on IF255)**

- **Over the Range Convection Microwave Oven (Non Convection on IF255)**
- **Decorative Tile Backsplash**
- **10 Cu. Ft. Stainless Steel Refrigerator (N/A on IF255)**
- **10 Cu. Ft. Stainless Steel Refrigerator with Ice Maker (Optional)**
- **4 Cu. Ft. Refrigerator (IF255)**
- **120 Volt Receptacle**
- **Shaw Resilient Luxury Plank Flooring**
- **Porcelain Tile (Optional)**
- **Porcelain Tile Laid Diagonally with Contrasting Insert (Optional)**

Bathroom Features –

- **Corian Lavatory Top with Integrated Sink**
- **Shaw Resilient Luxury Plank Flooring**
- **Porcelain Tile (Optional)**
- **Porcelain Tile Laid Diagonally with Contrasting Insert (Optional)**
- **Deluxe Medicine Cabinet**
- **Decorative Tile Backsplash Over Vanity**
- **One Piece Fiberglass Shower with Skylight**
- **Porcelain Toilet**
- **Fantastic Vent Fan**
- **Water Pump Switch in Bathroom**

Bedroom Features –

- **32” LED LCD TV**
- **Deluxe Carpet and Pad**
- **Serta Memory Foam Mattress**

- **Designer Bedspread and Pillow Shams**
- **Fantastic Vent Fan with Thermostat and Rain Sensor**

Construction Highlights –

- **Heavy Duty 3” E-Coated Steel Floor Frame Mounted on Isolators**
- **Radiused and Laminated Side Walls**
- **Square Tube Aluminum Framed Side Walls with all Trough Wall Cut Outs Framed in Aluminum**
- **Panoramic Dark Tinted Windows**
- **One Piece Radiused and Laminated Roof**
- **Square Tube Aluminum Framed Roof**
- **One Piece Outer Fiberglass Skin on Roof**
- **R-11 Solid Block Foam Insulation in Floor**
- **R-8 Solid Block Foam Insulation in Side Walls and Roof**
- **Steel Cage Connecting Cab to Side Walls and Roof**
- **Front Aerodynamic Fiberglass Transition**
- **Molded Fiberglass Rear Cap with Trunk**
- **Hydraulic Living Room Slide Out (Models IF270, IF274, IF310, IF312 and IF330)**
- **Hydraulic Bedroom Slide Out (Models IF310 and IF330)**
- **Slide Outs have Cross-Flow Ventilation Window**

Utilities –

- **Heating:**
 - 30,000 BTU LP Gas Furnace
- **Electrical:**
 - (2) Group 31 AGM Batteries 210 Amp Hour
 - **1,800 Watt Invertor**
 - **3,000 Watt Invertor (Optional)**
 - **50 Amp Land Line Service**
 - **Onan 5.5 KW Gasoline Generator**
 - **Onan 6.0 KW Diesel Generator (Optional Requires Diesel Engine Upgrade)**
 - **AGS Auto Generator Start System (Optional – Requires 3,000 Watt Inverter Option)**
 - **LP Gas/Electric Hot Water Heater (Optional)**
 - **Coach Battery Disconnect in Living Area**
 - **Exterior Park Cable Hook-Up**
 - **Cooling:**
 - (1) Low Profile 15,000 BTU Roof Air Conditioner with Heat Pump (Models IF255, IF270 and IF274)
 - (2) Low Profile 15,000 BTU Roof Air Conditioners with Heat Pumps (Models IF310, IF312 and IF330)
- **Plumbing and Water System:**
 - On Demand LP Gas Water Heater
 - 12 Volt High Capacity Water Pump
 - 12 Volt Heat Pads on all Water Tanks

Power, Prestige and Precision From Dynamax

Dynamax's reputation for elegantly styled body lines and head-turning paint is renown. Dynamax owners are indulged in first-class comfort with standout amenities that are second to none. Contemporary conveniences like brand name appliances and dramatic Multiplex lighting amp up the "ahh" factor.

For the motorhome enthusiast, the drive is as important as the destination. We start with a commercial grade chassis designed to exceed the comfort and safety demands of professional drivers. Our signature curved design handles cleanly, cutting cross winds for a smoother, more stable and aerodynamic ride. Engine access is just under the hood, so service is a breeze. Dynamax offers up to 5' of metal for front crush zone protection. The result...total engineering synergy from one end to the other, mile after mile, year after year.

Experience the complete package. Luxury living inside with head-turning good looks outside – all in a fun to own package – hand crafted by Dynamax.



WE'RE PERFORMANCE DRIVEN

2745 Northland Dr. ■ Elkhart IN 46514
888-295-7859 ■ www.dynamaxcorp.com

Actual towing capacity is dependent on your particular loading and towing circumstances, which includes GVWR, GAWR and GCWR, as well as adequate trailer brakes. Please refer to the Owners Manual of your vehicle for further information. All illustrations and specifications contained in this literature are based on the latest product information at the time of publication. Dynamax reserves the right to make changes in prices, colors, materials, equipment and specifications at anytime, without notice, and assumes no responsibility for any error in this literature. All units are shipped F.O.B. point of manufacture. 11/13 ©2013 Dynamax



Learn More
Scan this barcode using a QR Reader on your smart phone to learn more about Forest River.



A Berkshire Hathaway company.