

BIGHORN

BY HEARTLAND



BIGHORN

BY HEARTLAND



THE BIGHORN COLLECTION

Under 39 Feet



BH 3010RE

34'10" - Dry Weight: 11,840 - Hitch: 2,340



BH 3160 ELITE

35'10" - Dry Weight: 12,015 - Hitch: 2,095



BH 3270RS

35'2" - Dry Weight: 11,965 - Hitch: 2,520



BH 3500SE

37'5" - Dry Weight: 13,000 - Hitch: 2,385

BIGHORN DECOR

Carrabba



Billington



Standard
Oyster Exterior
with Vinyl Graphics



Under 39 Feet



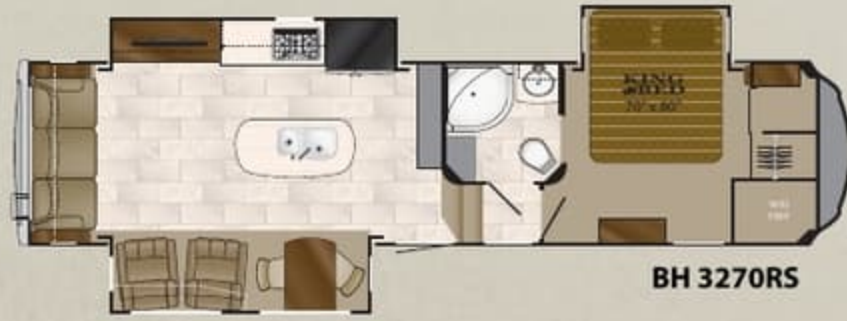
BH 3010RE

34'10" - Dry Weight: 11,840 - Hitch: 2,340



BH 3160 ELITE

35'10" - Dry Weight: 12,015 - Hitch: 2,095



BH 3270RS

35'2" - Dry Weight: 11,965 - Hitch: 2,520



BH 3500SE

37'5" - Dry Weight: 13,000 - Hitch: 2,385

BIGHORN DECOR

Carrabba



Billington



Standard Oyster Exterior with Vinyl Graphics



Over 39 Feet



BH 3575EL

39'4" - Dry Weight: 13,050 - Hitch: 2,435



BH 3760EL

40'11" - Dry Weight: 13,240 - Hitch: 2,905



BH 3870FB

43'3" - Dry Weight: 13,355 - Hitch: 3,010



BH 3871FBO

42'2" - Dry Weight: 14,190 - Hitch: 2,750



BH 3970RD

43'8" - Dry Weight: 14,300 - Hitch: 2,905



BH 3950FL

44'0" - Dry Weight: TBD - Hitch: TBD

Full Paint Options




Optional
Full Paint Exterior
Black/Red

Optional
Full Paint Exterior
Black/Tan



Over 39 Feet



BH 3575EL

39'4" - Dry Weight: 13,050 - Hitch: 2,435



BH 3760EL

40'11" - Dry Weight: 13,240 - Hitch: 2,905



BH 3870FB

43'3" - Dry Weight: 13,355 - Hitch: 3,010



BH 3871FBO

42'2" - Dry Weight: 14,190 - Hitch: 2,750



BH 3970RD

43'8" - Dry Weight: 14,300 - Hitch: 2,905



BH 3950FL

44'0" - Dry Weight: TBD - Hitch: TBD

Full Paint Options



Optional
Full Paint Exterior
Black/Red

Optional
Full Paint Exterior
Black/Tan





Systems

- (2) 45 Gallon Gray Tanks(90 total)
- 45 Gallon Black Tank
- 67 Gallon Fresh Water Tank
- 5 Gallon Fresh Drinking Water
- 2 - 30lb LP Tanks
- 2 - 15,000 BTU high output quiet A/Cs with foam core insulated ducts
- 14 ply 16" G-Rated tires
- Painted front and rear cap with two additional layers of insulation for maximum comfort

Construction

1. Laminated high gloss sidewall
2. 5" aluminum frame - Full walk-on roof
3. Laminated floor construction
4. Tight-Turn front cap technology
5. 10" and 12" I-beam construction with drop frame pass-through storage
6. Light weight exterior aluminum quad steps



Systems

- (2) 45 Gallon Gray Tanks(90 total)
- 45 Gallon Black Tank
- 67 Gallon Fresh Water Tank
- 5 Gallon Fresh Drinking Water
- 2 - 30lb LP Tanks
- 2 - 15,000 BTU high output quiet A/Cs with foam core insulated ducts
- 14 ply 16" G-Rated tires
- Painted front and rear cap with two additional layers of insulation for maximum comfort

Construction

1. Laminated high gloss sidewall
2. 5" aluminum frame - Full walk-on roof
3. Laminated floor construction
4. Tight-Turn front cap technology
5. 10" and 12" I-beam construction with drop frame pass-through storage
6. Light weight exterior aluminum quad steps

BIGHORN

BY HEARTLAND



4



Best In Class R-Values

Roof	R40
Walls	R11
Floor	R45
Bath Deck	R14
Slideout Floors	R14
Radiant Front/Rear Caps	R21

BIGHORN

BY HEARTLAND



4



Best In Class R-Values

Roof	R40
Walls	R11
Floor	R45
Bath Deck	R14
Slideout Floors	R14
Radiant Front/Rear Caps	R21



Residential Kitchen



Coffered Ceiling



Large TV and Entertainment System



Legless Dinette



MCD Day/Night Shades



Theater Seating





Residential Kitchen



Coffered Ceiling



Large TV and Entertainment System



Legless Dinette



Theater Seating



MCD Day/Night Shades



Power Cord Reel

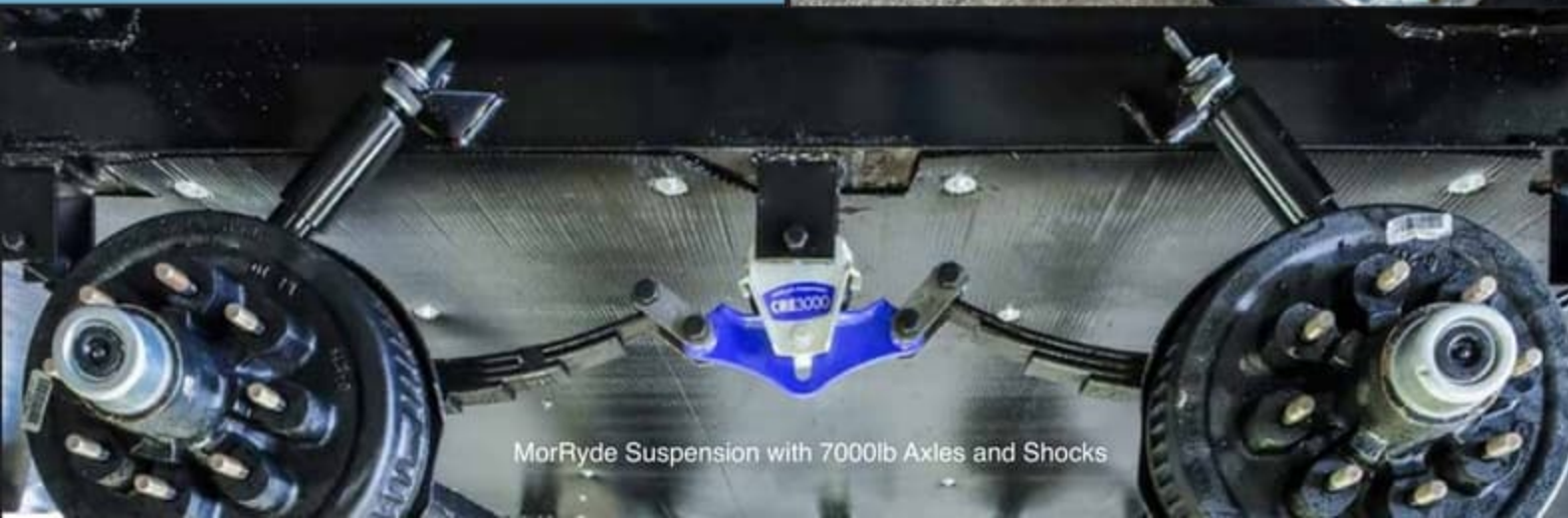


Universal Docking Center

-INDUSTRY FIRST-
Truly Fresh
Drinking Water
and Ice Cube System



16" G-Rated Tires



MorRyde Suspension with 7000lb Axles and Shocks



Power Cord Reel



Universal Docking Center



16" G-Rated Tires



-INDUSTRY FIRST-
Truly Fresh
Drinking Water
and Ice Cube System



MorRyde Suspension with 7000lb Axles and Shocks



3970RD Kitchen

3970RD Living Room

Optional 3871FBO Wine Bar

Standard 3871FBO Office





3970RD Kitchen

3970RD Living Room

Optional 3871FBO Wine Bar

Standard 3871FBO Office





3970RD Living



3970RD Bedroom



3500SE Camp Kitchen



3970RD Vanity



3970RD Living



3970RD Bedroom



3500SE Camp Kitchen



3970RD Vanity

Solar Done Right

Don't get fooled by the competition when it comes to solar.
Not all systems are created equal.

At Bighorn, we took the time to do the research. We spoke to industry experts who do solar for a living. The most important thing we learned is everyone's needs are different. From trickle charging a battery to running an entire coach off grid for days on end. Solar needs are as diverse as our customers. Our goal was to give our customers the flexibility that allows the installation

of a single panel battery maintainer all the way up to a sophisticated solar array capable of supporting a residential refrigerator and powering all the comforts of home. The solution was simple. Provide a conduit from the roof to the basement in every Bighorn and Bighorn Traveler floor plan for customers to easily design and install whatever solar configuration is best for them.

- **Solar conduit doesn't limit your solar production with an inadequate factory pre-wire**
- **Solar conduit offers maximum scalability for your power system**
- **Solar conduit provides you the flexibility from 100W all the way up to 1400W of solar power**
- **Solar conduit reduces labor costs and preserves a weather tight seal on the roof**



Sometimes the simplest ideas are the most profound



Solar Done Right

Don't get fooled by the competition when it comes to solar.
Not all systems are created equal.

At Bighorn, we took the time to do the research. We spoke to industry experts who do solar for a living. The most important thing we learned is everyone's needs are different. From trickle charging a battery to running an entire coach off grid for days on end. Solar needs are as diverse as our customers. Our goal was to give our customers the flexibility that allows the installation

of a single panel battery maintainer all the way up to a sophisticated solar array capable of supporting a residential refrigerator and powering all the comforts of home. The solution was simple. Provide a conduit from the roof to the basement in every Bighorn and Bighorn Traveler floor plan for customers to easily design and install whatever solar configuration is best for them.

- **Solar conduit doesn't limit your solar production with an inadequate factory pre-wire**
- **Solar conduit offers maximum scalability for your power system**
- **Solar conduit provides you the flexibility from 100W all the way up to 1400W of solar power**
- **Solar conduit reduces labor costs and preserves a weather tight seal on the roof**



Sometimes the simplest ideas are the most profound



STANDARDS

INTERIOR

- All-in-one master control panel with DSI water heater switch, tank level monitors, slide switches and light switches
- "Welcome back light"
- Day/night roller shades
- Metal entry handle
- Custom slide out fascia with LED lighting

HAND CRAFTED CABINETRY

- Glazed hardwood cabinetry & fascia
- Amish-crafted natural hardwood cabinet doors with hidden hinges and drawers
- All cabinet frames are pre-drilled, and screwed together - not stapled
- Real wood drawer construction
- Deluxe ball-bearing drawer guides

BEDROOM

- Built-in closet system featuring hanging clothes rods and recessed shelving
- King size bed (N/A 3160 EL)
- Memory foam mattress
- Two windows in slide for better air flow
- 6'4" bedroom ceiling height throughout
- Level floor between bath and bedroom
- LED lights over bed
- Storage shelves in bed slide room
- Deluxe headboard design
- Pillow package and comforter
- Massive under bed storage
- Pull-out storage drawer in steps
- 32" deep bedroom electric slide rooms (most models)

MAIN SLIDE ROOM

- 7' ceiling height (6' 5" on some models)
- Hydraulic operating system
- Selector valves for slide rooms (N/A 3750FL)
- Double squeeze seals w/ one-piece weather-proof floor pan
- 12V LED lights
- Cabinets above sofa
- Hydraulic manual override system

LIVING ROOM

- Power theater seats with heat and massage (N/A 3010)
- Upgrade 80" flip & fold sleeper sofa
- 110V ceiling fan

KITCHEN

- Fresh H2O System
- Recessed LED lighting
- Solid surface countertops with pencil nose edge
- Residential lino flooring
- 24" deep residential sized cabinets
- Toe kicks (most models)
- Residential size, stainless steel kitchen sink with matching solid surface sink covers
- 20" deep residential size drawers
- Legless dinette table and two folding chairs
- Large, deep residential pantry
- Three speed, temperature control fan with rain sensor

BATH AREA

- 6'4" bath/bed ceiling height throughout
- Residential lino flooring
- Solid surface countertop with undermount sink and matching sink cover
- Large mirrored medicine cabinet
- Linen base cabinet storage

SHOWER

- 1-piece fiberglass mega shower (most models)
- Elegant rain glass shower surround
- Domed skylight over shower

COMMODOE ROOM

- Power roof ventilation
- Dual 12V LED lights with soft lighting lenses
- Porcelain commode w/foot flush

ENTERTAINMENT & CONNECTIONS

- Computer desk station (most models)
- Decorative glass door inserts
- 46" or 55" LED high definition TV (Depends on model)
- Pre-wired for satellite system
- Residential style receiver with built-in DVD Player, FM radio and Bluetooth™

APPLIANCES AND LIGHTING

- 18 Cu.Ft... stainless steel refrigerator
- 3-burner cook top w/woven
- 30" convection microwave oven over the range
- Boutique pull out sprayer faucet in kitchen
- 12 gal. water heater (gas/electric DSI)

PLUMBING

- Color-coded Plumb-PLEX™ water lines with 10/25 year warranty
- Quick and easy winterization system

TANK SIZE & LP GAS SYSTEM

- 67 gallons - fresh water capacity
- 135 gallons waste water - 90 gal. gray / 45 gal. black
- (2) 30# LP bottles with auto change over (room for (2) 40# LP bottle option-most models)

POWER

- 80 Amp/12V DC power converter
- 50 Amp detachable marine cord
- Dual battery box (1 battery included)
- 110V exterior electrical receptacles
- Battery disconnect
- 1000W Converter (some models)

HEATING & COOLING

- Seamless one piece below floor heat duct
- 42,000 BTU furnace
- Residential Style A/C system - includes two dual high output 15,000 BTU A/C units
- Insulated in-roof A/C duct system for maximum efficiency
- Air conditioned and heated commode room

EXTERIOR

- Tight-Turn Technology front cap and frame design, SPECIALLY designed and engineered For SHORT BED / EXT. CAB TRUCKS, allows for tighter turning radius.
- Truly unique aerodynamic profile
- Painted front and rear cap
- High gloss oyster sidewalls
- Overhead LED entry door light
- Automotive aerodynamic styled rear cap with LED turn lights
- Painted aluminum rear ladder

UNIVERSAL DOCKING CENTER

- 12 volt light
- Exterior shower with hot & cold water
- Black tank flush system hook up
- City water hook-up with high pressure fresh tank fill
- Shielded RG-6 coaxial cable hook-up
- Satellite hook-up (roof or tri-pod)
- Holding tanks pull handles
- Winterization valves

LARGEST EXTERIOR STORAGE IN IT'S CLASS!

- Offering over 140 cubic feet of storage!
- Large insulated slam baggage doors
- Unobstructed pass-through design
- 12V lights
- 1 cable outlet / 110 volt outlet

STANDARD WINDOW FEATURES

- Frameless dark tinted safety glass windows with UV inhibitor
- Huge panoramic rear bay window
- Huge panoramic windows in dinette
- Ventilation slider side windows

FRAME & LANDING GEAR

- Strong 12" I-beam frame with rust prohibitive coating (10" on smaller models)
- Hydraulic landing gear jacks (no snap pins required)
- 6 point auto leveling system

TIRES & AXLES

- Heavy-duty 14 ply G-rated 16" tires
- Aluminum rims
- Mor/Ryde CRE/3000 with 4 shocks
- 7,000 lb. Dexter axles with Easy-Lube™ hubs (all models)
- 2" x 12" Nev-R-Adjust brakes by Dexter
- ABS fender skirts
- Spare tire

UNDERBELLY

- Seamless corrugated underbelly material
- Heated and enclosed underbelly & gate valves
- Flexfoil insulation

WALL CONSTRUCTION

- Laminated fiberglass sidewalls
- Double-welded aircraft quality aluminum superstructure cage construction
- Drip rail with down spouts
- Deluxe power exterior awning

ROOF CONSTRUCTION

- Solar Conduit
- Welded aluminum frame
- Walkable roof decking (3/8")
- One-piece seamless EPDM rubber roof
- Radius metal roof cap

3" LAMINATED FLOOR CONSTRUCTION

- Strong aluminum framing
- Block foam insulation
- 3/8" seamless decking

R-14 laminated upper deck floor

TOTAL INSULATION VALUES

- Walls - R11 *All formaldehyde-free insulation
- Roof - R40
- Slide room floors - radiant insulation R14 equivalent
- Main floor - R45
- Upper deck floor - R14

INTERIOR and EXTERIOR OPTIONS

INTERIOR

- 32" bedroom TV
- Queen bed IPO king bed (Queen standard on 3160EL)
- Deluxe coffered ceiling (N/A 3950FL)
- 22 cu.ft. refrigerator with stainless steel front
- 2 Rocker recliners in place of theater seat

EXTERIOR

- Full body paint (Black & Red or Black & Tan)
- Mor/Ryde hitch
- Slide-topper awnings
- Dual pane frameless windows
- Generator prep
- 5.5 Onan generator (ask dealer)
- Electric power cord reel with 33' cord
- Heat pump options (ask dealer for details)
- Yeti extreme weather package
- Power awning - dinette slide (N/A 3950FL)

STANDARDS

INTERIOR

- All-in-one master control panel with DSI water heater switch, tank level monitors, slide switches and light switches
- "Welcome back light"
- Day/night roller shades
- Metal entry handle
- Custom slide out fascia with LED lighting

HAND CRAFTED CABINETRY

- Glazed hardwood cabinetry & fascia
- Amish-crafted natural hardwood cabinet doors with hidden hinges and drawers
- All cabinet frames are pre-drilled, and screwed together - not stapled
- Real wood drawer construction
- Deluxe ball-bearing drawer guides

BEDROOM

- Built-In closet system featuring hanging clothes rods and recessed shelving
- King size bed (N/A 3160 EL)
- Memory foam mattress
- Two windows in slide for better air flow
- 6'4" bedroom ceiling height throughout
- Level floor between bath and bedroom
- LED lights over bed
- Storage shelves in bed slide room
- Deluxe headboard design
- Pillow package and comforter
- Massive under bed storage
- Pull-out storage drawer in steps
- 32" deep bedroom electric slide rooms (most models)

MAIN SLIDE ROOM

- 7' ceiling height (6' 5" on some models)
- Hydraulic operating system
- Selector valves for slide rooms (N/A 3750FL)
- Double squeegee seals w/ one-piece weather-proof floor pan
- 12V LED lights
- Cabinets above sofa
- Hydraulic manual override system

LIVING ROOM

- Power theater seats with heat and massage (N/A 3010)
- Upgrade 80" flip & fold sleeper sofa
- 110V ceiling fan

KITCHEN

- Fresh H2O System
- Recessed LED lighting
- Solid surface countertops with pencil nose edge
- Residential lino flooring
- 24" deep residential sized cabinets
- Toe kicks (most models)
- Residential size, stainless steel kitchen sink with matching solid surface sink covers
- 20" deep residential size drawers
- Legless dinette table and two folding chairs
- Large, deep residential pantry
- Three speed, temperature control fan with rain sensor

BATH AREA

- 6'4" bath/bed ceiling height throughout
- Residential lino flooring
- Solid surface countertop with undermount sink and matching sink cover
- Large mirrored medicine cabinet
- Linen base cabinet storage

SHOWER

- 1-piece fiberglass mega shower (most models)
- Elegant rain glass shower surround

COMMODE ROOM

- Power roof ventilation
- Dual 12V LED lights with soft lighting lenses
- Porcelain commode w/foot flush

ENTERTAINMENT & CONNECTIONS

- Computer desk station (most models)
- Decorative glass door inserts
- 46" or 55" LED high definition TV (Depends on model)
- Pre-wired for satellite system
- Residential style receiver with built-in DVD Player, FM radio and Bluetooth™

APPLIANCES AND LIGHTING

- 18 Cu.Ft... stainless steel refrigerator
- 3-burner cook top w/oven
- 30" convection microwave oven over the range
- Boutique pull out sprayer faucet in kitchen
- 12 gal. water heater (gas/electric DSI)

PLUMBING

- Color-coded Plumb-PLEX™ water lines with 10/25 year warranty
- Quick and easy winterization system

TANK SIZE & LP GAS SYSTEM

- 67 gallons - fresh water capacity
- 135 gallons waste water - 90 gal. gray / 45 gal. black
- (2) 30# LP bottles with auto change over (room for (2) 40# LP bottle option-most models)

POWER

- 80 Amp/12V DC power converter
- 50 Amp detachable marine cord
- Dual battery box (1 battery included)
- 110V exterior electrical receptacles
- Battery disconnect
- 1000W Converter (some models)

HEATING & COOLING

- Seamless one piece below floor heat duct
- 42,000 BTU furnace
- Residential Style A/C system - includes two dual high output 15,000 BTU A/C units
- Insulated in-roof A/C duct system for maximum efficiency
- Air conditioned and heated commode room

EXTERIOR

- Tight-Turn Technology front cap and frame design, SPECIALLY designed and engineered For SHORT BED / EXT. CAB TRUCKS, allows for tighter turning radius.
- Truly unique aerodynamic profile
- Painted front and rear cap
- High gloss oyster sidewalls
- Overhead LED entry door light
- Automotive aerodynamic styled rear cap with LED turn lights
- Painted aluminum rear ladder

UNIVERSAL DOCKING CENTER

- 12 volt light
- Exterior shower with hot & cold water
- Black tank flush system hook up
- City water hook-up with high pressure fresh tank fill
- Shielded RG-6 coaxial cable hook-up
- Satellite hook-up (roof or tri-pod)
- Holding tanks pull handles
- Winterization valves

LARGEST EXTERIOR STORAGE IN IT'S CLASS!

- Offering over 140 cubic feet of storage!
- Large insulated slam baggage doors
- Unobstructed pass-through design
- 12V lights
- 1 cable outlet / 110 volt outlet

STANDARD WINDOW FEATURES

- Frameless dark tinted safety glass windows with UV inhibitor
- Huge panoramic rear bay window
- Huge panoramic windows in dinette
- Ventilation slider side windows

FRAME & LANDING GEAR

- Strong 12" I-beam frame with rust prohibitive coating (10" on smaller models)
- Hydraulic landing gear jacks (no snap pins required)
- 6 point auto leveling system

TIRES & AXLES

- Heavy-duty 14 ply G-rated 16" tires
- Aluminum rims
- Mor/Ryde CRE/3000 with 4 shocks
- 7,000 lb. Dexter axles with Easy-Lube™ hubs (all models)
- 2" x 12" Nev-R-Adjust brakes by Dexter
- ABS fender skirts
- Spare tire

UNDERBELLY

- Seamless corrugated underbelly material
- Heated and enclosed underbelly & gate valves
- Flexfoil insulation

WALL CONSTRUCTION

- Laminated fiberglass sidewalls
- Double-welded aircraft quality aluminum superstructure cage construction
- Drip rail with down spouts
- Deluxe power exterior awning

ROOF CONSTRUCTION

- Solar Conduit
- Welded aluminum frame
- Walkable roof decking (3/8")
- One-piece seamless EPDM rubber roof
- Radius metal roof cap

3" LAMINATED FLOOR CONSTRUCTION

- Strong aluminum framing
- Block foam insulation
- 3/8" seamless decking
- R-14 laminated upper deck floor

TOTAL INSULATION VALUES

- Walls - R11 *All formaldehyde-free insulation
- Roof - R40
- Slide room floors - radiant insulation R14 equivalent
- Main floor - R45
- Upper deck floor - R14

INTERIOR and EXTERIOR OPTIONS

INTERIOR

- 32" bedroom TV
- Queen bed IPO king bed (Queen standard on 3160EL)
- Deluxe coffered ceiling (N/A 3950FL)
- 22 cu.ft. refrigerator with stainless steel front
- 2 Rocker recliners in place of theater seat

EXTERIOR

- Full body paint (Black & Red or Black & Tan)
- Mor/Ryde hitch
- Slide-topper awnings
- Dual pane frameless windows
- Generator prep
- 5.5 Onan generator (ask dealer)
- Electric power cord reel with 33' cord
- Heat pump options (ask dealer for details)
- Yeti extreme weather package
- Power awning - dinette slide (N/A 3950FL)

T R A V



Shown in Fieldstone decor

T R A V



Shown in Fieldstone decor

E L E R



E L E E R



TRAVELER



Systems

- 65 Gallon Fresh Water Tank
- (2) 45 Gallon Gray Tanks
- 45 Gallon Black Tank
- (2) 30lb LP Tanks
- 15,000 BTU high output A/C & 13,500 BTU second A/C w/ insulated ducts.
- F-Range tires
- Painted front cap with two layers of insulation for maximum comfort.

Construction

- Laminated high gloss sidewall
- Full walk-on roof
- Tight-Turn front cap technology
- 10" and 12" I-beam construction with drop frame pass-through storage
- Light weight exterior aluminum quad steps

R-Values

- R 40 Roof
- R11 Walls
- R32 Floor
- R14 Slide Floor
- R14 Bath Deck
- R21 Cap



TRAVELER



Systems

- 65 Gallon Fresh Water Tank
- (2) 45 Gallon Gray Tanks
- 45 Gallon Black Tank
- (2) 30lb LP Tanks
- 15,000 BTU high output A/C & 13,500 BTU second A/C w/ insulated ducts.
- F-Range tires
- Painted front cap with two layers of insulation for maximum comfort.

Construction

- Laminated high gloss sidewall
- Full walk-on roof
- Tight-Turn front cap technology
- 10" and 12" I-beam construction with drop frame pass-through storage
- Light weight exterior aluminum quad steps

R-Values

- R 40 Roof
- R11 Walls
- R32 Floor
- R14 Slide Floor
- R14 Bath Deck
- R21 Cap



Interior Features

Bedroom

Oversized closet
Washer/dryer hook-up
Built-in shelf/nightstands
Hydraulic bed slides
Multiple USB ports

Living Room

Residential style, flip fold sofa
Power theater seat w/ heat & massage
50" Main TV
Fireplace
Ceiling fan
Sofa tables
Multiple USB ports
Upgraded stereo system

Kitchen

16 Cu. Ft. residential refer
Single bowl stainless farm sink
Large solid surface kitchen tops
Large solid surface kitchen backsplash
Oversized drawers
Silverware & utensil drawer
Stainless residential microwave
Three burner cook-top with oven
Solid surface backsplash w/ brick pattern

Dining room

Dinette table with 4 chairs
Large picture windows
Large overhead cabinets
12V outlets
Roller night shades

Bathroom

Porcelain foot flush toilet
Oversized, 1 piece fiberglass showers
Heat & A/C duct
Exhaust fan

Systems

15K main A/C
13.5K 2nd A/C
Central vacuum
35,000 BTU furnace
12 G gas/electric hot water heater w/ quick recovery

Tank Capacity

Fresh 65 Gallons
Grey 45 Gallon x 2 (total of 90 gal.)
Black 45 Gallons

Exterior Features

Aluminum quad entry step
Rear accessory bumper
12V Battery box
16" on center roof trusses
Standard deep dark tint windows
Painted front cap
EPDM rubber roof (12 limited warranty)
Heated & enclosed underbelly
3/8" OSB Roof decking
F-Range 12 ply tires
50 Amp power cord
Hydraulic slide system
6 Point hydraulic level-up
Mor-Ryde suspension system
Drop frame with large pass-thru storage
Back-up camera prep
Solar Conduit

Popular Options

12 cu. ft. Gas/electric refer
Generator prep
Booth dinette (38BH only)
2 Residential recliners
70" Flip sofa IPO bunks (39MB only)
32" TV in bedroom
32" TV in bunk room (39MB, 38BH only)
Queen bed
Dual pane windows

BIGHORN TRAVELER DECOR

Vintage



Fieldstone



Where will you go?



Interior Features

Bedroom

Oversized closet
Washer/dryer hook-up
Built-in shelf/nightstands
Hydraulic bed slides
Multiple USB ports

Living Room

Residential style, flip fold sofa
Power theater seat w/ heat & massage
50" Main TV
Fireplace
Ceiling fan
Sofa tables
Multiple USB ports
Upgraded stereo system

Kitchen

16 Cu. Ft. residential refer
Single bowl stainless farm sink
Large solid surface kitchen tops
Large solid surface kitchen backsplash
Oversized drawers
Silverware & utensil drawer
Stainless residential microwave
Three burner cook-top with oven
Solid surface backsplash w/ brick pattern

Dining room

Dinette table with 4 chairs
Large picture windows
Large overhead cabinets
12V outlets
Roller night shades

Bathroom

Porcelain foot flush toilet
Oversized, 1 piece fiberglass showers
Heat & A/C duct
Exhaust fan

Systems

15K main A/C
13.5K 2nd A/C
Central vacuum
35,000 BTU furnace
12 G gas/electric hot water heater w/ quick recovery

Tank Capacity

Fresh 65 Gallons
Grey 45 Gallon x 2 (total of 90 gal.)
Black 45 Gallons

Exterior Features

Aluminum quad entry step
Rear accessory bumper
12V Battery box
16" on center roof trusses
Standard deep dark tint windows
Painted front cap
EPDM rubber roof (12 limited warranty)
Heated & enclosed underbelly
3/8" OSB Roof decking
F-Range 12 ply tires
50 Amp power cord
Hydraulic slide system
6 Point hydraulic level-up
Mor-Ryde suspension system
Drop frame with large pass-thru storage
Back-up camera prep
Solar Conduit

Popular Options

12 cu. ft. Gas/electric refer
Generator prep
Booth dinette (38BH only)
2 Residential recliners
70" Flip sofa IPO bunks (39MB only)
32" TV in bedroom
32" TV in bunk room (39MB, 38BH only)
Queen bed
Dual pane windows

BIGHORN TRAVELER DECOR

Vintage



Fieldstone



Where
will you go?





Heartland Recreational Vehicles
2831 Dexter Drive • Elkhart, Indiana 46514
574-262-5992

www.heartlandrvs.com



HEARTLAND CUSTOMER SERVICE WE'VE GOT YOUR BACK!

Over 40 men and women located in a dedicated facility servicing our customers every day. With a dealer network of over 400 locations across the U.S. and Canada, you're never far from an authorized Heartland dealer.

Community. Convenience.

Close-to-home.

Where you purchase your recreational vehicle is ultimately your decision but Heartland urges you to consider buying at your local dealer. Dealers are part of your community, providing jobs and contributing to your local economy. These dealers are under obligation to provide warranty service for products they sell, but are not legally required to service products purchased from other dealers. At some point, you may need to return to the dealer you buy from - why not stay close to home? After all, home is where your Heartland is!

BENEFITS OF PURCHASING YOUR RV LOCALLY:

- You enjoy valuable relationship building with Dealer Representatives, close to your home, who will explain the features and benefits of the product.
- You receive a full product orientation prior to delivery, which includes hands-on directions for many of the coach's systems and functions. You are also introduced to the Dealership's Service/Parts/Warranty personnel who are at the ready to help you with any issues you may encounter, now and in the future.
- You enjoy customer PRIORITY. Dealerships generally service their purchasing customers first - others may experience long delays and miss opportunities to use their RV. What is it worth for you to have a dealership's full attention and motivation to satisfy you when you need service - in a timely manner?
- Valuable TAX dollars and jobs stay in YOUR community which pays for your roads, schools, police and fire departments.

DON'T UNDERESTIMATE CUSTOMER SERVICE AND PERSONAL CARE!

For Canadian Residents: If you purchase an RV out-of-country, there are additional fees, taxes and inspections that must be met before bringing your product home. Your local Canadian dealers are experts in these provisions.



HEARTLAND PROUDLY PARTNERS WITH THE HIGHEST QUALITY VENDORS:



Your Authorized Heartland Dealer:

Product information is as accurate as possible as of the date of publication of this brochure. Due to Heartland's commitment to continuous product improvement - floorplans, materials, components, features, measurements, specifications, options, etc. are subject to change at any time without notice or obligation. In certain conditions some additional equipment may be needed. Photos may show optional equipment or props used for photography purposes only.

Heartland has listed the approximate base weight of the trailer without the option equipment included. Option equipment will impact the weight of the trailer. Please locate the weight sticker attached to the trailer you are considering for the most accurate trailer weight.

Tow Vehicle Caution: Owners of Heartland recreational vehicles are solely responsible for the selection and proper use of tow vehicles. All customers should consult with a motor vehicle manufacturer or their dealer concerning the purchase and use of suitable tow vehicles for Heartland products. Heartland disclaims any liability or damages suffered as a result of the selection, operation, use or misuse of a tow vehicle. Heartland's limited warranty does not cover damage to the recreational vehicle or the tow vehicle as a result of the selection of the tow vehicle.



Heartland Recreational Vehicles
2831 Dexter Drive • Elkhart, Indiana 46514
574-262-5992

www.heartlandrvs.com



HEARTLAND CUSTOMER SERVICE WE'VE GOT YOUR BACK!

Over 40 men and women located in a dedicated facility servicing our customers every day. With a dealer network of over 400 locations across the U.S. and Canada, you're never far from an authorized Heartland dealer.

Community. Convenience.

Close-to-home.

Where you purchase your recreational vehicle is ultimately your decision but Heartland urges you to consider buying at your local dealer. Dealers are part of your community, providing jobs and contributing to your local economy. These dealers are under obligation to provide warranty service for products they sell, but are not legally required to service products purchased from other dealers. At some point, you may need to return to the dealer you buy from - why not stay close to home? After all, home is where your Heartland is!

BENEFITS OF PURCHASING YOUR RV LOCALLY:

- You enjoy valuable relationship building with Dealer Representatives, close to your home, who will explain the features and benefits of the product.
- You receive a full product orientation prior to delivery, which includes hands-on directions for many of the coach's systems and functions. You are also introduced to the Dealership's Service/Parts/Warranty personnel who are at the ready to help you with any issues you may encounter, now and in the future.
- You enjoy customer PRIORITY. Dealerships generally service their purchasing customers first - others may experience long delays and miss opportunities to use their RV. What is it worth for you to have a dealership's full attention and motivation to satisfy you when you need service - in a timely manner?
- Valuable TAX dollars and jobs stay in YOUR community which pays for your roads, schools, police and fire departments.

DON'T UNDERESTIMATE CUSTOMER SERVICE AND PERSONAL CARE!

For Canadian Residents: If you purchase an RV out-of-country, there are additional fees, taxes and inspections that must be met before bringing your product home. Your local Canadian dealers are experts in these provisions.



HEARTLAND PROUDLY PARTNERS WITH THE HIGHEST QUALITY VENDORS:



Your Authorized Heartland Dealer:

Product information is as accurate as possible as of the date of publication of this brochure. Due to Heartlands commitment to continuous product improvement - floorplans, materials, components, features, measurements, specifications, options, etc. are subject to change at any time without notice or obligation. In certain conditions some additional equipment may be needed. Photos may show optional equipment or props used for photography purposes only.

Heartland has listed the approximate base weight of the trailer without the option equipment included. Option equipment will impact the weight of the trailer. Please locate the weight sticker attached to the trailer you are considering for the most accurate trailer weight.

Tow Vehicle Caution: Owners of Heartland recreational vehicles are solely responsible for the selection and proper use of tow vehicles. All customers should consult with a motor vehicle manufacturer or their dealer concerning the purchase and use of suitable tow vehicles for Heartland products. Heartland disclaims any liability or damages suffered as a result of the selection, operation, use or misuse of a tow vehicle. Heartland's limited warranty does not cover damage to the recreational vehicle or the tow vehicle as a result of the selection of the tow vehicle.