



# VIKING

CAMPING TRAILERS

*Camping Made Easy*



A Berkshire Hathaway company.



# VIKING EXPRESS

## CAMPING TRAILERS

*Camping Made Even Easier*

### THE EASIEST WAY TO GET UP & GO

Viking tent-style, pop-up hybrids feel much bigger inside, with a rear entry for easy access. Unlatch, and the struts automatically lift the roof into position. Durable, lami-plast exterior walls and roof skin maintain structural integrity and can withstand the test of time.

Express delivers a lot of comfort features including a 5,000 BTU air conditioner and a 20,000 BTU furnace plus, unlike traditional teardrop models, you can stand upright and walk around in the living space. These models are lightweight, and easy to tow by most cars, crossovers, and small SUVs.



EXPRESS 9.0



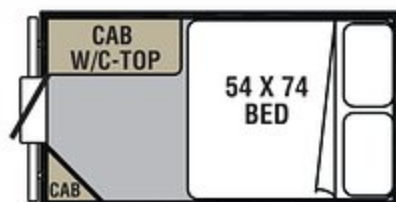
EXPRESS 9.0TD V-PKG.



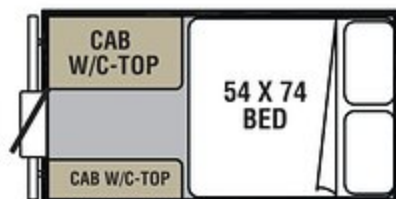
EXPRESS 9.0TD DELUXE



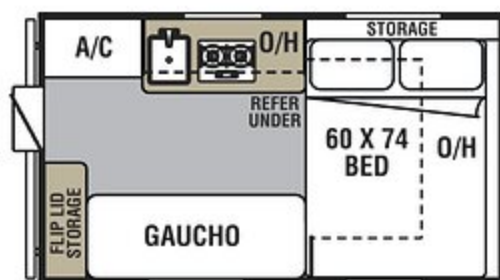
EXPRESS 9.0TD V-PKG.



EXPRESS 9.0  
UNDER 800 LBS.



EXPRESS 9.0TD  
V-PKG. OPTION - UNDER 1,250 LBS.



EXPRESS 12.0TD  
RUGGED, OFF-ROAD OPTION - UNDER 2,100 LBS.



Express 9.0TD Deluxe



Express 9.0TD V-PKG.





EXPRESS 12.0TD XL



EXPRESS 12.0TD XL OFF ROAD



Express 12.0 TD XL



EXPRESS	9.0	9.0 TD	12.0 TD
Interior Box Size	8' 9"	9'	12'
Travel Length	12' 10"	13'	16' 9"
Travel Width	6' 7"	6' 7"	7' 2"
Travel Height	50-1/2"	69"	88"
Exterior Open Length	8' 2"	13'	13' 11"
Interior Open Height	6' 6"	7' 2"	7' 2"
Sleeping Capacity	2	2	3
Front Sleeping Area	54" x 74"	54" x 74"	56" x 74"
Gauche	N/A	N/A	STD
Radial Tire Size	ST145R12	ST145R13	ST205/75R14
Tire Load Range	E	D	D
Hitch Weight (lbs.)	77	122	250
Axle Weight (lbs.)	590	970	1707
UVW (lbs.)	761	1080	1964
Cargo Capacity (lbs.)	516	1042	1786
GVWR (lbs.)	1277	2122	3750
Coupler Size	2"	2"	2-5/16"

\*Weights shown are approximate. †Estimated Average based on standard build optional equipment. All weights shown are in Pounds. See back page for chart definitions.

## VIKING EXPRESS

		BASIC	DELUXE	V-PKG.	DELUXE	OFF ROAD
	9.0	9.0 TD	9.0 TD	9.0 TD	12.0 TD XL	12.0 TD XL
<b>EXTERIOR</b>						
E-Coated Tubular Steel Frame	•	•	•	•	•	•
Tire Sizes	12"	13"	13"	15"	14"	15"
Heavy-Duty Tongue Jack w/Wheel	•	•	•	•	•	•
Wide Trac Ultra Lube Spring Axle	•	•	•	•	•	•
Electric Brakes	•	•	•	•	•	•
Chrome Caps & Lugs				•	•	•
Radial Tires	•	•	•	•	•	•
Spare Tire & Carrier	OPT	OPT	OPT	OPT	OPT	•
Aluminum Rims		•	•			
(4) Heavy Duty Scissor Style Jacks	•	•	•	•	•	•
Laminated (Lami-Plast) Walls- Roof		•	•	•	•	•
Laminated Aluminum Skin Walls	•					
LED Exterior Lights	•	•	•	•	•	•
One-Piece Screen Door					•	•
Aqua-Shield Tenting Material	•	•	•	•	•	•
Exterior Wall Mount LP Grill		•	•	•	•	•
16 Gallon Fresh Water Tank				•		
27 Gallon Fresh Water Tank					•	•
25 Amp Converter - Trickle Charger					•	•
12 Amp Converter - Trickle Charger				•	•	
120V GFI Recept				•	•	•
Flex Rod Tech Add A Room	OPT	OPT	OPT	OPT	•	•
"Jack It" Bike Rack	OPT	OPT	OPT	OPT	OPT	OPT
"Toylok" Cargo Security System	OPT	OPT	OPT	OPT	OPT	OPT
Patio Light				•	•	•
<b>INTERIOR</b>						
LED Interior Courtesy Lights (Floor)				•	•	•
100% Adhesion Residential Grade Linoleum	•	•	•	•	•	•
Dark Ash Cabinetry	•	•	•	•	•	•
Residential Laminated Countertops	•	•	•	•	•	•
Ultra Comfort 4" High Density Cushions					•	•
Deep Bowl Acrylic Sink				•	•	•
2-Burner High Output Range					•	•
12V On Demand Water Pump				•	•	•
DSI 6-Gallon Water Heater				•	•	•
20,000 BTU Furnace				•	•	•
12V LED Interior Lights	•	•	•	•	•	•
Retractable Clothes Bar					•	•
Jensen Bluetooth Stereo				•	•	•
3-Way 1.9 Cu. Ft. Refrigerator					•	•
1.6 Cu. Ft. Electric Refrigerator				•	•	
Thetford Porta Potti		OPT	OPT	•	•	•
5000 BTU Air Conditioner	OPT	OPT	•	•	•	•

• = STANDARD FEATURES



# VIKING

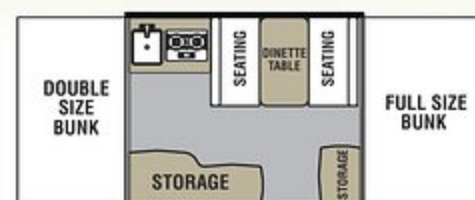
## CAMPING TRAILERS

*Camping Made Easy*

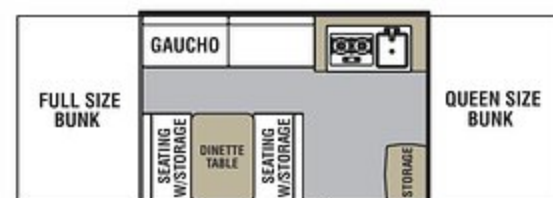


VIKING LS

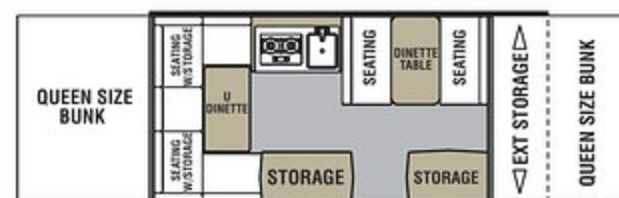
### VIKING LS



1706XLS NEW LARGER BUNK



2107LS NEW GAUCHO



2308LS NEW STORAGE SHROUD & LID



VIKING LS



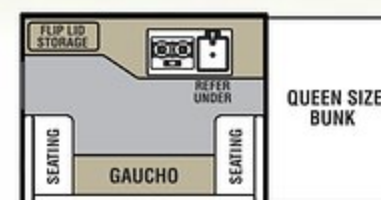
1706XLS



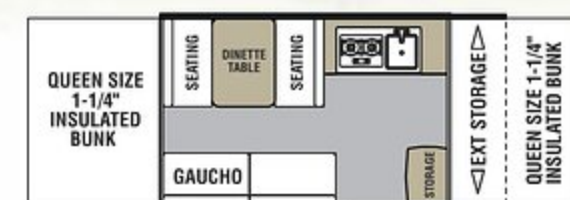
### VIKING EPIC



### VIKING EPIC



1760QS HEATED QUEEN BED



2108ST EXCLUSIVE STEPPER DOOR



2405ST JACK KNIFE SOFA

	LS MODEL			EPIC			LEGEND
	1706XLS	2107LS	2308LS	1760QS	2108ST	2405ST	2485SST
Interior Box Size	8' 6"	10'	12'	8' 6"	10'	12'	12'
Travel Length	12' 11"	13' 2"	17' 9"	12' 2"	16' 10"	17' 9"	19'
Travel Width	7'	7' 1"	7' 1"	7' 1"	7' 1"	7' 1"	7' 1"
Travel Height	56"	58"	58"	56"	58"	58"	55"
Exterior Open Length	17' 11"	20' 5"	23' 5"	13' 6"	20' 9"	23' 5"	23' 5"
Interior Open Height	6' 10"	6' 10"	6' 10"	6' 10"	6' 10"	6' 10"	6' 10"
Sleeping Capacity	6	7	8	4	7	8	6
Front Sleeping Area	54" x 80"	58" x 80"	70" x 80"	58" x 80"	58" x 80"	70" x 80"	70" x 80"
Rear Sleeping Area	48" x 80"	54" x 80"	58" x 80"	N/A	58" x 80"	58" x 80"	58" x 80"
Dinette Area	38" x 64"	38" x 70"	38" x 64"	N/A	38" x 70"	38" x 70"	41" x 74"
"U" Dinette	N/A	N/A	42" x 80"	38" x 102"	N/A	N/A	N/A
Lounge Area	N/A	80"	N/A	N/A	24" x 70"	N/A	24" x 70"
Sofa Bed	N/A	N/A	N/A	N/A	34" x 76"	40" x 72"	N/A
Radial Tire Size	ST145R12	ST145R12	ST185/80R13	ST145R12	ST185/80R13	ST185/80R13	ST185/80R13
Tire Load Range	E	E	D	E	D	D	D
Hitch Weight (lbs.)	167	208	223	203	187	241	296
Axle Weight (lbs.)	1338	1576	1962	1355	1667	2083	2403
UVW (lbs.)	1642	1801	2221	1577	1863	2396	2840
Cargo Capacity (lbs.)	1255	1137	1002	1365	824	845	456
GVWR (lbs.)	2897	2938	3223	2942	2687	3241	3296
Coupler Size	2"	2"	2"	2"	2"	2"	2"

\*Weights shown are approximate. †Estimated Average based on standard build optional equipment. All weights shown are in Pounds. See back page for chart definitions.







EPIC 2405ST



Viking's Super Sliding Storage box enables full, easy accessibility even when the camper is set up. (2485SST).



The E-Z one hand swing level galley (2485SST)



Modular Cassette Potti/Shower Combo

## EASY TO TOW • SET UP IN 10 MINUTES!

Value-added, Viking Ultra Light Camping Trailers are easy to tow and maneuver at 1,500 - 2,500 lbs. These technologically advanced camping trailers are an easy way to experience the RV lifestyle. With exclusive cable supported structured platform bed systems, and the J-track metal door hook system, they're designed to make set up a breeze. It's easy to keep things fresh with Velcro attached valances and removable curtains.

## VIKING LEGEND



2485SST SPACIOUS SLIDE OUT WITH MODULAR CASSETTE POTTI/SHOWER COMBO

## VIKING LEGEND

EXTERIOR	LS	EPIC	LEGEND
E-Coated Tubular Steel Frame	•	•	•
Dual Drive Winch	•	•	•
Heavy Duty Tongue Jack - w/Wheel	•	•	•
Wide Trac Ultra Lube Spring Axle	•	•	•
Electric Brakes	•	•	•
Chrome Caps & Lugs	•	•	•
Radial Tires	•	•	•
Spare Tire & Carrier	•	•	•
Aluminum Rims			•
(4) Heavy Duty Scissor Style Jacks	•	•	•
Goshen Lift System	•	•	•
4-Layer Laminated Seamless Roof	•	•	•
"Zero Exposure" Bunk Technology		•	•
Laminated Insulated Bed Platforms	•	•	•
Laminated Aluminum Skin Walls	•	1760QS	
Laminated Fiberglass Walls		•	•
LED Exterior Lights	•	•	•
Diamond Plate Front & Rear Walls		•	•
E-Z Swing Stepper Door		•	•
One-piece Screen Door	•	•	•
Prebraced for A/C	•	•	•
Exterior Wall Mount LP Grill w/Quick Connect	OPT	•	•
VRX Sectionalized Tent	•	•	•
Non Heated 4" Mats	•		
16 Gallon Fresh Water Tank	1706XLS	1760QS	
23 Gallon Fresh Water Tank	•	•	•
25 Amp Converter - Trickle Charger		•	•
12 Amp Converter - Trickle Charger	1706XLS	1760QS	
Patio Light (N/A 1706XLS)		•	•
Super Sliding Storage			•
New Style Storage Lid & Shroud	•	•	•
Create-A-Breeze Power Roof Vent		•	•
Flex Rod Tech Add-A-Room Upgrade	1706XLS	1760QS	
Awning	•	•	•

• = STANDARD FEATURES

INTERIOR	LS	EPIC	LEGEND
LED Interior Courtesy Lights (Floor)	•	•	•
100% Adhesion Residential Grade Linoleum	•	•	•
Dark Ash Cabinetry	•	•	•
Residential Laminated Countertops	•	•	•
Ultra Comfort 4" Heated Mattress		•	•
Ultra Comfort 4" High Density Cushions	•	•	•
Glide-N-Lock Cable Supported Beds	•	•	•
Privacy Drapes		•	•
E-Z Swing Galley With Drawer			•
Deep Bowl Acrylic Sink	•	•	•
2-Burner High Output Range	•	•	•
Bathroom Package (Opt. 2405ST)			•
12 Volt On Demand Water Pump	•	•	•
Modular Cassette Potti (Opt. 2108ST, 2405ST)			•
DSI 6-Gallon Water Heater w/Outside Shower (2108ST, 2405ST) Outside Spray-away w/Quick Connect (2485SST)		•	•
20,000 BTU Furnace	•	•	•
3-Way Dometic Refrigerator 1.9 Cu. Ft.	•	•	•
12 Volt LED Interior Lights	•	•	•
LED Bunk Fan Lights	•	•	•
Retractable Clothes Bar			•
Bunk Storage Nets		•	•
Jensen Bluetooth Stereo (Std. 2485SST)			•
120 Volt GFI Recept	•	•	•
<b>ESSENTIALS PACKAGE</b>			
3-Way 1.9 Cu. Ft. Refrigerator, 20,000 BTU Furnace, Awning, Electric Brakes, Spare Tire & Carrier	•	•	•
<b>POPULAR OPTIONS</b>			
13,500 BTU Air Conditioner			
40 Watt Zamp Portable Solar Panel			
80 Watt Zamp Portable Solar Panel			
"Jack It" Bike Rack			
"Toylok" Cargo Security System			
Stor-N-More Under Bunk Storage System			
Thetford Porta Potti			
Screen Room w/Privacy Flaps			





Heavy Duty  
Construction  
Sets V-Trec  
Apart

- 5" Tube Frame
- Reinforced Diamond Plate Front Deck
- 4000 Lb. Heavy Duty Torsion Axle for Heavy Cargo Capacity

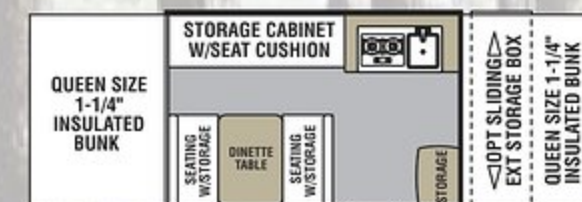
### LIMITED WARRANTY

- Lift System – Lifetime • Dexter® E-Z Lube® Axle – 5 Years • Vinyl Tent – 5 Years • Refrigerator – 3 Years • Roll-out System – 5 Years
- Plumbing System – 10/25 Years • Roof Assembly – 5 Years • Electronic Converter – 2 Years • Roof Exterior – 2 Years

EXTERIOR	V-TREC		V-TREC		V-TREC
E -Coated Tubular Steel Frame	•	23 Gallon Fresh Water Tank	•	3-Way 1.9 Cu. Ft. Refrigerator	•
Dual Drive Winch	•	25 Amp Converter - Trickle Charger	•	20,000 BTU Furnace	•
Heavy Duty Tongue Jack - W/Wheel	•	120 Volt GFI Recept	•	12 Volt LED Interior Lights	•
Wide Trac Ultra Lube Torsion Axle	•	Patio Light	•	LED Bunk Fan Lights	•
Electric Brakes	•	Create A Breeze Power Roof Vent	•	Jensen Bluetooth Stereo (V-3 Only)	•
15" Radial Tires	•	Awning	•	<b>ESSENTIALS PACKAGE</b>	
Spare Tire & Carrier	•	<b>INTERIOR</b>		3-Way 1.9 Cu. Ft. Refrigerator, 20,000 BTU Furnace, Awning, Electric Brakes, Spare Tire & Carrier	•
Aluminum Rims	•	LED Interior Courtesy Lights (Floor)	•	<b>POPULAR OPTIONS</b>	
(4) Heavy Duty Scissor Style Jacks	•	100% Adhesion Residential Grade Linoleum	•	13,500 BTU Air Conditioner	
Goshen Lift System	•	Dark Ash Cabinetry	•	40 Watt Zamp Portable Solar Panel	
4 Layer Laminated Seamless Roof	•	Residential Laminated Countertops	•	80 Watt Zamp Portable Solar Panel	
"Zero Exposure" Bunk Technology	•	Glide-N-Lock Cable Supported Beds	•	Thetford Modular Cassette Potti w/Electric Flush (Opt. V1, V2)	
Laminated Insulated Bed Platforms	•	Ultra Comfort 4" Heated Mattress	•	Thetford Porta Potti	
Laminated Fiberglass Walls	•	Ultra Comfort 4" High Density Cushions	•	SST - Super Sliding Storage Trunk (V1, V2)	
LED Exterior Lights	•	Vented Privacy Drapes	•	"Jack It" Bike Rack	
Diamond Plate Front & Rear Walls	•	E-Z Swing Galley With Drawer	•	"Toylok" Cargo Security System	
One-piece Screen Door	•	Deep Bowl Acrylic Sink	•	Stor-N-More Under Bunk Storage System	
Prebraced For A/C	•	2-Burner High Output Range	•		
Outside Spray-away	•	12 Volt On-Demand Water Pump	•		
Exterior Wall Mount LP Grill w/Quick Connect	•	Bathroom Package (Std. V3, Opt. V2)	•		
VRX Sectionalized Tent	•	DSI 6-Gallon Water Heater	•		

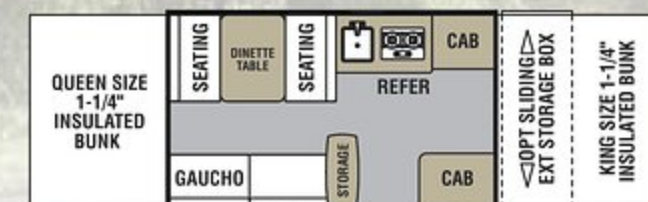
• = STANDARD FEATURES

• = STANDARD FEATURES

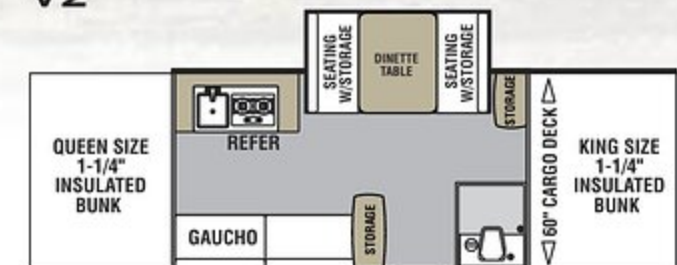


V1

SOLID DIAMOND PLATE 2' DECK -  
D-RING TIE-DOWNS



V2



V3

SOLID DIAMOND PLATE 4' DECK - DETACHABLE RAMP

## LET THE GOOD TIMES ROLL!



V-TREC	V1	V2	V3
Interior Box Size	10'	12'	12'
Travel Length	17' 2"	18' 3"	21' 8"
Travel Width	7' 1"	7' 1"	7' 1"
Travel Height	65"	65"	65"
Exterior Open Length	20' 5"	22' 5"	23' 5"
Interior Open Height	6' 10"	6' 10"	6' 10"
Sleeping Capacity	6	6	6
Front Sleeping Area	58" x 80"	70" x 80"	70" x 80"
Rear Sleeping Area	58" x 80"	58" x 80"	58" x 80"
Dinette Area	38" x 70"	36" x 70"	41" x 74"
Lounge Area	24" x 70"	24" x 70"	24" x 70"
Radial Tire Size	ST235/75R15	ST235/75R15	ST235/75R15
Tire Load Range	C	C	C
Hitch Weight (lbs.)	274	290	427
Axle Weight (lbs.)	2120	2291	2790
UVW (lbs.)	2394	2581	3217
Cargo Capacity (lbs.)	1380	1209	1210
GVWR (lbs.)	3774	3790	4427
Coupler Size	2-5/16"	2-5/16"	2-5/16"

\*Weights shown are approximate. †Estimated Average based on standard build optional equipment. All weights shown are in Pounds. See back page for chart definitions.





The easy-to-use dual drive winch and drill bit, with your cordless drill, raises or lowers the roof in under 30 seconds. A manual crank is also provided.



The four heavy duty scissor-style stabilizing jacks extend and retract easily using your cordless drill and the provided drill bit.



This exclusive "Glide-N-Lock" cable supported bed system eliminates the need for support poles under the beds. Simply pull out the bed, click and it's locked into place.



Exterior grill with Quick Connect (Opt. LS models)



Viking

## 1-1/4" Laminated Insulated Bunkends

- Two times thicker than others
- Solid wood, steel reinforced frame, with 1" thick high density foam, and laminated wood panels top and bottom
- More stable bed end vs. chipboard or spliced plywood
- Insulation improves comfort and warmth



Pass-through storage and outside shower



Convenient Bottle Opener



Bed step



Charging station



Exterior leash clip



Black tire rim



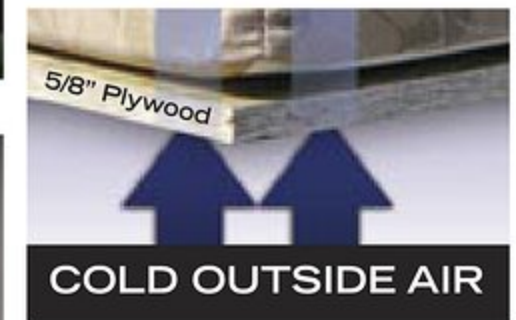
Lounge/Gaucha Bed



Reversible Gaucha Cushion



LED floor light



Competitors




LED bunk end fan lights



Viking's exclusive J-Track door latch maximizes stability by eliminating the flimsy nylon turn buttons traditionally used in securing the door to the roof.



The E-Z Swing Stepper Door with hydraulic assist, operates in seconds and provides the largest, most stable step platform in the industry.



The Goshen Stamping double-wide lifter system offers strength, stability and increased wind resistance. (Limited lifetime warranty)



Powerful Fantastic power roof vent moves air like no other. (N/A LS models)



Jensen AM/FM/Bluetooth stereo with App control includes Interior/Exterior speakers. (Standard on Classic and V-Tec models)



Viking's one piece entry door has an extra large adjustable privacy panel to let in fresh air and sunlight.



X-Cable technology adds additional stability to the roof and prevents over cranking of the roof.



Viking's one-piece, 5/8" floor structure is stronger than the industry's standard 1/2". Automotive undercoating protects from the elements. Congoleum residential grade Diamondflor with 100% adhesion adds beauty and durability indoors.



# VIKING

## EXCLUSIVE FEATURES



Check Out Our  
Easy Set Up  
Video Here



Dexter® E-Z Lube® Axles

## ULTRA LIGHT CAMPING TRAILERS

### Four Layer Insulated Roof Braced for Air Conditioning.

1. One Piece Seamless Fiberglass Skin
  2. Luan Plywood Underlayment  
No one else includes the extra wood layer between the top skin and internal foam that provides stiffness and reduces the probability of damage due to hail, road debris, etc.
  3. Foam Insulated Roof Structure
  4. Vinyl Coated Ceiling  
Easy to clean and minimizes interior condensation
- Roof vent is placed off to the side so the A/C can be center-mounted without having to remove the vent. This design allows you to have both the vent and A/C.

### Wide Trac Suspension Better safety and stability on the road.

- Widest stance of any folding camper
- Improves towing safety and stability
- Stronger axle beams than most competitors
- Steel frame with E-coat protection

## Camping Made Easy



### PRE-DELIVERY INSPECTION FACILITY

20,000 square feet of quality assurance. The bare essentials for a premium product. This state-of-the-art facility gives immediate daily feedback to production for quality assurance in every unit built.



### 24/7 EMERGENCY ROADSIDE ASSISTANCE WITH VEHICLE PURCHASE\*

TOWING  
JUMP-STARTS  
TIRE CHANGES  
FLUID DELIVERY  
LOCKOUT  
SERVICE

WINCH-OUT  
MOBILE MECHANIC  
TECHNICAL  
SUPPORT  
DEALER LOCATOR  
SERVICES



\*VALID FOR 1 YEAR FROM DATE OF PURCHASE

## FREE MEMBERSHIP to Forest River Owners' Group

www.forestriverfrog.com



## VIKING RV

580 West Burr Oak Street • P.O. Box 549 • Centreville, MI 49032 • 269-467-6321. To learn more about Viking RV and our products and see how Viking is making camping easier visit [www.vikingrv.com](http://www.vikingrv.com).

### Interactive Mobile Manuals

Download our Forest River mobile app or visit our dynamic online manual to enhance your ownership experience. These interactive options provide incredible ease and insight into use, maintenance and enjoyment of your Forest River product. Ranging from "How-To" videos, pictures and illustrations of various components, systems and features, to fully searchable content and downloadable PDFs for individual component owner's manuals, answers are always just a click away. View the online manual at [www.forestriverinc.com/ownersmanuals](http://www.forestriverinc.com/ownersmanuals), or download our FREE app from the App Store or Google Play!



YOUR VIKING CAMPING TRAILER DEALER

**GVWR (Gross Vehicle Weight Rating)** - is the maximum permissible weight of the unit when fully loaded. It includes all weights, inclusive of all fluids, cargo, optional equipment and accessories. For safety and product performance do NOT exceed the GVWR.

**GAWR (Gross Axle Weight Rating)** - is the maximum permissible weight, including cargo, fluids, optional equipment and accessories that can be safely supported by a combination of all axles.

**UVW (Unloaded Vehicle Weight)\*** - is the typical weight of the unit as manufactured at the factory. It includes all weight at the unit's axle(s) and tongue or pin and LP Gas. The UVW does not include cargo, fresh potable water, additional optional equipment or dealer installed accessories.

\*Estimated Average based on standard build optional equipment.

**CCC (Cargo Carrying Capacity)\*\*** - is the amount of weight available for fresh potable water, cargo, additional optional equipment and accessories. CCC is equal to GVWR minus UVW. Available CCC should accommodate fresh potable water (8.3 lbs per gallon). Before filling the fresh water tank, empty the black and grey tanks to provide for more cargo capacity.

\*\*Estimated average based on standard build optional equipment.

All information contained in this brochure is believed to be accurate at the time of publication. However, during the model year, it may be necessary to make revisions and Forest River, Inc., reserves the right to make all such changes without notice, including prices, colors, materials, equipment and specifications as well as the addition of new models and the discontinuance of models shown in this brochure. Therefore, please consult with your Forest River dealer and confirm the existence of any materials, design or specifications that are material to your purchase decision. ©2020 Viking Recreational Vehicles, a Division of Forest River, Inc., A Berkshire Hathaway company. All Rights Reserved. 2/20



Learn More  
Scan this barcode using  
a QR Reader on your  
smart phone to learn  
more about Forest River.



A Berkshire Hathaway company.



www.ForestRiverBuyLocal.com



Find us on  
Facebook