

# 3 SERIES *isata*

## 2025 MODEL YEAR – Take a Closer Look

*An In-Depth Guide for Our Dealers & Our Customers*



\*Please be advised that all information contained in this literature is subject to change during the model year due to factors outside of the direct control of Dynamax, such as supplier changes/shortages. Dynamax also often makes running changes during the model year to improve reliability, performance, and/or capacity. Please refer to [www.dynamaxcorp.com](http://www.dynamaxcorp.com) for the most current specifications.

**DYNAMAX**   
A DIVISION OF FOREST RIVER

# 3 SERIES *isata*

## A Closer Look – The 2025 Order Form

### \*WHAT'S NEW FOR 2025?

#### NEW MURPHY BED FLOORPLAN (FREEDOM EDITION ONLY) – 24SSSFX



#### NOW STANDARD - Mercedes-Benz Sprinter 3500XD

- 2.0L I4 Turbo Diesel Engine (211 hp / 332 lb.-ft. of Torque)
- 9G-TRONIC PLUS Automatic Transmission with Overdrive
- 24.5-Gallon Fuel Tank
- 250-Amp Alternator
- 4.727 Rear Axle Ratio

#### DELETED OPTION

- In-Motion Satellite (running change during model year; no longer available)

#### DELETED CABINETY OPTION

- Shadow Cabinetry (running change during model year; no longer available)

#### Manufacturer Suggested Retail Price (MSRP)

##### 2025 ISATA 3 SERIES

##### DYNAMAX

Base Pricing		
<input type="checkbox"/>	ISC24FWM (MB 3500 Diesel Sprinter)	\$201,668
<input type="checkbox"/>	ISC24RWM (MB 3500 Diesel Sprinter)	\$203,846
<input type="checkbox"/>	ISC24FWSFXM (Freedom Edition, No Gen, No LP )	\$222,987
<input type="checkbox"/>	ISC24SSSFXM (Freedom Edition, No Gen, No LP )	\$228,005
Canadian Designated Chassis		
<input type="checkbox"/>	ISC24FWMCD (Canadian MB 3500 Diesel Sprinter)	\$199,268
<input type="checkbox"/>	ISC24RWMCD (Canadian MB 3500 Diesel Sprinter)	\$201,446
<input type="checkbox"/>	ISC24FWSFXMCD (Freedom Edition, No Gen, No LP )	\$220,788

Exterior Options		
1000	<input type="checkbox"/> Aero Front Cap (No Bed)	N/C
4028-3	<input type="checkbox"/> Cab-Over Bunk (+179 lbs)	N/C
10423	<input type="checkbox"/> Black Aluminum Wheels in Place of Polished	\$188

Interior Options		
1825-3	<input type="checkbox"/> 74" Theater Seats IPO Dinette (+40 lbs) (24FW)	\$218
1825-2	<input type="checkbox"/> 64" Theater Seats IPO Dinette (+40 lbs) (24RW, 24SS)	\$218

##### Other Options

Code/Freight Options		
NE	<input type="checkbox"/> State Seal Fee - Nebraska	\$30
WA	<input type="checkbox"/> State Seal Fee - Washington	\$39
902	<input type="checkbox"/> Z240 Canadian Certification Fee	\$384
MVSA	<input type="checkbox"/> MVSA Seal (Required For Canada)	\$53
DPU	<input type="checkbox"/> Dealer Pick Up (DPU)	
55-F	<input type="checkbox"/> Freight: F.O.B. Factory Gate	

Dealer #	Dealer Name
Dealer PO#	Ship To Location
Order Date	Retail Name

Comments

Full Body Paint Options
<input type="checkbox"/> Admiral Blue
<input type="checkbox"/> Khaki
<input type="checkbox"/> Granite
<input type="checkbox"/> Magnetic
<input type="checkbox"/> Merlot
<input type="checkbox"/> Custom
<input type="checkbox"/> Freedom (Dark) *Only Available with Freedom Editio
<input type="checkbox"/> Freedom (Light) *Only Available with Freedom Editio

Interior Décor Options
<input type="checkbox"/> Crescent
<input type="checkbox"/> Milano

Cabinetry Options
<input type="checkbox"/> Driftwood II
<input type="checkbox"/> Gray Mist

We will do everything we can to expedite retail sold, factory orders. However, due to items outside of our control (chassis and supplier lead times), we cannot guarantee delivery dates.

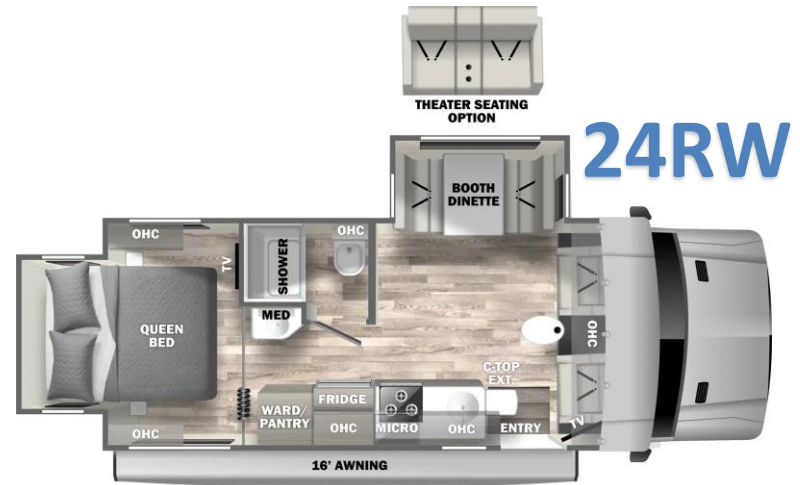
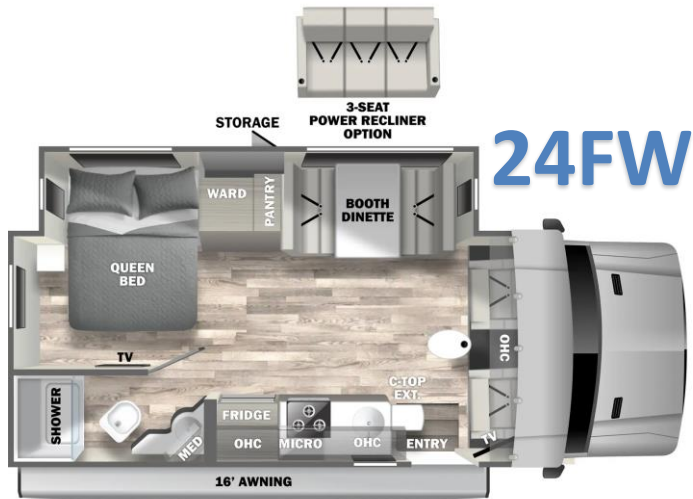
Dates given are estimates only.

Net Amount	
Total (Excludes Destination)	

Dealer Acknowledgement: I agree to accept this product order and authorize Dynamax Corporation to invoice upon completion.

Dealer Signature/Date





Admiral Blue



Khaki



Granite



Magnetic



Merlot



### Freedom Edition Paint Scheme (Available for 24FWSFX Only)

Freedom Light



Freedom Dark



\*Shown here with Optional Black Aluminum Wheels

### Custom Solid Color Paint

\*Dynamax accommodates custom solid color paint requests. The example shown here is solid color Iridium Silver with black badging.





### DÉCOR SELECTIONS

Upholstery / Valances

\*Note: Valances = N/A with Freedom Edition


#### New & Available to Order - Desert



#### Milano




#### \*Dealer Stock Only - Crescent



### CABINETRY SELECTIONS

#### Driftwood II



Hardware



#### Graymist



Accent Woodgrain



Hardware



### BEDROOM DÉCOR

#### Headboard

(N/A – 24FW / 24FWSFX)



#### Pillows



#### Lumbar Pillow



#### Bedspread



### Backsplash & Other Countertops

**BACKSPLASH**  
(KITCHEN & BATHROOM)



**DINETTE & NIGHTSTANDS**



**BATHROOM**



### Flooring



### Privacy Curtain(s)

\*Where Applicable (Cabover Bunk / Bedroom)



### Standard Booth Dinette



### Aero Front Cap (No Bed)



**AVAILABLE**

Aerodynamic Front Cap  
with Cab-Over Cabinets

VS

### Optional Theater Seating

Adjustable Headrest, Power Lumbar, Heat, Massage, Recline

#### 24FW – Three Seats (+40 lbs.)

Center Seat Back folds down converting into tray table with pop-up USB/110V Charger



#### 24RW & 24SSSF – Two-Seats (+40 lbs.)

Center Console features Wireless Charging Tray



### Cabover Bunk (+179 lbs.)



**AVAILABLE**

Extended Front Cap  
with Cab-Over Bunk

VS

**Black Aluminum Wheels**

*in place of Polished Aluminum Wheels*





## ***Freedom Edition – 24FWSFX & 24SSSFX***

- Exclusive Freedom Edition Full-Body Paint Scheme (Freedom Light or Freedom Dark)
- Dual-Pane Acrylic Windows with Built-In Day/Night Shades (Delete Standard Valances \* Slide-Out End Wall Windows)
- Insulated Cab Curtain
- Additional 280-Amp Alternator
- Deleted 3.6kW Onan® LP Generator – Replaced by Additional Alternator
- Delete 20.3-Gallon LP Tank
- Two Low-Temp Lithium House Batteries (620AH Total)
- Three 190W (570W Total) Solar Panels with 30-Amp Controller
- 3,000W Pure Sine Wave Inverter/Charger
- 20,400-BTU Truma® Combi D 6 E High-Efficiency Furnace & Water Heater (Diesel)
- 2-Burner Induction Range
- 50-Gallon Fresh Water Tank Relocated in Bed Base (24FWSFX Only)

**Freedom Light**



**Freedom Dark**



**10X**

BATTERY LIFE

**3HRS**

RECHARGE TIME

**10%**

BATTERY RESERVE

**Bluetooth®**

MONITOR & CONTROL

**DYNAMAX**  
A DIVISION OF FOREST RIVER



### Initial Body Work

*All trim is removed & every inch is sanded by hand to level out any surface imperfections & ensures best paint adhesion.*



### Prime, Seal, and Apply Paint Mask by Hand



### Paint, Drop Shadow, Clear Coats, & Bake

*Four different colors of BASF® paint are applied, followed by air-brushed drop shadows. Then, multiple layers of clear coat are applied and the unit is baked in a downdraft bake booths at 140°F for two hours to enhance durability.*



### Cut and Buff

*The baked finish leaves a tiny layer of clear coat with grainy imperfections known as "Orange Peel", which we painstakingly remove through five progressions of sanding (1,000 grit – 1,200 grit – 1,500 grit – 2,000 grit – 4,000 grit) and buffing the finish by hand to create a deep, lacquer-like, high-end automotive shine.*



### Additional Front-End Paint Protection

*3M Diamond Shield® is applied to the front end, front wing panels, and behind the coach entry handle to protect against damage caused by rocks, salt, & insects.*

**\*FOR A CLOSER LOOK CHECK OUT OUR PAINT PROCESS VIDEO ON EITHER:**

- Facebook® ("Dynamax Motorhomes")
- YouTube® ("Dynamax Different by Design: The Art of Paint")



**Dual-Pitch, Armless Awning with Motion-Activated Retraction**  
Protects against damage in heavy winds



**Aluminum Truss-Structured Roof with One-Piece Crowned Fiberglass Skin**

- Aluminum trusses maximize structural integrity
- Fiberglass is easier to clean and is more durable than rubber/TPO
- Truly "Crowned" because fiberglass is rolled over the sidewalls so no transitions (i.e. less risk of leaks)

**Dark-Tinted, Frameless Windows**

**LED Lighted Entry Handle**

**Aluminum Wheels (Set of Four)**

\*Rear Inner wheels = Stainless Steel

**Aluminum Running Boards**

Mounted directly to the frame; stronger & more durable than fiberglass.

**Automatic, 4-Point Hydraulic Leveling Jacks**



**Side-Hinging Aluminum Compartment Doors with Compression Latches**  
Push-Button Release Latches provide a superior seal.



**LP Quick Connect**



**Bilstein Gas-Charged Rear Shock Absorbers**  
Superior stability, enhanced control, & optimum performance for life.



**\*Exterior Service Station**

(Located on Driver Side Rear)

With exterior shower, LED utility light, GFCI, tank/battery monitor, & Anderson® valve.



**Exterior TV Mount**

Easily mount the portable 32" bedroom TV and enjoy the game.

**Fiberglass Rear Bumper**





### Interior Feature Highlights

#### Kitchen



**Solid Surface Countertops w/ Lit Edge  
& Solid Surface Countertop Extension**

**Stainless Steel Sink  
with Gooseneck Faucet (Pullout Sprayer)**

**3-Burner Gas Range w/ Accent Lighting**

**Overhead & Under-Cabinet Lighting**

**32" LED Living Area Smart TV  
& Stereo System with Smart Phone App Control**

**Removable Wash Basin in Kitchen Sink  
to make washing dishes easier**

**Convection Microwave Oven**

**12V 8 cu. ft. Compressor-Driven Refrigerator**


#### Throughout the Coach



**Soft-Touch Padded Vinyl  
Ceiling & Dimmable LED  
Ceiling Lighting**



**Soft-Close Drawer Guides  
(where applicable)**



**Blackout Roller Shades**

#### Bathroom



*\*24FW Pictured*

**Stainless Steel Bathroom Sink**

**Composite Foot-Flush Toilet  
with Hand Sprayer**

**Modern Acrylic Shower Surround**

**Oxygenics Body Spa Shower Head  
Enhanced Water Pressure**

**Radius Shower Door  
Enhanced Shoulder Room**

**MaxxAir Power Vent  
with Built-In Rain Cover**

#### Bedroom



*\*24FW Pictured*



**Cedar-Lined Wardrobe  
with Motion-Activated  
Light in Closet**



**Gel-Infused Memory  
Foam Mattress**



**USBs & 110V Recepts  
on each side of bed base  
& in wardrobe**



**32" LED Bedroom  
Smart TV  
connected to HDMI Matrix**

### Truma® AquaGo Comfort Plus™

#### On-Demand Water Heater



- Hybrid Technology (Prevents Scalding & Saves LP Usage)
- Features Automatic Variable Burner
- Max 120°F Temperature in "Comfort" Mode
- (102°F in "ECO" Mode)
- 20,000-BTU to 60,000-BTU Range
- Simple Maintenance (Easy-Drain Lever/Reusable Filter Cartridge)

### Low-Temp Lithium Batteries (200Ah)



- Longer Battery Life
- Faster Charge Rate
- Lighter Weight (66 lbs. lighter than AGMs)
- Can be safely discharged from -20°C to 60°C
- Do not require a full charge before being stored/used

### 20.3-Gallon LP Tank

Full tank provides about 27 hours of generator run time @ half load



### 2,000W Pure Sine Wave Inverter

Inverts All Recepts Except Microwave & A/C



### 190W Solar Panel with 30-Amp Controller



### Firefly® Multiplex System

w/ BlueTooth® App Control for Smart Phones/Tablets



Capacitive Touch Screen  
Command Center

Includes **Auto Gen Start**  
Functionality



Wireless Switch Panels Easy to  
Relocate

*Mira Vegatouch App – allows  
you to control everything from  
your smart device.*

### Winegard® AIR 360+™ with Gateway Router



Omnidirectional HD Antenna for  
Over-the-Air Channels (55-mile range)

WiFi Range Extender (1.5-mile range)

4G/LTE Connectivity via SIM Card Port  
located inside the Motorhome

- Data Plans via SIM Card are available  
through Winegard®, AT&T®, T-Mobile®,  
and Verizon®

FM Radio

### 4x4 HDMI Matrix

HDMI Connection to Each TV Location for DVD/Satellite/Etc.







### Quad-View Camera System with 7" Monitor

*Featuring Four-Camera Display –  
(1) Rear View; (2) Hitch View;  
(3) Left Side; & (4) Right Side.*



### 10.25" Touch Screen with Smart Wheel Controls

**MBUX (Mercedes-Benz User Experience)**  
with Navigation, Apple CarPlay/Android Auto,  
& "Hey Mercedes" Voice Control



### Tire Pressure Monitoring System



### Heat Shield Thermal Privacy Shades with Dynamax Logo

**"Wrench" Button**  
to call Mercedes Roadside Assistance

**"SOS" Button** to call 911



Lane Keep Assist

Adaptive Cruise Control

Active Brake Assist

Crosswind Assist

Attention Assist



Power, Heated,  
& Swivel  
Cab Seats

Traffic Sign  
Assist

Rescue  
Assist

Wet Wiper  
System

Electronic Stability  
Program (ESP)

Front, Thorax, &  
Window Safety  
Air Bags

### Mercedes-Benz® Sprinter Chassis

#### FAQs

**WHAT'S MBUX?** – Mercedes-Benz User Experience. It includes:

- 10.25" Touch Screen & Buttons below touch screen (+ Steering Wheel – right side)
- "Hey Mercedes" functionality
- Navigation
- Live Traffic, etc. – Need to register to receive these functions
- \*Also Available Separately: WiFi Hotspot Capable – Need AT&T Subscription

**HOW DOES ADAPTIVE CRUISE CONTROL WORK?** – can set range (1-2-3 car lengths); can even change what "car length" is considered (Controls are on left side of steering wheel)

**HOW DOES BRAKE ASSIST WORK?** – Senses cars and pedestrians and will act in three phases (Warning Beep → Partial Brake → Full Brake to complete stop)

**HOW DOES LANE ASSIST WORK?** – both alert and steering wheel vibration + course correction

**ARE THERE ANY OTHER LESSER-KNOWN RECENT UPGRADES?**

- Mercedes added a Wet Wiper Blade System on Front Windshield – wiper fluid emitted from wiper blade  
\*Does not affect cost of replacement blades – still regular replacements
- Mercedes added a Wireless Charging Station on Top of the Dash with Micro USB ports as well.

**HOW OFTEN DO I NEED TO REFILL THE 5.75-GALLON DEF TANK?** Usage varies based on acceleration/braking/temperature (tank lasts anywhere from 4,000 to 8,000 miles)

\*Changing Instructions: Add-->Pull Out Key-->Key Turn to "ACC" for 2 minutes before starting.

**CAN I USE BIO DIESEL FUEL?** – Yes, up to B-20. An informative PDF is available (Google search: Sprinter Bio Diesel"). Please note that if using B-20 more than occasionally, then monitor the oil level to make sure it doesn't rise.

**HOW LONG CAN I LET THE ENGINE IDLE BEFORE IT NEEDS TO BE DRIVEN?** – Maximum of 3 hours.

**HOW DO I LOCATE MERCEDES SERVICE CENTERS?** – [www.mbvans.com](http://www.mbvans.com) – "Dealer Locator". Also note that "Van Care Mobile" is a new service offered under the Mercedes Warranty.



Engine	2.0L I4 Turbo Diesel
Transmission	9G-TRONIC PLUS Automatic
Horsepower	211 hp
Torque	332 lb.-ft.
GVWR/GCWR	11,030 lbs./15,250 lbs.
GCWR minus GVWR	4,220 lbs.
Factory Hitch	5,000 lbs.
Axle Ratio	4.727
Brakes	Power 4-Wheel Disc, Anti-Lock
Tires	LT215/85R16E
Turning Radius	47.5 ft.
Fuel Capacity	24.5 Gallons
DEF Capacity	5.75 Gallons
Basic Chassis Warranty	3-Years/36,000-Miles
Powertrain Warranty	5-Years/100,000-Miles
Roadside Assistance	3-Years/36,000-Miles

<b>Dimensions:</b>	<b>24FW</b>	<b>24RW</b>	<b>24FWSF</b> (Freedom Edition)	<b>24SSSF</b> (Freedom Edition)
GVWR	11,030 lbs.	11,030 lbs.	11,030 lbs.	11,030 lbs.
GCWR	15,250 lbs.	15,250 lbs.	15,250 lbs.	15,250 lbs.
GAWR – Front	4,410 lbs.	4,410 lbs.	4,410 lbs.	4,410 lbs.
GAWR – Rear	7,720 lbs.	7,720 lbs.	7,720 lbs.	7,720 lbs.
UVW** – US Chassis	10,054 lbs.	10,155 lbs.	9,921 lbs.	TBD
UVW** – Canadian Chassis	9,988 lbs.	10,089 lbs.	9,855 lbs.	TBD
Overall Length	24' 7"	24' 7"	24' 7"	25' 5"
Exterior Width	94"	94"	94"	94"
Wheelbase	170"	170"	170"	170"
Overall Exterior Height	11' 5"	11' 5"	11' 5"	11' 5"
Interior Height	81"	81"	81"	81"
Fuel Capacity	24.5 Gal.	24.5 Gal.	24.5 Gal.	24.5 Gal.
Water Capacities (Gal.) Fresh/Gray/Black	35/32/32	35/32/32	50/32/32	35/32/32
LPG Capacity (WC)	20.3 Gal.	20.3 Gal.	N/A	N/A
Awning Length	16'	16'	16'	16'

\*Canadian chassis feature three total seatbelts.

\*\*UVW is an estimate only based on standard equipment.