

# ENTOURAGE

Updated: February 18<sup>TH</sup> '25



1



\*2024 Paint Scheme Pictured



## 2025 Model Year ENTOURAGE Top Features

- **4x4 Chassis - Chevy Silverado 5500 or International CV**
- **6.6L Diesel Engine (DURAMAX Chevy) & Allison Transmission**
- **14,500lb Max Tow Hitch Capacity**
- **50-Amp Service & Electric Power Cord Reel**
- **Dual 15,000 BTU A/C with Dual Heat Pumps (2)**
- **Solid Surface Kitchen Galley & Bathroom Countertops**
- **Theater Seating with Power Recliners, Heat & Massage Standard**
- **1-Piece Fiberglass Shower Surround & Aqua-View SHOWERMISER**
- **Power Inclining King Size Bed (72 x 80") with Upgraded Mattress (N/A on 320LV)**
- **Large 57 x 95" Cab-Over Sleeping Area (800lb. Capacity)**
- **200-watt Solar Panel & 30-amp Controller (Prepped for additional panels)**
- **AZDEL Composite Sidewall & Cabover Floor Construction**

### ENTOURAGE Standards:

- |   |   |
|---|---|
| ✓ Rear-View Back-up/Sideview Camera Monitor   | ✓ Outside Entertainment Center                |
| ✓ Molded Fiberglass Front Cap with Window     | ✓ Day/Night Shades Throughout                 |
| ✓ Dash Radio Infotainment with 8" Touchscreen | ✓ Single-automatic Entry Step                 |
| ✓ Smart 40" Coach TV & 32" Bedroom TV         | ✓ Premium Fiberglass Running Boards           |
| ✓ Upgraded Memory Foam Mattress               | ✓ LP Quick Connect                            |
| ✓ Exhaust Brake                               | ✓ Hydraulic Auto-Leveling Jacks               |
| ✓ Aluminum Wheels                             | ✓ One-Year RV Roadside & Technical Assistance |

### ICON Package (Mandatory):

- |  |   |
|--|---|
| ✓ Power Inclining King Bed (N/A 320LV) | ✓ Winegard 360Air+ 5/G Wi-Fi Booster                |
| ✓ 50-Amp Service                       | ✓ Tankless, On-Demand Water Heater                  |
| ✓ 2000-Watt Inverter                   | ✓ Porcelain Toilet with Push Button Macerator Flush |
| ✓ Auto Gen Start with Dual Batteries   |   |

### Optional Features:

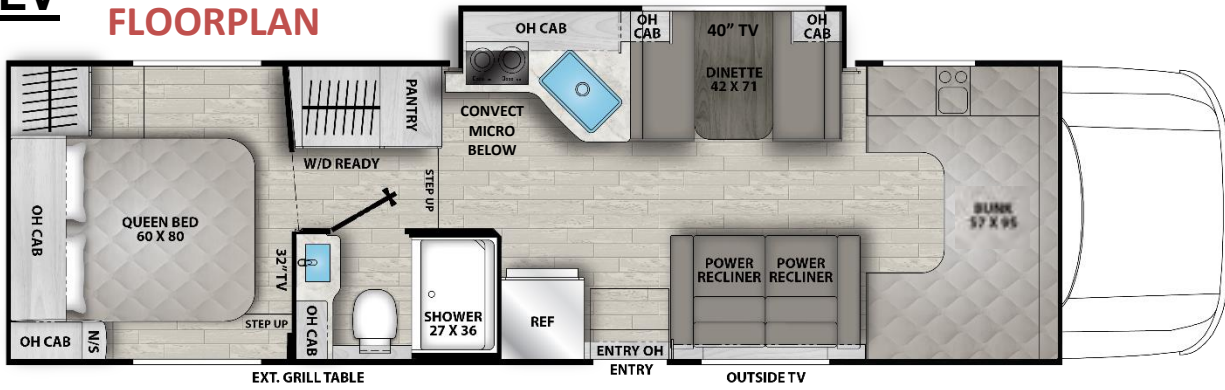
- ✓ Dual AGM House Batteries
- ✓ Washer/Dryer Combo – Vented



### Floor Plans

### 320LV

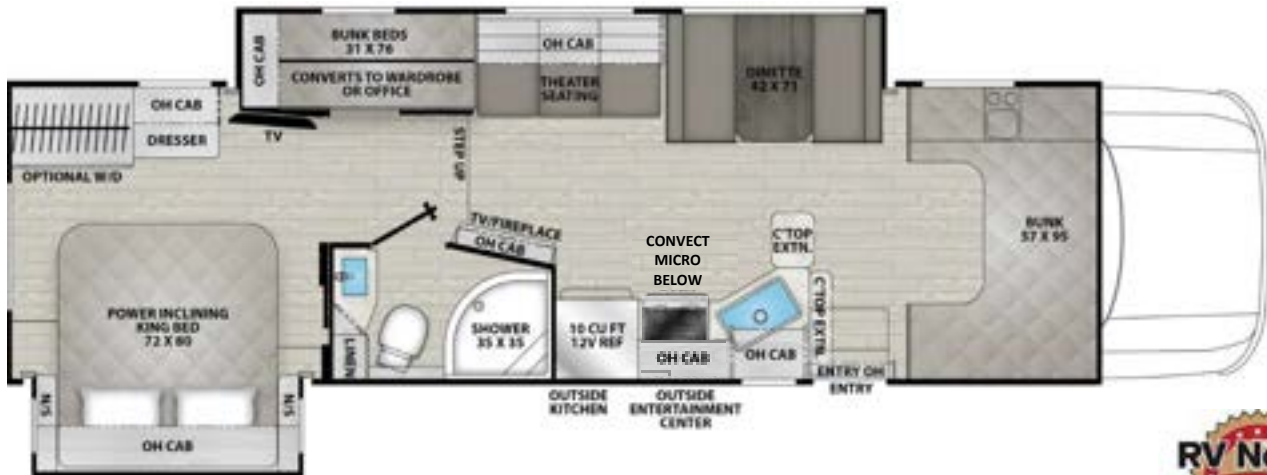
**NEW FLOORPLAN**



### 330DS



### 340BH



Floorplan	320LV	320LV	330DS	330DS	340BH
Chassis:	Chevy 5500	International CV	Chevy 5500	International CV	International CV
Engine:	Diesel V8 - 6.6L	Diesel V8 - 6.6L	Diesel V8 - 6.6L	Diesel V8 - 6.6L	Diesel V8 - 6.6L
Transmission:	Allison 1750MH	Allison 1750MH	Allison 1750MH	Allison 1750MH	Allison 1750MH
HP & Torque:	350 / 700	350 / 700	350 / 700	350 / 700	350 / 700
Wheelbase:	243"	243"	243"	243"	243"
GVWR:	19,500 lb.	22,000 lb.	19,500 lb.	22,000 lb.	22,000 lb.
GCWR:	34,000 lb.	37,000 lb.	34,000 lb.	37,000 lb.	37,000 lb.
Approx UVWR:	17,000	17,100	17,200 lb.	17,300 lb.	18,000 lb.
Approx CCC:	2,500	4,900	2,300 lb.	4,700 lb.	4,000 lb.
GAWR Front:	7,500 lb.	7,500 lb.	7,500 lb.	7,500 lb.	7,500 lb.
GAWR Rear:	15,000 lb.	15,500 lb.	15,000 lb.	15,500 lb.	15,500 lb.
Interior Height	6' 11"	6' 11"	6' 11"	6' 11"	6' 11"
Exterior Width:	100"	100"	100"	100"	100"
Exterior Height:	11' 3"	11' 3"	11' 3"	11' 3"	11' 3"
Overall Length:	33' 10"	33' 10"	33' 10"	33' 10"	35'
Hitch Capacity:	14,500 lb.	14,500 lb.	14,500 lb.	14,500 lb.	14,500 lb.
Fuel Capacity:	65 gal. (40-front, 25-rear)	65 gal. (40-front, 25-rear)	65 gal. (40-front, 25-rear)	65 gal. (40-front, 25-rear)	65 gal. (40-front, 25-rear)
DEF Tank:	6.75 gal.	6.75 gal.	6.75 gal.	6.75 gal.	6.75 gal.
LP Capacity:	80 lb.	80 lb.	80 lb.	80 lb.	80 lb.
Fresh Water:	75 gal.	75 gal.	65 gal.	65 gal.	70 gal.
Gray Water:	77 gal. (49 & 28)	77 gal. (49 & 28)	77 gal. (49 & 28)	77 gal. (49 & 28)	98 gal. (49 & 49)
Black Water:	49 gal.	49 gal.	49 gal.	49 gal.	49 gal.
Water Heater:	Tankless	Tankless	Tankless	Tankless	Tankless
Furnace:	30K BTU	30K BTU	Dual 18K BTU	Dual 18K BTU	Dual 18K BTU
Exterior Cargo:	TBD	TBD	68 cu. Ft.	68 cu. Ft.	46 cu. Ft.
Awning Size:	21'	21'	21'	21'	15'

### \*2025 Entourage Change List/What's New:

- 3 NEW FULL BODY PAINT SCHEMES – VEGAS, CAPTIVA & CHARLESTON
- NEW FLOORPLAN – 320LV
- NEW INTERIOR DÉCOR & CABINETRY DESIGN: MELBOURNE DÉCOR & FAWN MAPLE WOODGRAIN
  - NEW INTERIOR HARDWARE w/ HIDDEN HINGES – BRUSHED NICKEL
  - DINETTE COUNTER-TOP, NIGHTSTANDS, SLIDE FASCIA & INTERIOR DOOR(S) COLOR CHANGE
  - UPDATED WALLBOARD, KITCHEN BACKSPLASH, COUNTERTOP & VALENCE DESIGN
  - UPDATED FABRIC TEXTURE
  - DUAL RECLINER DESIGN CHANGE w/ CUP HOLDER TABLES
- MICROWAVE RELOCATED BELOW COOKTOP, ADDITIONAL STORAGE CABINET ABOVE (No Oven 2025MY)
- ADDED 2-BURNER INDUCTION COOKTOP
- LARGER 80 LB PROPANE TANK
- NEW DAY/NIGHT SHADES
- 12-VOLT TV'S STANDARD
- J-LOUNGE NOW HAS CURVED/RADIUS CUSHION & CUP HOLDER
- NEW OPTIONAL DUAL AGM GROUP 24 BATTERIES
- ADDED 5G WIFI BOOSTER
- POP-UP OUTLET W/ WIRELESS CHARGER ON TOP IN GALLEY
- WIRELESS CHARGERS IN BEDROOM NIGHTSTANDS
- LARGER MOTION LIGHTING IN EXTERIOR CARGO
- ADDED RV AIRFLOW SYSTEM: UP TO 40% INCREASED AIRFLOW \*\*

#### \*\*Running Change

Not All 2025 Model Year Changes took effect immediately so coaches may not be equipped with all changes on this list





# ENTOURAGE



## NEW Interior Décor Package:


Fawn Maple Woodgrain Cabinetry w/ Melbourne Decor



2025 MY  
Entourage 320LV




## NEW Exterior Paint Options:



**VEGAS**



**CAPTIVA**



**CHARLESTON**



**Partial Paint w/ Graphics**

Coachmen RV, a Division of Forest River, Inc., A Berkshire Hathaway Company  
 423 N. Main St., P.O. Box 30, Middlebury, IN 46540  
 To learn more about Coachmen RV and our products and see how  
 Coachmen is making the easy life easier, visit [www.coachmenrv.com](http://www.coachmenrv.com)  
 ©Copyright 2022 Coachmen RV a Division of Forest River Inc. – All Rights Reserved

All information contained in this brochure is believed to be accurate at the time of publication. However, during the model year, it may be necessary to make revisions and Coachmen reserves the right to make all such changes without notice, including prices, colors, materials, equipment and specifications as well as the addition of new models and the discontinuance of models shown in this brochure. Therefore, please consult with your Coachmen dealer and confirm the existence of any materials, design or specifications that are material to your purchase decision. 2/2025