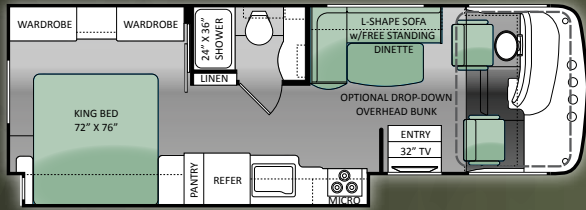


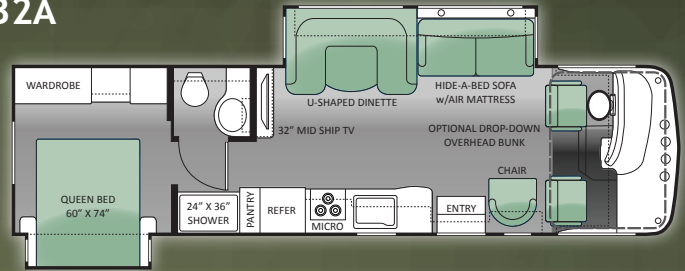
# WINDSPORT



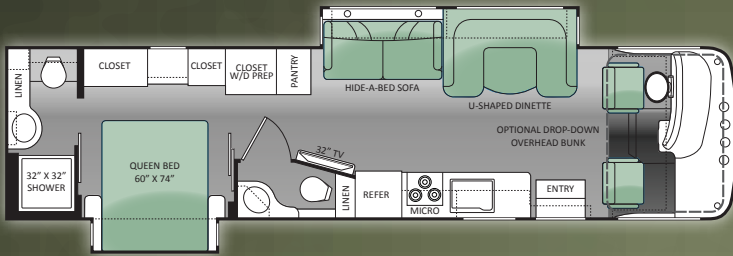
27K



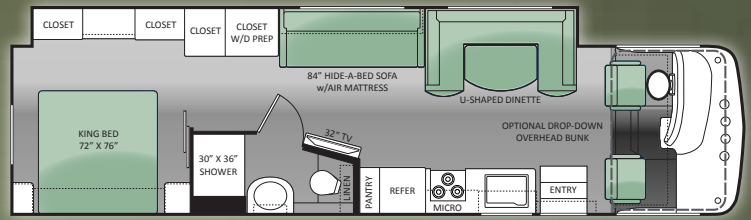
32A



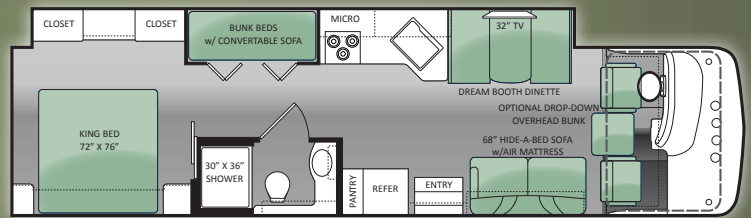
34E



34F



34J



**AUTUMN FIRE HD-MAX™**



**CABERNET FULL BODY PAINT**



**SAND DOLLAR HD-MAX™**



**CITYSCAPE FULL BODY PAINT**

MODEL	27K	32A	34E	34F	34J
Chassis	Ford	Ford	Ford	Ford	Ford
Gross Vehicle Weight Rating (GVWR)	18,000	18,000	22,000	22,000	22,000
Gross Combined Weight Rating (GCWR)	26,000	26,000	26,000	26,000	26,000
Wheel Base	178"	208"	228"	242"	242"
Exterior Length (without ladder)	28'-9"	33'	35'-5"	35'-10"	35'-5"
Exterior Height (with air conditioning)	11'-11"	11'-11"	11'-11"	11'-11"	11'-11"
Exterior Width (without mirrors)	99"	99"	99"	99"	99"
Interior Height	82"	82"	82"	82"	82"
Awning Size	16'	18'	16'	19'	19'
Fuel (gallons)	80	80	80	80	80
LPG (pounds)	88	88	88	88	88
Fresh Water (gallons)	50	50	50	50	50
Grey Water (gallons)	44	44	44	43	43
Waste Water (gallons)	29	32	32R/43F	40	43
Water Heater (gallons)	6	6	6	6	6
Furnace (BTUs)	34,000	34,000	34,000	34,000	34,000
Exterior Storage Capacity (cubic feet)	80	80.4	56	85.1	109

# STANDARD & OPTIONS

## CONSTRUCTION & EXTERIOR

- Ford Chassis - 6.8L Triton V-10 Engine with 5 Speed TorqueShift® Automatic Transmission with Overdrive
- One-Piece Fiberglass Front & Rear Caps
- Slick Fiberglass Exterior Sidewalls
- HD-Max™ Exterior with Graphics Package
- Seamless Roto-Cast Storage Compartments
- Side Hinged Flush Mount Radius Luggage Doors (In Select Areas)
- Electric Patio Awning
- Roof Ladder
- Rubber Tread Entry Steps
- Automatic Electric Entry Step
- Outside Shower
- Automatic Leveling Jacks with Touch Pad Controls

## CONSTRUCTION & EXTERIOR OPTIONS

- Full Body Paint Package
- Dual Pane Windows

## AUTOMOTIVE & COCKPIT

- Touchscreen Dash Radio with CD Player & Back-up Monitor
- Generator Start Switch
- Reclining/Swivel Leatherette Captain's Chairs
- Stow-Away Table Between Captain's Chairs
- Heated/Remote Exterior Mirrors with Integrated Side View Cameras
- Fog Lights
- 19.5" Tires with Stainless Steel Wheel Liners
- 5,000 lbs Trailer Hitch with 7-way Connector

## AUTOMOTIVE & COCKPIT OPTIONS

- Six-Way Power Driver Seat
- Valve Stem Extenders on Rear Tires

## INTERIOR

- Residential Linoleum Throughout
- Metal Entry Grab Handle

- 13,500 BTU Front Roof Air Conditioner
- 13,500 BTU Rear Roof Air Conditioner (N/A 27K)
- Olympic Cherry or Vintage Maple Cabinetry
- Hardware with Oil Rubbed Bronze Finish
- Leatherette Convertible L-Shaped Sofa with Free Standing Dinette Table (27K Only)
- Leatherette Euro-Recliner with Kick-out Ottoman (32A Only)
- Leatherette U-Shaped Dinette (N/A 34J)
- Leatherette Hide-a-Bed Sofa with Air Mattress (N/A 27K)
- Booth Dinette with Built-in Cup Holders (34J Only)
- Night Shades

## INTERIOR OPTIONS

- 15,000 BTU Front Roof Air Conditioner - IPO 13,500 BTU Front Roof Air Conditioner (27K Only)
- Electric Drop Down Overhead Bunk

## KITCHEN

- Double-Door Refrigerator
- 3-Burner High-Output Gas Cooktop with Oven
- 30" Over-the-Range Microwave Oven
- Laminate Countertops
- Large Double Bowl Sink with Double Handle Kitchen Faucet
- Roll-out/Flip-up Countertop Extension (32A & 34E)
- Pantry
- Full Extension Metal Drawer Guides

## KITCHEN OPTIONS

- Solid Surface Kitchen Countertops
- 12-volt Attic Fan

## ENTERTAINMENT

- 32" Television in Living Room
- 1 - 13" & 1 - 22 Televisions with DVD Player in Bunk Beds (34J Only)

- Cable Television Prep
- HD/DSS Satellite Prep

## ENTERTAINMENT OPTIONS

- 24" Television in Bedroom
- Exterior 32" Television
- Outside Kitchen - Includes: 2.5 cuft Refrigerator, Sink, Portable Gas Grill & 550 - watt Inverter (34F & 34J Only)

## BEDROOM & BATHROOM

- Queen Size Denver Mattress Weekender (32A & 34E)
- King Size Denver Mattress Weekender (27K, 34F & 34J)
- Bedspread & Pillow Shams
- Bunk Beds in Hallway Slideout (34J Only)
- Foot Flush Porcelain Toilet
- Power Vent
- Shower with Glass Door

## ELECTRICAL & PLUMBING

- Onan RV QG 4000 Gas Generator (27K)
- Onan RV QG 5500 Gas Generator with Dual Auxiliary Batteries (N/A 27K)
- Battery Disconnect Switch
- 30-amp Service with Marine Type Detachable Power Cord (27K)
- 50-amp Service with Marine Type Detachable Power Cord (N/A 27K)
- 6-gallon Gas/Electric Water Heater
- Water Heater Bypass System
- Washer/Dryer Prep (34E & 34F Only)

## ELECTRICAL & PLUMBING OPTIONS

- Holding Tanks with Heat Pads (N/A 27K)



OLYMPIC CHERRY



VINTAGE MAPLE



ALMOND BISCOTTI



CHOCOLATE CHERRY



TAUPE METALLIC

**IMPORTANT - PLEASE READ:** Information published within this brochure reflects product design, fabrication, material, components and specifications at the date of printing. If your vehicle was manufactured before this brochure was published this information may not be accurate because vehicles assembled before the brochure was published may not have the same design, fabrication, materials, components and specification as represented in the brochure. If your vehicle was manufactured after this sales brochure was published the representations may not be accurate because, for product improvement reasons, we reserve the unilateral right, at any time, without prior notice, to make changes in product design, material, components and specifications. The date the brochure was published (i.e. "Julian date") is set forth on the last page of the brochure. IF CERTAIN INFORMATION PUBLISHED WITHIN THIS BROCHURE IS SIGNIFICANT TO YOUR PURCHASING DECISION, PLEASE CONSULT WITH YOUR SELLING DEALERSHIP TO CONFIRM THAT THE INFORMATION IS ACCURATE WITH RESPECT TO THE VEHICLE YOU ARE CONSIDERING PURCHASING. Photographs in the brochure may depict optional equipment or may only be available in certain floor plans. We reserve the right to make changes in prices and models and to discontinue models without notice or obligation. Components, appliances and the chassis may have been manufactured in a calendar year before the vehicle's designated model year. All capacities are approximate. The actual length of the vehicle may differ from that indicated in the brochure due to variances in the manufacturing processes and/or installed components. All dry weights are based on standard model features and do not include optional features or equipment. Components, appliances and features may differ to conform to local codes. Due to EPA environmental restrictions, engine power and torque ratings may change during any model year. The Thor Motor Coach logo and its design are registered trademarks. Other products and company names are trademarks and/or registered trademarks of their respective manufacturer. While the color of the motorhome's exterior and the interior fabrics depicted in this brochure are fair and reasonable depictions, the colors depicted may not be exact match of the actual colors because of variances in photo processing and printing. Component part and appliance manufacturers issue limited warranties covering portions of the vehicle not covered under the limited warranty we issue. To learn specific details regarding warranty coverage please consult your selling dealership or review the warranty packet inside the vehicle.

**WINDSPORT**



**YOUR LOCAL TMC DEALER:**



Go RVing.