



FLEETWOOD®
Folding
Trailers...
For Great
Family
Adventures!



2004 PRODUCT CATALOG

*"Fleetwood"...Building
Legendary Recreational Vehicles
for Over Half a Century.*



Let the Adventure Begin...



DESTINY SE SERIES

TUCSON • YUMA • CORTEZ • PECOS

A Very Economical Choice!

**DESTINY
SE SERIES
FOR SPECIAL
SAVINGS CONSIDER
THE OPTIONAL
VALUE PACKAGE**

- 1.9 cu. ft. refrigerator
- 16,000 BTU furnace

See dealer for details or visit our website at www.foldingtrailers.com



*When you want
quality, comfort and
convenience at a
great price, the
Destiny SE Series
is just what you
are looking for!*

New Pecos Model
(Shown with optional RVQ gas grill.)



CASSETTE TOILET AND SHOWER



OPTIONAL RVQ GAS GRILL



DESTINY DLX SERIES

SEDONA • LARAMIE • TACOMA

Affordable Family Fun!

**DESTINY
DLX SERIES
FOR SPECIAL
SAVINGS CONSIDER
THE OPTIONAL
VALUE PACKAGE**

- 1.9 cu. ft. refrigerator
- 16,000 BTU furnace
- RVQ gas grill

See dealer for details or visit our website at www.foldingtrailers.com



Tacoma Model
(Shown with optional canopy & RVQ gas grill.)



Enhance your camping experience with the exclusive features of the Destiny DLX Series...

- *Swing-Level galley*
- *Stepper Door*
- *Waist level crank*
- *EZ crank-down stabilizers*

(See page 10 for feature descriptions.)



SLIDE-OUT BED



GRAND TOUR SERIES

SANTA FE • CARMEL • CHEYENNE • MESA • UTAH • WESTLAKE

Camping in Comfort!



Utah Model




“Roughing it” in the great outdoors takes on a new meaning with the Grand Tour Series featuring...

- AlumiTite composite roof
- BackSaver bed supports
- High pressure outside stove
- Plush quilted mattresses

(See page 10 for feature descriptions.)



SOFA BY DAY – BED AT NIGHT



OPTIONAL CASSETTE TOILET



IMPACT AND WATER RESISTANT FRONT STORAGE TRUNK



GRAND TOUR ELITE SERIES

BAYSIDE • NIAGARA • MONTEREY

The Ultimate in Outdoor Fun Vehicles!



Bayside Model



The ultimate in folding trailer comfort, the Grand Tour Elite Series invites you to explore the outdoors in style, featuring...

- 2.5 cu. ft. refrigerator
- Spacious Glide-out dinette area
- ABS plastic spare tire and gas bottle covers
- Rugged slipper leaf spring suspension system



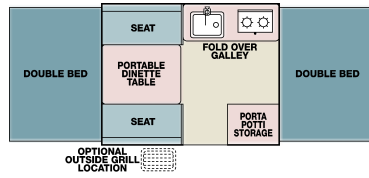
SPACIOUS GLIDE-OUT DINETTE



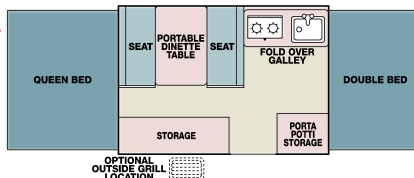
2.5 CU.FT. REFRIGERATOR

DESTINY SE SERIES

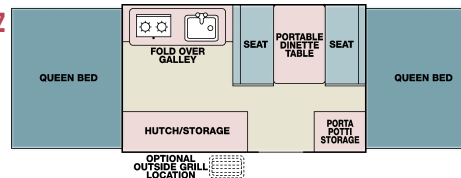
TUCSON



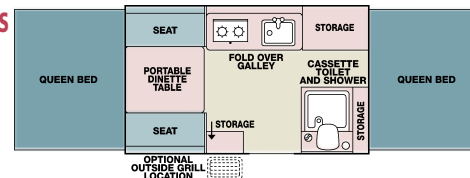
YUMA



CORTEZ

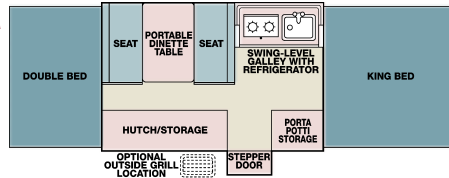


PECOS

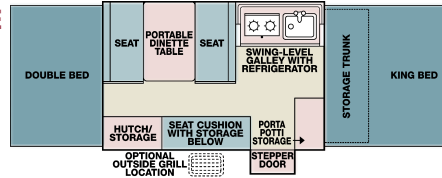


DESTINY DLX SERIES

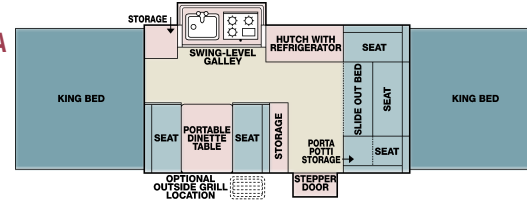
SEDONA



LARAMIE

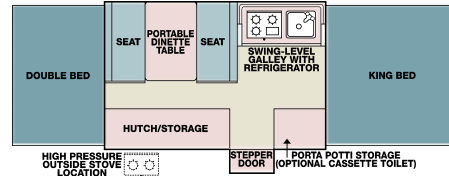


TACOMA

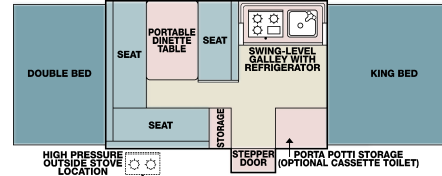


GRAND TOUR SERIES

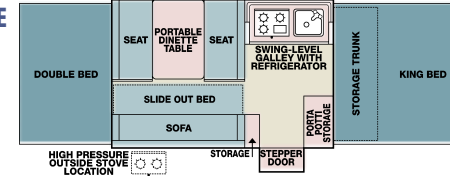
SANTA FE



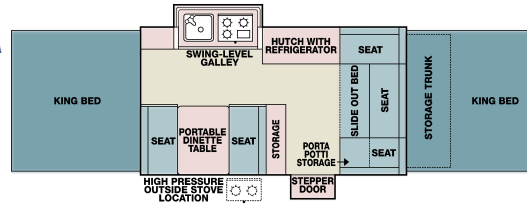
CARMEL



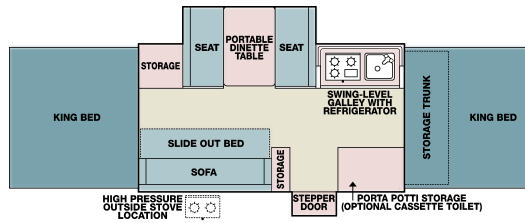
CHEYENNE



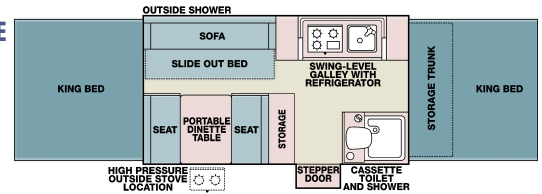
MESA



UTAH

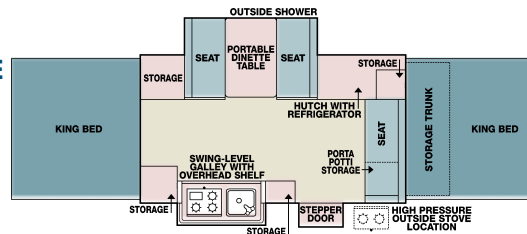


WESTLAKE

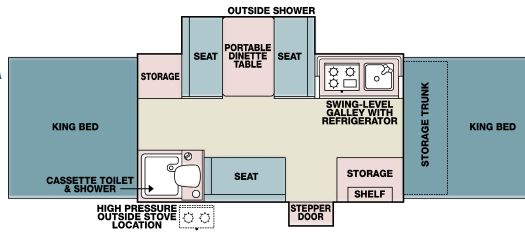


GRAND TOUR ELITE SERIES

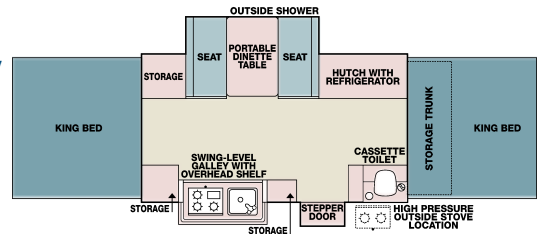
BAYSIDE



NIAGARA

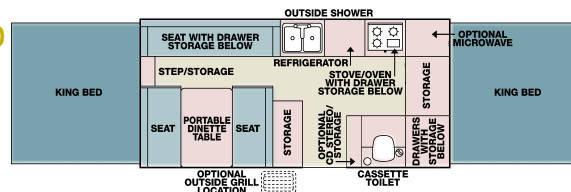


MONTEREY

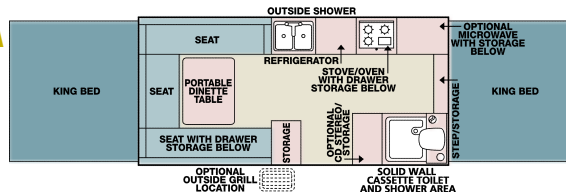


HIGHLANDER SERIES

REDWOOD



SEQUOIA



	DESTINY SE				DESTINY DLX			GRAND TOUR						GRAND TOUR ELITE			HIGHLANDER	
	TUCSON	YUMA	CORTEZ	PECOS	SEDONA	LARAMIE	TACOMA	SANTA FE	CARMEL	CHEYENNE	MESA	UTAH	WESTLAKE	BAYSIDE	NIAGARA	MONTEREY	REDWOOD	SEQUOIA
Box Size (Inside Length)	8'	9'6"	11'	11'	10'	10'	12'	10'	10'	10'	12'	12'	12'	12'	12'	12'	14'	14'
Gross Vehicle Weight Rating (GVWR), (lbs.)	1,850	2,440	2,440	2,550	2,550	3,000	3,000	2,550	2,550	3,000	3,620	3,620	3,620	3,770	3,770	3,770	3,770	3,770
Unloaded Vehicle Weight (UVW), (lbs.)	1,225	1,520	1,670	1,850	1,545	1,975	2,030	1,920	1,950	2,190	2,380	2,605	2,545	2,715	2,795	2,745	2,685	2,745
Unloaded Tongue Weight (UTW), (lbs.)	150	150	165	160	170	130	150	190	205	145	165	155	220	175	195	190	280	330
Cargo Carrying Capacity (CCC), (lbs.)	560	815	665	495	850	920	780	525	530	705	1,135	825	835	815	735	785	825	765
Storage Trunk Capacity (cu. ft.)*(Outside Storage)	N/A	N/A	N/A	N/A	N/A	22	N/A	N/A	N/A	22	22	22	19	19	19	19	10*	N/A
Cabinet Storage (cu. ft.)	30	34	46	41	41	37	51	38	43	34	50	41	35	40	35	32	46	50
Total Storage Capacity (cu. ft.)	30	34	46	41	41	59	51	38	43	56	72	63	54	59	54	51	56	50
Tire Size	5.3 X 12	5.3 x 12	5.3 x 12	B78-13ST	B78-13ST	B78-13ST	B78-13ST	B78-13ST	B78-13ST	B78-13ST	C78-13ST	C78-13ST	C78-13ST	C78-13ST	C78-13ST	C78-13ST	C78-13ST	C78-13ST
Dimensions (Open - Length x Width)	17'1"x7'6"	20'5"x8'1"	23'3"x8'1"	23'3"x8'1"	21'2"x8'9"	21'2"x8'9"	24'10"x10'	20'11"x8'9"	20'11"x8'9"	20'11"x8'9"	24'10"x10'	24'10"x11'8"	24'10"x8'9"	24'10"x11'8"	24'10"x11'8"	24'10"x11'8"	26'10"x8'1"	26'10"x8'1"
Dimensions (Closed - Length x Width)	12'7"x6'10"	14'2"x7'5"	15'8"x7'5"	15'8"x7'5"	15'2"x7'5"	17'2"x7'5"	17'2"x7'5"	15'2"x7'5"	15'2"x7'5"	17'2"x7'5"	19'1"x7'5"	19'1"x7'5"	19'1"x7'5"	19'1"x7'5"	19'1"x7'5"	19'1"x7'5"	19'1"x7'5"	19'1"x7'5"
Height (Open)	8'1"	8'1"	8'1"	8'1"	8'2"	8'2"	8'2"	8'1"	8'1"	8'1"	8'3"	8'3"	8'3"	8'3"	8'3"	8'3"	8'9"	8'9"
Height (Closed)	4'4"	4'4"	4'4"	4'4"	4'6"	4'6"	4'6"	4'5"	4'5"	4'5"	4'7"	4'7"	4'7"	4'7"	4'7"	4'7"	5'4"	5'4"
Interior Height	79"	79"	79"	79"	79"	79"	79"	79"	79"	79"	79"	79"	79"	79"	79"	79"	85"	85"
Front Bed Size (Mattress only)	72"x48"	77"x48"	77"x66"	77"x66"	77"x70"	77"x70"	77"x70"	77"x70"	77"x70"	77"x70"	77"x70"	77"x70"	77"x70"	77"x70"	77"x70"	77"x70"	77"x70"	77"x70"
Rear Bed Size (Mattress only)	72"x48"	77"x66"	77"x66"	77"x66"	77"x48"	77"x48"	77"x70"	77"x48"	77"x48"	77"x48"	77"x70"	77"x70"	77"x70"	77"x70"	77"x70"	77"x70"	77"x70"	77"x70"
Sleeping Capacity (Number of Persons)	6	7	8	8	7	7	10	7	7	8	9	9	9	8	8	8	8	9
Slide-Out Bed Size	N/A	N/A	N/A	N/A	N/A	N/A	80.5"x41"	N/A	N/A	72"x33"	80.5"x33"	72"x33"	72"x33"	N/A	N/A	N/A	N/A	N/A
Convertible Dinette Bed Size	74"x41"	65"x41"	72"x43"	80"x40"	71"x43"	71"x43"	67"x40"	71"x43"	71"x43"	71"x43"	71"x43"	71"x43"	67"x40"	71"x43"	71"x43"	71"x43"	67"x40"	80"x64"
Water Storage (gal.) UF=Underfloor	5	10	10	20 UF	10	10 UF	20 UF	10 UF	10 UF	10 UF	20 UF	20 UF	20 UF	20 UF	20 UF	20 UF	20 UF	20 UF
Converter with Charger (AMPs)	25 AMPs	25 AMPs	25 AMPs	25 AMPs	25 AMPs	25 AMPs	25 AMPs	25 AMPs	25 AMPs	25 AMPs	25 AMPs	25 AMPs	25 AMPs	25 AMPs	25 AMPs	25 AMPs	35 AMPs	35 AMPs
Roof Construction Type	Aluminum	Aluminum	Aluminum	Aluminum	Aluminum	Aluminum	Aluminum	AlumiTite	AlumiTite	AlumiTite	AlumiTite	AlumiTite	AlumiTite	AlumiTite	AlumiTite	AlumiTite	Aluminum	Aluminum
Side Wall Construction Type	Galvanized Steel	Galvanized Steel	Galvanized Steel	Galvanized Steel	Krystal Kote Alum.	Krystal Kote Alum.	Krystal Kote Alum.	Krystal Kote Alum.	Krystal Kote Alum.	Krystal Kote Alum.	Krystal Kote Alum.	Krystal Kote Alum.	Krystal Kote Alum.	Krystal Kote Alum.	Krystal Kote Alum.	Krystal Kote Alum.	Laminated	Laminated
Front/Rear Wall Construction Type	Rigid	Rigid	Rigid	Rigid	Impact Res.	Impact Res.	Impact Res.	Impact Res.	Impact Res.	Impact Res.	Impact Res.	Impact Res.	Impact Res.	Impact Res.	Impact Res.	Impact Res.	Laminated	Laminated
Crank Location (*Optional Power Lift)	Bumper*	Bumper*	Bumper*	Bumper*	Waist Level*	Waist Level*	Waist Level*	Waist Level*	Waist Level*	Waist Level*	Waist Level*	Waist Level*	Waist Level*	Waist Level*	Waist Level*	N/A	Waist Level*	Waist Level*
Full Power Up & Out Lift System	N/A	N/A	N/A	N/A	N/A	N/A	N/A	N/A	N/A	N/A	N/A	N/A	N/A	N/A	N/A	Std.	N/A	N/A
Electric Brakes	Std.	Std.	Std.	Std.	Std.	Std.	Std.	Std.	Std.	Std.	Std.	Std.	Std.	Std.	Std.	Std.	Std.	Std.
Stabilizer Type (*w/Sand Pads)	Friction	Friction	Friction	Friction	EZ Crank	EZ Crank	EZ Crank	EZ Crank	EZ Crank	EZ Crank	EZ Crank	EZ Crank*	EZ Crank	EZ Crank*	EZ Crank*	EZ Crank*	EZ Crank*	EZ Crank*
Bed Support System	Self Storing	Self Storing	Self Storing	Self Storing	Self Storing	Self Storing	Self Storing	BackSaver	BackSaver	BackSaver	BackSaver	BackSaver	BackSaver	BackSaver	BackSaver	BackSaver	Self Storing	Self Storing
Entrance Step Type	Slide-Out	Slide-Out	Slide-Out	Slide-Out	Stepper Door	Stepper Door	Stepper Door	Stepper Door	Stepper Door	Stepper Door	Stepper Door	Stepper Door	Stepper Door	Stepper Door	Stepper Door	Stepper Door	Slide-Out	Slide-Out
Tenting Type	CamperTex w/Sunbrella	CamperTex w/Sunbrella	CamperTex w/Sunbrella	CamperTex w/Sunbrella	Sunbrella w/CamperTex	Sunbrella w/CamperTex	Sunbrella w/CamperTex	Sunbrella 302	Sunbrella 302	Sunbrella 302	Sunbrella 302	Sunbrella 302	Sunbrella 302	Sunbrella 302	Sunbrella 302	Sunbrella 302	Sunbrella 302	Sunbrella 302
3-Way Refrigerator Capacity (cu. ft.) (Opt. Refrigerator Capacity is 1.9 cu. ft.)	Opt.	Opt.	Opt.	Opt.	1.9	1.9	1.9	1.9	1.9	1.9	1.9	1.9	1.9	2.5	2.5	2.5	3	3
Furnace (16,000 BTUs) (*Only available with refrigerator)	Opt.*	Opt.*	Opt.*	Opt.*	Opt.	Opt.	Opt.	Opt.	Opt.	Opt.	Opt.	Opt.	Opt.	Opt.	Opt.	Opt.	Opt.	Opt.
Cassette Toilet & Shower (*Cassette toilet only)	N/A	N/A	N/A	Std.	N/A	N/A	N/A	Opt.*	Opt.*	N/A	N/A	Opt.*	Std.	N/A	Std.	Std.*	Std.*	Std.
Hot Water (6 gal. tank)	N/A	N/A	N/A	Std.	N/A	Opt.	Opt.	Opt.	Opt.	Opt.	Opt.	Opt.	Std.	Std.	Std.	Std.	Std.	Std.
12V Electric Water Pump	N/A	Std.	Std.	Std.	Std.	Std.	Std.	Std.	Std.	Std.	Std.	Std.	Std.	Std.	Std.	Std.	Std.	Std.
Outside Shower (Only available when ordering hot water option)	N/A	N/A	N/A	N/A	N/A	Opt.	Opt.	Opt.	Opt.	Opt.	Opt.	Opt.	Std.	Std.	Std.	Std.	Std.	Std.
Interior Galley Type	Fold-Over	Fold-Over	Fold-Over	Fold-Over	Swing-Level	Swing-Level	Swing-Level	Swing-Level	Swing-Level	Swing-Level	Swing-Level	Swing-Level	Swing-Level	Swing-Level	Swing-Level	Swing-Level	Stationary	Stationary
Interior Low Pressure Stove (Quantity Burners)	2-Burner	2-Burner	2-Burner	2-Burner	2-Burner	2-Burner	3-Burner	3-Burner	3-Burner	3-Burner	3-Burner	3-Burner	3-Burner	3-Burner	3-Burner	3-Burner	3-Burner	3-Burner
Exterior High-Pressure Stove (2 Burners)	N/A	N/A	N/A	N/A	N/A	N/A	N/A	Std.	Std.	Std.	Std.	Std.	Std.	Std.	Std.	Std.	N/A	N/A
Exterior RVQ Gas Grill	Opt.	Opt.	Opt.	Opt.	Opt.	Opt.	Opt.	N/A	N/A	N/A	N/A	N/A	N/A	N/A	N/A	N/A	Opt.	Opt.
Oven	N/A	N/A	N/A	N/A	N/A	N/A	N/A	N/A	N/A	N/A	N/A	N/A	N/A	N/A	N/A	N/A	Std.	Std.
Propane Tank Size (lbs.)	20	20	20	20	20	20	20	20	20	20	20	20	20	20	20	20	30	30

- Some accessories and options may be dealer installed.
- Installed option weights will decrease the Cargo Carrying Capacity. Consult Owner's Manual for accessory weights.
- Storage trunk models equipped with hot water have reduced cargo capacity because of hot water heater location.
- Refrigerator, furnace, cassette toilet, hot water and outside shower are factory installed options.

Verify the towing capacity of your tow vehicle. If you don't know, or aren't sure, you can check your owner's manual or ask at your automotive dealership. Be sure to match its tow rating to the Gross Vehicle Weight Rating (GVWR) of your trailer, not Unloaded Vehicle Weight (UVW). Include the weight of water, additional accessories, clothing, food and gear. To help Fleetwood Folding Trailer customers estimate this total weight, our Gross Vehicle Weight Ratings reflect the maximum weight of the trailer when fully loaded for camping. In some cases the relationship of weight and wheel base length between your tow vehicle and trailer may require an anti-sway control and/or weight distribution hitch. Please consult your Fleetwood Folding Trailer dealer for advice.

- Gross Vehicle Weight Rating (GVWR) is the maximum permissible weight of a trailer fully-loaded for camping including all camping accessories, fluid and cargo.
- Gross Axle Weight Rating (GAWR) is the maximum permissible load capacity of the axle assembly.
- Unloaded Vehicle Weight (UVW) is the weight of the trailer as manufactured to standard configuration at the factory when separated from the tow vehicle (also known as the "base" or "dry" weight).
- The Cargo Carrying Capacity (CCC) listed above takes into account the weight of water in the water storage tank and heater (if applicable) and the weight of a full LP gas tank.

7



HIGHLANDER SERIES

REDWOOD • SEQUOIA

The amenities of a full size travel trailer in a lightweight, easy to tow package!

HIGHLANDER SERIES
FOR SPECIAL SAVINGS CONSIDER THE OPTIONAL VALUE PACKAGE

- RVQ gas grill
- Microwave
- 2 reading light/fan combo
- CD stereo
- Aluminum wheels
- 16,000 BTU furnace

See dealer for details or visit our website at www.foldingtrailers.com



The Highlander Series goes above and beyond by blurring the line between folding trailers and travel trailers, featuring...

- 30 lb. LP gas bottle
- 35 AMP converter
- Residential height galley
- Oven



SOLID WALL BATH CASSETTE TOILET AND SHOWER with 6'4" of standing headroom



GALLEY with large 3 cu. ft. refrigerator with freezer

Sequoia Model

(Shown with optional 16,000 BTU furnace)

SERIES DISTINCTIONS

Decide on the Best Series for You!

Compare each series feature and decide which offers you the amenities that best meet your camping needs. Whether you're just starting out or a seasoned veteran, Fleetwood® Folding Trailers offer you more!

WARRANTY

LIMITED LIFETIME

FRAME & LIFT SYSTEM
(2 Yrs. on Monterey Full Power Up & Out Motorized Components)

LIMITED 25 YEAR
FLOOR & BED PLATFORM WOOD

LIMITED 5 YEAR

ROOF & TENTING

LIMITED 1 YEAR

HITCH TO BUMPER

The extended life warranty on specified structural components covers repair of defective parts, labor, and freight for the first full year and repair of specified defective parts and labor for years two and beyond from the date of purchase...for as long as you own your trailer.

DESTINY SE SERIES



Standard Features on
Tucson, Yuma, Cortez, Pecos

- Insulated aluminum roof
- Air conditioner ready (Tucson model needs AC kit)
- Sectional CamperTex tenting with Sunbrella 302 bunk end sections
- Lower crank location
- Friction stabilizers
- Stone finish powder coat painted bumper
- Aluminum body rails & door frame
- 20 lb. LP gas bottle
- Spare tire, mount & tire lug wrench
- Vinyl spare tire & gas bottle covers
- Slide-out step
- Attached, self-storing bed supports
- Patio light
- 25 AMP converter with charger
- Residential height fold-over galley with upper & lower storage
- Single basin stainless steel sink
- 12 V electric water pump
- Built-in 2 burner stove
- Porta Potti storage
- Reversible mattresses

DESTINY DLX SERIES



Standard Features on
Sedona, Laramie, Tacoma

- Residential height Swing-Level galley with upper & lower storage
- Stepper door with lockable storage & FlexTread
- Waist level crank location
- EZ Crank-down stabilizers
- Krystal Kote aluminum side panels
- ABS front & rear "impact resistant" body panels
- 1.9 cu. ft. 3-way gas/electric refrigerator
- Sectional Sunbrella 302 tenting with CamperTex window flaps
- Stone finish powder coat painted tongue & bumper
- Insulated aluminum roof
- Air conditioner ready
- Aluminum body rails & door frame
- 20 lb. LP gas bottle
- Spare tire, mount & tire lug wrench
- Vinyl spare tire & gas bottle covers
- Attached, self-storing bed supports
- Patio light
- 25 AMP converter with charger
- Single basin stainless steel sink
- 12 V electric water pump
- Built-in 2 burner stove (Tacoma features 3 burner)
- Porta Potti storage
- Reversible mattresses

GRAND TOUR SERIES



Standard Features on Santa Fe, Carmel, Cheyenne, Mesa, Utah, Westlake

- High pressure outside stove (2 burner)
- BackSaver self-storing bed supports
- Quilted bed mattresses with bed skirt
- Thermoformed ABS "moisture resistant" dinette table
- Painted aluminum body rails & door frame
- Metal seat frames
- AlumiTite Krystal Kote Composite roof
- Yakima roof rack ready
- Dual awning rails for optional canopy & Sun Shade
- Sectional Sunbrella 302 tenting
- TPO front & rear "impact resistant" body panels
- Patio light with jack for additional light
- Single basin porcelain sink
- Built-in 3 burner stove
- Galley spice rack and cutlery tray
- Cable TV connection
- Recessed clothes hanger rack
- Air conditioner ready
- Waist level crank location
- EZ Crank-down stabilizers
- Stone finish powder coat painted tongue and bumper
- Krystal Kote aluminum side panels
- 20 lb. LP gas bottle
- Spare tire, mount & tire lug wrench
- Vinyl spare tire & gas bottle covers
- Stepper door with lockable storage & FlexTread
- 25 AMP converter with charger
- Residential height Swing-Level galley with upper & lower storage
- 12 V electric water pump
- 1.9 cu. ft. 3-way gas/electric refrigerator

GRAND TOUR ELITE SERIES



Standard Features on
Bayside, Niagara, Monterey

- "Impact & Water Resistant" rotational molded front storage trunk
- ABS spare tire & gas bottle covers
- Outside shower
- Built-in 20 gal. under floor water storage
- Hot & cold water with mixer faucet
- 2.5 cu. ft. 3-way gas/electric refrigerator
- Glide-Out dinette area with cabinet doors
- EZ Crank-down stabilizers with sand pads
- Heavy duty slipper leaf spring suspension system
- Deluxe wheel covers
- Full power up & out lift system (Monterey model)
- AlumiTite Krystal Kote Composite Roof
- Air conditioner ready
- Yakima roof rack ready
- Dual awning rails for optional canopy & Sun Shade
- Sectional Sunbrella 302 tenting
- Waist level crank location
- Stone finish powder coat painted tongue & bumper
- Krystal Kote aluminum side panels
- TPO front & rear "impact resistant" body panels
- 20 lb. LP gas bottle
- Spare tire, mount & tire lug wrench
- BackSaver self storing bed supports
- Patio light with jack for additional light
- High pressure outside stove (2 burner)
- Stepper door with lockable storage & FlexTread
- 25 AMP converter with charger
- Residential height Swing-Level galley with upper & lower storage
- Thermoformed ABS "moisture resistant" dinette table
- Single basin porcelain sink
- 12 V electric water pump
- Built-in 3 burner stove
- Galley spice rack and cutlery tray
- Cable TV connection
- Metal seat frames
- Recessed clothes hanger rack
- Quilted bed mattresses w/ bed skirt

HIGHLANDER SERIES



Standard Features on
Redwood, Sequoia

- Insulated, laminated Krystal Kote aluminum body panel walls
- 30 lb. LP gas bottle
- 35 AMP converter with charger
- Over 7 ft. of interior head room
- Residential "fixed height" galley with full storage
- Double basin stainless steel sink
- Oven
- 3 cu.ft. 3-way gas/electric refrigerator w/freezer
- 3 king beds (Sequoia model)
- Solid wall bath cassette toilet & shower with 6'4" of standing headroom (Sequoia model)
- Insulated aluminum roof
- Air conditioner ready
- Sectional Sunbrella 302 tenting
- Waist level crank location
- EZ Crank-down stabilizers with sand pads
- Stone finish powder coat painted tongue & bumper
- Aluminum body rails & door frame
- Heavy duty slipper leaf spring suspension system
- Vinyl spare tire & gas bottle covers
- Attached, self storing bed supports
- Patio light with jack for additional light
- Deluxe wheel covers
- Outside shower
- Thermoformed ABS "moisture resistant" dinette table
- 12 V electric water pump
- Built-in 20 gal. under floor water storage
- Hot & cold water with mixer faucet
- Built-in 3 burner stove
- Galley spice rack and cutlery tray
- Cable TV connection
- Metal seat frames
- Quilted bed mattresses w/ bed skirt
- Slide-out step

(See page 10 for feature descriptions & page 11 for accessory descriptions)



FEATURES TO ENHANCE YOUR ADVENTURE

See Why There Is No Comparison!

Compare and you'll see why Fleetwood® Folding Trailers are your absolute best value.



One-Piece Aluminum Screen Door
is easy to set in place and is extra wide for easy access, plus has an automatic spring return so you can't accidentally leave the door open.


Exclusive Stepper™ Door
patented design on Destiny DLX, Grand Tour & Elite Series provides an exceptionally wide and sturdy step for easy access to the trailer. It also features a non-slip FlexTread™ surface and lockable storage compartment.



BackSaver™ Bed Supports
on Grand Tour & Elite Series make set-up easier... no stooping or bending necessary. Simply engage the support at the bumper, lift bed end slightly and the support locks in place automatically. (Destiny SE & DLX and Highlander Series features permanently attached self-storing bed supports.)

Tenting

Exclusive Sunbrella 302 acrylic tenting is used on all models, providing superior breathability allowing humidity and cooking odors to escape, while keeping rain out. Sunbrella 302 will not crack, mildew or dry rot, plus it's hypoallergenic. Strong and durable CamperTex vinyl tenting is used in conjunction with Sunbrella 302 on the



Destiny SE & DLX models. Each model features a five section tent design that allows for easy and economical replacement if a section should ever become damaged. The tenting is assembled using a special water resistant cotton thread with double needle stitching, and heat sealed seams, guaranteeing a secure, water tight tent that won't unravel, fray or leak.

High Pressure Outside Stove

Grand Tour & Elite Series provides more BTU's for cooking at higher altitudes or windy conditions. (Destiny SE & DLX and Highlander Series offer an optional RVQ gas grill.)



Exclusive Swing-Level® Galley Design

Destiny DLX, Grand Tour & Elite Series provide a residential height galley that sets into place easily when fully stocked. The exclusive cantilever upper galley stays parallel to the floor when positioning, preventing its contents from spilling or tumbling upside down. (Destiny SE Series offers a full storage fold-over galley and the Highlander Series provides a fully set-up, stationary galley.)

Exclusive Self-storing Dolly Jack & Safety Lock Chains

Dolly jack features a permanently attached wheel and will



not interfere with tow vehicle's tailgate or rear mounted spare tire. Safety lock chains provide a positive locking connection between the trailer and tow vehicle.

Trailer Foundation

All models feature a full perimeter rugged tubular steel frame that provides a solid foundation, and protects trailer wiring inside from road debris while



towing. All models feature the EZ lube axle for easy maintenance, and a slipper leaf spring suspension system that distributes the trailer load evenly over the entire frame. Each trailer comes standard equipped with electric brakes, five lug nut wheel attachment...and if you ever need to change a tire, a lug wrench is included as standard equipment.

Lift System Exclusive

Every model features a stainless steel lift system with needle bearing pulleys and aircraft quality cables



that won't corrode or bind. The lift arm design extends through the trailer sidewalls channeling rain water through the lift arm and out onto the ground, not into the trailer.



ACCESSORIES TO PERSONALIZE YOUR ADVENTURE

Customize Your Space!

Fleetwood® Folding Trailers offers a variety of high-quality accessories to customize your living space. Each is designed to enhance your camping comfort and enjoyment.



Screen Room

Featuring fine mesh screening and full perimeter skirting. (See page 3 for optional canopy, shown separately.)



Deluxe Add-A-Room

Featuring fine mesh screening, privacy panels, clear vinyl rain flaps and heavy-duty zippered sections for easy set-up and take-down. (Not available on Destiny SE Series. Canopy must be purchased separately.)



Canopy and Sun Shade

Grand Tour & Elite Series feature the exclusive AlumiTite™ Composite Roof that provides an awning rail on both sides of the trailer to accept optional canopy and Sun Shade. (Sun shade not available on Destiny or Highlander Series) See back cover for optional Yakima components that easily attach to the AlumiTite™ roof rack system.



Trailer Cover

Provides protection to help keep your trailer looking good year round.



Exterior Bunkend Hideaway

Provides out-of-the-way weather protection for bikes and extra camping gear.



Camper Caddie

This handy soft-side detachable and roll up wardrobe makes trip preparation quick, easy and provides loads of personal storage.




RVQ Gas Grill

Perfect for outdoor barbecues. (Not available for Grand Tour & Elite Series.)



Buddy Seat

Great for relaxing with a friend around the campfire or a quiet stream.



Handy Portable Fan/Light Combination

For added ventilation & night time reading.



Mirrored Vanity Mate

Provides convenient storage for tooth brushes, toiletries, paper towels and other daily necessities.



Sporty Aluminum Wheels

Only available as part of the Optional Value Package on Highlander Series. (Factory installed.)

ACCESSORIES	DESTINY SE				DESTINY DLX			GRAND TOUR						GRAND TOUR ELITE			HIGHLANDER	
	TUCSON	YUMA	CORTEZ	PECOS	SEDONA	LARAMIE	TACOMA	SANTA FE	CARMEL	CHEYENNE	MESA	UTAH	WESTLAKE	BAYSIDE	NIAGARA	MONTEREY	REDWOOD	SEQUOIA
Wheel Covers	N/A	N/A	N/A	OPT.	OPT.	OPT.	OPT.	OPT.	OPT.	OPT.	OPT.	OPT.	OPT.	STD.	STD.	STD.	STD.	STD.
Molded Gas Bottle Cover	N/A	N/A	N/A	N/A	N/A	N/A	N/A	OPT.	OPT.	OPT.	OPT.	OPT.	OPT.	STD.	STD.	STD.	N/A	N/A
Molded Spare Tire Cover	N/A	N/A	N/A	N/A	N/A	N/A	N/A	OPT.	OPT.	OPT.	OPT.	OPT.	OPT.	STD.	STD.	STD.	N/A	N/A
Vinyl Gas Bottle Cover	STD.	STD.	STD.	STD.	STD.	STD.	STD.	STD.	STD.	STD.	STD.	STD.	STD.	N/A	N/A	N/A	STD.	STD.
Vinyl Spare Tire Cover	STD.	STD.	STD.	STD.	STD.	STD.	STD.	STD.	STD.	STD.	STD.	STD.	STD.	N/A	N/A	N/A	STD.	STD.
LP Gas Auto Changeover System	N/A	N/A	N/A	N/A	N/A	N/A	N/A	OPT.	OPT.	OPT.	OPT.	OPT.	OPT.	OPT.	OPT.	OPT.	OPT.	OPT.
Bed Shelf	N/A	OPT.	OPT.	OPT.	OPT.	OPT.	OPT.	OPT.	OPT.	OPT.	OPT.	OPT.	OPT.	OPT.	OPT.	OPT.	OPT.	OPT.
Wardrobe Hanger	OPT.	OPT.	OPT.	OPT.	OPT.	OPT.	OPT.	STD.	STD.	STD.	STD.	STD.	STD.	STD.	STD.	STD.	STD.	STD.
Portable Gray Water Storage System	N/A	OPT.	OPT.	OPT.	OPT.	OPT.	OPT.	OPT.	OPT.	OPT.	OPT.	OPT.	OPT.	OPT.	OPT.	OPT.	OPT.	OPT.
Sink Cover	OPT.	OPT.	OPT.	OPT.	OPT.	OPT.	OPT.	OPT.	OPT.	OPT.	OPT.	OPT.	OPT.	OPT.	OPT.	OPT.	OPT.	OPT.
Stereo w/ CD Player	N/A	N/A	N/A	N/A	N/A	N/A	N/A	N/A	N/A	N/A	N/A	N/A	N/A	N/A	N/A	N/A	OPT.	OPT.
Oven	N/A	N/A	N/A	N/A	N/A	N/A	N/A	N/A	N/A	N/A	N/A	N/A	N/A	N/A	N/A	N/A	STD.	STD.
Microwave	N/A	N/A	N/A	N/A	N/A	N/A	N/A	N/A	N/A	N/A	N/A	N/A	N/A	N/A	N/A	N/A	OPT.	OPT.



Highlander Series Bumper Mount Rack System (Bike rack not included)

Genuine Yakima® Rack System

gives you the option to take all your toys with you. Available with optional canoe brackets & straps, bike carrier or cargo basket. The Highlander Series features a bumper mount bike rack bracket. (The bracket is not intended for towing or cargo trays.)



Start Your Own Great Family Adventures...
Your Local FLEETWOOD® Folding Trailer Dealer:

If your local dealer is not indicated call toll-free,
24 hours: 1-800-444-4905 or visit our website at
www.foldingtrailers.com.

Fleetwood Folding Trailers, Inc.
258 Beacon Street, Somerset, PA 15501 (814) 445-9661
A Division of FLEETWOOD Enterprises, Inc. P.O. Box 7638 Riverside, CA 92513-7638

IMPORTANT – PLEASE READ: Product information, photography and illustrations included in this publication were as accurate as possible at the time of printing. For further product information and changes please visit our website at www.foldingtrailers.com or contact your local Fleetwood Folding Trailer dealer. Subsequent refinements may be evident in the actual product. Materials, design and specifications are subject to change without notice. All weights, liquid capacities, and dimensions are approximate. Fleetwood Folding Trailers, Inc. has designed its recreational vehicles to provide a variety of uses for its customers. Each vehicle features optimal seating, sleeping, storage and fluid capacities. The user is responsible for selecting the proper combination of loads (i.e. occupants, equipment, fluids, cargo, etc.) to ensure that the recreational vehicle's capacities are not exceeded.

Sambrella 302 is a registered trademark of Glen Raven Mills, Inc. Yakima is a registered trademark of Watermark Paddleports, Inc.

©2003 Fleetwood Enterprises, Inc. All rights reserved.
Fleetwood® and associated logos are registered trademarks of Fleetwood Enterprises, Inc.

Fleetwood's Great Family Adventure!

www.foldingtrailers.com

Take a virtual tour, price your dream trailer, find your closest dealer.



Let the Adventure Begin...

