

Scamp

800.346.4962

13'

16'

19'



***Built to Order • Lightweight •
Aerodynamic Design***

Thousands of Scamp owners have logged millions of miles with the Scamp 13'



13' Specifications

Fiberglass construction
Overall length 13'
Overall height 7' 6"
Ice box standard
12 gallon fresh water tank

Overall width 6' 8"
Interior length 10'
Interior height 6' 3"
Interior width 6' 6"
Super insulation (R15)
30 amp power converter
12 Volt lighting

Sleeps one to four
Table converts to bed
Sofa converts to bunk beds
Marine Headliner wall fabric
Four inch cushions
Wood panel interior cabinet doors
Two burner propane stove

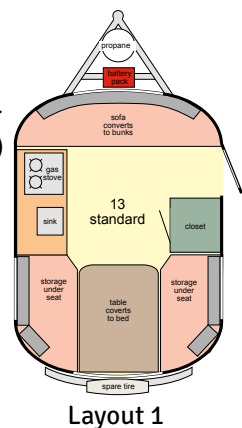
Propane tank
Porch light
Curtains
Sink
Approximate weight 1200-1500
2200 pound torsion axle
Hitch weight 100 pounds

Hitch height approx. 18"
25 foot 30 amp Electric supply cord
Spare tire & cover
Safety chains
Tires: 13" C load radial
Plexiglas front window
11 gauge steel tube frame

Extra lights and outlets available
Carpet flooring standard
Fiberglass cabinets
Crank open windows & screens
Mounted rear stabilizer jacks

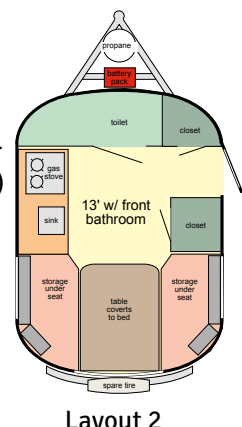
Standard Options

Package without shower & toilet
 City water
 1.9 cubic ft refrigerator
 Battery pack (group 24)
 Gravel shield
 Screen door
 Window over range
 Front or Rear cabinet (customers choice)
 Silverware drawer



Layout 1

Package with shower and toilet
 Shower & toilet (front)
 City water
 1.9 cubic ft refrigerator
 Battery pack (group 24)
 Gravel shield
 Screen door
 Window over range
 Rear cabinet
 Silverware drawer
 Water pump
 Grey water tank
 Hot water heater



Layout 2

	13 Standard w/front bunk Layout 1	13 Standard Front room Layout 2	13 Deluxe Front dinette	13 Deluxe Front bath
Shower & Toilet		x-package		x-package
Toilet only		x		x
City water	x-package	x-package	x-package	x-package
Sani potti	x	x	x	x
Three speed roof fan	x	x	x	x
Roof air conditioner	x	x	x	x
Range hood (12 volt)	x	x	x	x
1.9 Cubic ft refrigerator	x-package	x-package	x-package	x-package
Furnace (16,000 BTU)	x	x	x	x
Extra interior 12 v lights	x	x	x	x
Battery pack	x-package	x-package	x-package	x-package
Electric brakes	x	x	x	x
Gravel Shield	x-package	included	x-package	x-package
8 ft awning	x	x	x	x
TV antenna	x	x	x	x
Cable TV hook up	x	x	x	x
Dual gas tanks	x	x	x	x
Screen door	x-package	x-package	x-package	x-package
Window over range	x-package	x-package	x-package	x-package
Front cabinet	x		x	
Rear cabinet	x-package	x-package	x-package	x-package
Side cabinets	x	x	x	x
Cabinet over sink	included	included	included	included
Silverware drawer	x-package	x-package	x-package	x-package
2" reciever for bike racks	x	x	x	x
Exterior GFI outlet	x	x	x	x
Stove cover	x	x	x	x
Wheel on jack	x	x	x	x
Gas & elect water heater	x	x	x	x
Gas hot water heater	x	x-package	x	x-package
Group 27 battery pack	x	x	x	x
12 volt water pump	x	x-package	x	x-package
Splash guard	x	x	x	x
Vinyl floor	x	x	x	x
Sink in bathroom		x		included
Propane gauge	x	x	x	x
Heat strip for roof air	x	x	x	x
12 volt plug	x	x	x	x
Extra 120 v interior plugs	x	x	x	x
Grey water tank	x	x-package	x	x-package
Front porch light	x	x	x	x

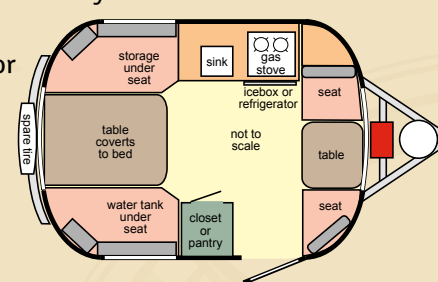
KEY: X = available option on all 13 foot configurations **Included** = included in all 13 foot configurations
X package = available as an option and as part of the option package for this unit and floor plan

Deluxe Wood Options

Deluxe Front Dinette




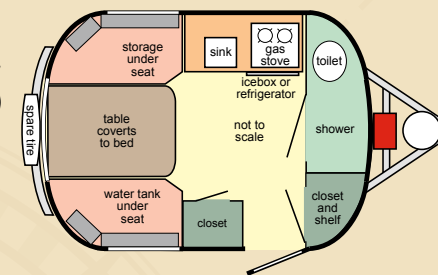
City water
 1.9 Cubic foot refrigerator
 Battery pack (group 24)
 Gravel shield
 Screen door
 Window over range
 Rear cabinet
 Silverware drawer

Layout A Front dinette



Deluxe Front Bath Package Layout B With Shower and Tiolet

Shower & toilet (front)
 City water
 1.9 cubic ft refrigerator
 Battery pack (group 24)
 Gravel shield
 Screen door
 Window over range
 Rear cabinet
 Silverware drawer
 Water pump, Grey water tank, Hot water heater, Bathroom sink



Three feet longer and full of possibilities

Scamp 16'



16' Specifications

Fiberglass construction
Overall length 16'
Overall height 7' 10"
Overall width 6' 8"
Interior length 13'

Interior height 6' 3"
Interior width 6' 6"
Super insulation (R15)
30 amp power converter
12 Volt lighting
Ice box standard
12 gallon fresh water tank

Sofa converts to bunk beds
Table converts to bed
Sleeps one to four
Table converts to bed
Clothes closet by door
Marine Headliner wall fabric
Four inch cushions

Wood panel cabinet doors
Two burner propane stove
Propane tank
Porch light
Roof vent
Curtains
Sink

Approximate weight 1750-2000
3500 pound torsion axle
10" electric brakes
Hitch weight 185-220 pounds
Hitch height approx. 21"
25 foot 30 amp Electric supply cord
Spare tire & cover

Safety chains
Tires: 13" C load radial
Plexiglas front window
11 gauge steel tube frame
Extra lights and outlets available
Carpet flooring standard
Privacy room

Fiberglass cabinets
Crank open windows & screens
Mounted rear stabilizer jacks

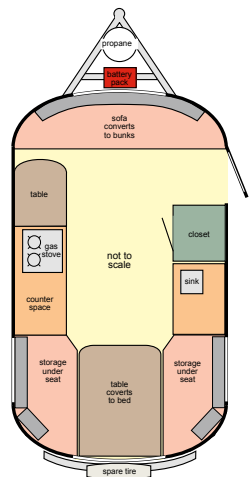
Standard Option Package Available Only On Layouts 4 5 6

Shower & toilet
City water
1.9 cubic foot refrigerator

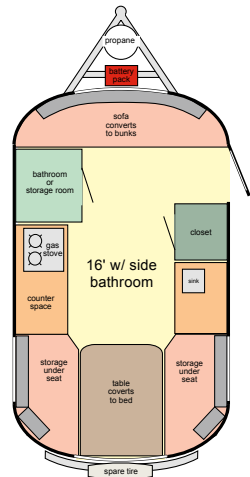
Battery pack (group 24)
Gravel shield
Screen door

Side cabinets
Cabinet over sink
Silverware drawer

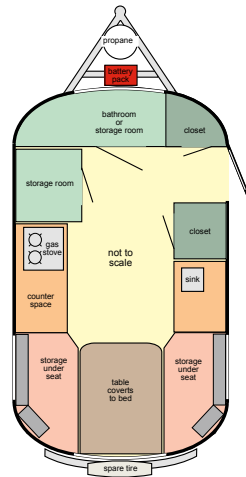
Gas hot water heater
12 volt water pump
Grey water tank



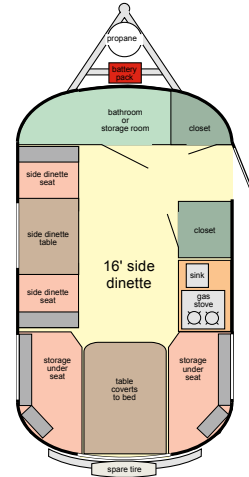
Layout 3



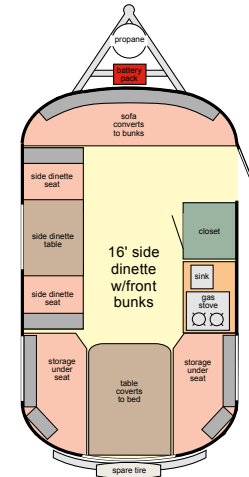
Layout 4



Layout 5



Layout 6

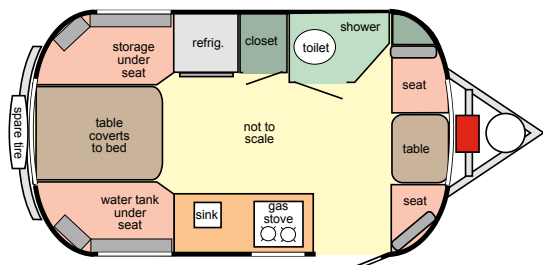


Layout 7

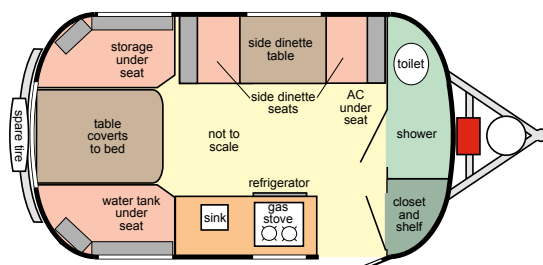
Deluxe Wood Option Package

Shower & toilet
City water
4.6 cubic foot refrigerator
Battery pack (group 24)
Gravel shield
Screen door
Rear cabinet


Side cabinets
Cabinet over sink
Silverware drawer
Gas hot water heater
12 volt water pump
Grey water tank
Sink in bathroom



Layout A Front Dinette



Layout B Side Dinette



	16 Standard Layout 3	16 Standard Layout 4	16 Standard Layout 5	16 Standard Layout 6	16 Standard Layout 7	16 Deluxe Front dinette	16 Deluxe Side dinette
Shower & Toilet		x-package	x-package	x-package		x-package	x-package
Toilet only		x	x	x		x	x
City water	x	x-package	x-package	x-package	x	x-package	x-package
Sani potti	x	x	x	x	x	x	x
Three speed roof fan	x	x	x	x	x	x	x
Roof air conditioner	x	x	x	x	x	x	x
Power range hood (12 volt)	x	x	x	x	x	x	x
1.9 Cubic foot refrigerator	x	x-package	x-package	x-package	x		
4.6 cubic foot refrigerator	x	x	x	x	x	x-package	x-package
Furnace (16,000 BTU)	x	x	x	x	x	x	x
Conventional Oven	x	x	x			x	
Extra interior 12 volt lights	x	x	x	x	x	x	x
Battery pack	x	x-package	x-package	x-package	x	x-package	x-package
Electric brakes	included	included	included	included	included	included	included
Gravel Shield	x	x-package	x-package	x-package	x	x-package	x-package
10 ft awning	x	x	x	x	x	x	x
TV antenna	x	x	x	x	x	x	x
Cable TV hook up	x	x	x	x	x	x	x
Dual gas tanks	x	x	x	x	x	x	x
Screen door	x	x-package	x-package	x-package	x	x-package	x-package
Small window over range	included	included	included	included	included	included	included
Front cabinet	x	x			x	x	
Rear cabinet						x-package	x-package
Side cabinets	x	x-package	x-package	x-package	x	x-package	x-package
Cabinet over sink	x	x-package	x-package	x-package	x	x-package	x-package
Silverware drawer	x	x-package	x-package	x-package	x	included	included
Outside step	x	x	x	x	x	x	x
2" reciever for bike racks	x	x	x	x	x	x	x
Exterior Ground fault outlet	x	x	x	x	x	x	x
Stove cover	x	x	x	x	x	x	x
Mircowave oven	x	x	x	x	x	x	x
Wheel on jack	x	x	x	x	x	x	x
Gas & electric water heater	x	x	x	x	x	x	x
Gas hot water heater	x	x-package	x-package	x-package	x	x-package	x-package
Group 27 battery pack	x	x	x	x	x	x	x
12 volt water pump	x	x-package	x-package	x-package	x	x-package	x-package
Splash guard	x	x	x	x	x	x	x
Vinyl floor	x	x	x	x	x	x	x
Extra fresh water tank	x	x	x	x	x	x	x
Sink in bathroom			x	x		x-package	x-package
Propane gauge	x	x	x	x	x	x	x
Heat strip for roof air	x	x	x	x	x	x	x
12 volt plug	x	x	x	x	x	x	x
Extra 120 volt interior plugs	x	x	x	x	x	x	x
Grey water tank	x	x-package	x-package	x-package	x	x-package	x-package
Front porch light	x	x	x	x	x	x	x

KEY: X = available option on all 16 foot configurations Included = included in all 16 foot configurations
X package = available as an option and as part of the option package for this unit and floor plan

Great Features and
More Sleeping Space

Scamp 19'



19' Specifications

Fiberglass construction
Overall length 19'
Overall height 8' 10"
Overall width 6' 8"
Interior length 17' 10"

Interior height 6' 3"
Interior width 6' 6"
Super insulation (R15)
30 amp power converter
12 Volt lighting
Ice box standard
12 gallon fresh water tank

Sleeps one to six
Table converts to bed
Sofa converts to bunk beds
Queen size bed in loft
Clothes closet by door
Marine Headliner wall fabric
Four inch cushions

Wood panel cabinet doors
Two burner propane stove
Dual Propane tanks
Porch light
Roof vent
Curtains
Sink

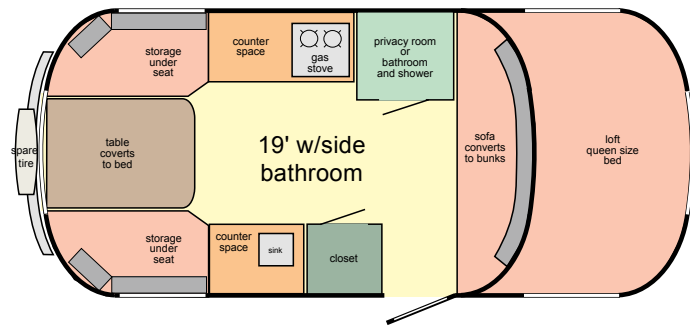
Approximate weight 2200-2800
3500 pound torsion axle
Hitch weight 400 pounds
10" electric brakes
25 foot 30 amp Electric supply cord
Spare tire & cover
Safety chains

Tires: 14" C load radial standard
Plexiglas front window
11 gauge steel tube frame
Extra lights and outlets available
Carpet flooring standard
Fiberglass cabinets
Crank open windows & screens

Mounted rear stabilizer jacks
Outside step
Includes hitch for truck

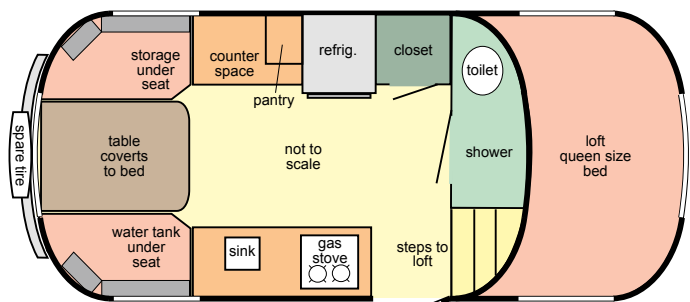
Standard Option Package

- Standard option package
- Shower & toilet
- City water
- 1.9 cubic foot refrigerator
- Battery pack (group 24)
- Screen door
- Side cabinets
- Cabinet over sink
- Silverware drawer
- Gas hot water heater
- 12 volt water pump
- Grey water tank

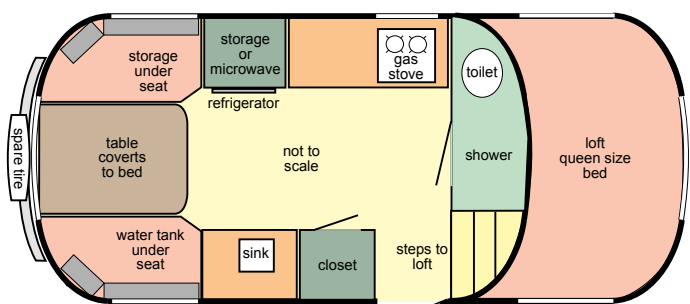


Deluxe Wood Option Package

- Deluxe option package
- Shower & toilet
- City water
- 4.6 cubic foot refrigerator
- Battery pack (group 24)
- Screen door
- Rear cabinet
- Side cabinets
- Cabinet over sink
- Silverware drawer
- Gas hot water heater
- 12 volt water pump
- Grey water tank



Layout A



Layout B



	19 Standard	19 Deluxe Layout A	19 Deluxe Layout B
Shower & Toilet	x-package	x-package	x-package
Toilet only	x	x	x
City water	x-package	x-package	x-package
Sani potti	x	x	x
Three speed roof fan	x	x	x
Roof Mount air conditioner	x	x	x
Power range hood (12 volt)	x	x	x
1.9 Cubic foot refrigerator	x-package		
4.6 cubic foot refrigerator	x	x-package	x-package
6.0 cubic foot refrigerator		x	
Furnace (16,000 BTU)	x	x	x
Conventional Oven	x	x	x
Extra interior 12 volt lights	x	x	x
Battery pack	x-package	x-package	x-package
Electric brakes (10 inch)	included	included	included
12 ft awning	x	x	x
TV antenna	x	x	x
Cable TV hook up	x	x	x
Dual gas tanks	included	included	included
Screen door	x-package	x-package	x-package
Small window over range	included	included	included
Front cabinet		x	x
Rear cabinet		x-package	x-package
Side cabinets	x-package	x-package	x-package
Cabinet over sink	x-package	x-package	x-package
Silverware drawer	x-package	included	included
Outside step	included	included	included
2" reciever for bike racks	x	x	x
Exterior Ground fault outlet	x	x	x
Stove cover	x	x	x
Mircrowave oven	x	x	x
3" raise	x	x	x
Gas & electric hot water heater	x	x	x
Gas hot water heater	x-package	x-package	x-package
12 volt water pump	x-package	x-package	x-package
Splash guard	x	x	x
Vinyl floor	x	x	x
Extra fresh water tank	x	x	x
Sink in bathroom		included	included
Heat strip for roof air	x	x	x
12 volt plug	x	x	x
Extra 120 volt interior plugs	x	x	x
Grey water tank	x-package	x-package	x-package
Front porch light	x	x	x

KEY: X = available option on all 19 foot configurations
Included = included in all 19 foot configurations
X package = available as an option and as part of the option package for this unit and floor plan

Scamp

13'

16'

19'

www.scamptrailers.com 800.346.4962



Built in Minnesota, USA 15

Scamp

Manufactured exclusively by EVELAND'S Incorporated
Box 2 • Backus, Minnesota 56435 • Local 218.947.4932
www.scamptrailers.com



13'

16'

19'

Scamp is a family owned business in central Minnesota since 1971. We guarantee a quality trailer with a warranty to ensure you get the best value for your travel dollar. Your custom Scamp Trailer can be picked up in Backus, MN, 40 miles north of Brainerd or we can deliver your Scamp anywhere in the continental United States. Call our toll free number 1.800.346.4962 for current pricing and to request our DVD or visit us on-line at www.scamptrailers.com to see our on-line video.