

The King of the Mountain



BIGHORN

The King of the Mountain

BIGHORN



A New Level of Luxury

The stunning BIGHORN by Heartland Recreational Vehicles is nothing short of spectacular - in both its luxurious interior appointments and outstanding design concepts. Featuring real hardwood cabinets, including stiles, oil-rubbed bronze hardware and lighting, magnificent furnishings, flush-floor slide-outs and an abundance of interior and exterior storage space, the BIGHORN is truly a fifth wheel that is taking affordable luxury to the next level.



You'll appreciate the hand-crafted touch found in each BIGHORN, like the stately slide-out fascia moldings that surround every slide room.

Entertainment

A 40" LCD High Definition flat screen TV with home theatre system provides high quality entertainment, while comfortable recliners and sofa highlight this 3610RE rear entertainment living room. Decorative glass inserts add a residential touch to the room, while hard-sided window valances frame the oversize windows which provide an excellent view of your surroundings.



Shown in Optional Cherry Wood



The hardwood dinette table features a self storing leaf extension, as well the dinette chairs flip up seats, provide a great place to store games or valuables.



BIGHORN's residential designs show well in the this 3185 entertainment area where you'll find a large pull-out work desk with plenty of leg room; a fireplace with custom mantle; roomy overhead and large 40" LCD flat screen TV and elegant slide room fascia.



The King of the Mountain

BIGHORN

Designer Kitchens

The stunning island kitchen in the BIGHORN model 3185 offers a tremendous amount of great overhead and base cabinet storage! All stained hardwood cabinetry throughout really sets this kitchen apart from other "pretenders", while an abundance of upgraded, solid-surface countertops with two tone bull nose edge means you will never lack for meal preparation space again.



The BIGHORN kitchen is designed with you in mind. A harmonious balance of food and equipment storage, preparation area equipped with name brand appliances integrated with large solid surface countertops and large usable clean-up area. This combination offers the most sensible, residential kitchens available in a luxury fifth wheel.





Storage Galore!

You'll never lack for storage space in a BIGHORN fifth wheel! That's because we listen to our customers and maximize every possible square inch of interior space. With all of this storage space, you will never have to compromise on what you choose to serve to your family or guests. That's what true, extended stay camping is all about - enjoying the luxuries of home - without compromise.



The deep, stainless-steel kitchen sink features built-in sink covers and a flexible sprayer faucet.



TRUE SOLID-SURFACE.



BIGHORN's HANEX™ TRUE RESIDENTIAL SOLID SURFACE Counter Tops increase the usability, beauty and value of our coaches. The advanced blend of natural materials and pure, acrylic polymer is formed over a strong plywood base, providing

design versatility and long-term performance to our customers. Hanex™ is one of the toughest counter tops in the world that is both durable and RENEWABLE. RENEWABLE means it is the same consistency through and through and if scratched or chipped, can be easily repaired so that it looks like new!

The competition on the other hand... offers only a thin layer of FIBERglass, adhered to lesser quality particle board material that disintegrates when it gets wet. The FIBERS of these counter tops tend to stick out of the bottom edges and are painful to the touch.



vs. THIN FIBERGLASS.



BIGHORN's steel ball-bearing drawer guides not only provide the smoothest possible operation, but are able to hold more than 30 lbs. as witnessed by this cinder block! You will not find any of the cheap, import drawer guides like the competition offers in our coaches! These deeper drawers are designed to fully extend past the cabinet faces, so no more scraped knuckles trying to get to the back of them. It's simply the best drawer system in the industry!

The King of the Mountain

BIGHORN

Fit For A King!

Whether it's retreating from a long day or just lounging around, the BIGHORN king bed offers incredible comfort in a very elegant setting. Framed by stunning fascia and matching headboard, the bed slide offers reading lights, as well as two windows for improved cross ventilation.

This luxurious bedroom offers an abundance of wardrobe and drawer space, complemented by deep shelves.

HAND RUBBED
ANTIQUE GLAZED CHERRY



Don't settle for anything less than all hardwood cabinetry, including the stiles which are pre-drilled and screwed for long lasting function.

BIGHORN features *Four elegant interior decors.*

Exclusively Engineered & Built for HEARTLAND

- 3½ Memory foam Pillow top construction
- 5 Year Warranty
- 12" tall mattress profile
- Fits standard sheet sets
- No Flip Design



Godiva



Saddle



Truffle



Woodland



Jade



TV Optional

Livability

Some BIGHORN models offer a "side aisle" layout, which offers one of the largest private bath designs in the industry. Accessible from the hall or the bedroom, this private bath is larger than most residential bathrooms. The large one piece, neo-angle shower features a glass door, a hand-wand spray head, and overhead skylight.



The residential feel of the BIGHORN bedroom suite is accomplished by features such as our custom-built hardwood dresser with six oversized drawers and shelf storage. In addition, there is a large overhead cabinet with decorative glass insert and a built-in TV cabinet.

On select BIGHORN models, you'll find a large linen closet, designed to house a stackable washer/dryer.



Preserving our environment is very important to HEARTLAND. We strive to reduce, reuse and recycle in every facet of the corporation. We are reducing paper waste with new electronic processing, our vendor partners reuse packaging and crating for many components and we recycle all aluminum scrap, wood cutoffs, skids, wire, cardboard and plastic containers.

Heartland is doing our part to preserve the environment so you and your children's children can enjoy RVing in all that our precious environment has to offer.



The King of the Mountain

BIGHORN

YOUR LAMINATED WORLD...

Strength, Durability & Comfort BEYOND COMPARE!

The combination of these three systems bring you the Strongest and Lightest construction available while also providing unparalleled noise reduction, thermal insulation and durability. Protecting your investment is important to HEARTLAND. Laminated construction provides that protection in addition to offering peace of mind that you will be spending more time enjoying your family and travels than worrying about repairing your RV.

LAMINATED WALL SYSTEM



**2" THICK
SIDEWALLS!**

Double Welded, Fully Laminated
Sidewall Construction



Lightweight
ALUMINUM



Just an 1/8" thick foam cup protects your hand from scalding hot coffee... imagine what nearly 2" of block foam does for your Laminated Heartland Sidewall!

LAMINATED FLOOR SYSTEM



BIGHORN's LAMINATED Floor System is one of the STRONGEST FLOORS in the industry! Featuring sturdy 2.5" Aluminum Framing; thick Block Foam Insulation; One-Piece Seamless Decking and a Thermo-Board Luan on the bottom. All of this is Laminated together for Maximum Strength and Insulation R Value - virtually eliminating flex in the floor!



NO MORE FLEX!

Competition's Non-Laminated Floor

Traditional RV Floor Construction often flexes in the middle of the coach - because that's where the holding tanks are located and there is no steel frame support under the lumber.

BEST-IN-CLASS

- INSULATION - R VALUE
- NOISE REDUCTION
- DURABILITY
- STRENGTH
- LOOKS



- RUBBER SKIN
- WOOD DECKING
- BLOCK FOAM INSULATION
- ALUMINUM RIBS & PERIMETER
- DECORATIVE, TEXTURED CEILING VINYL

5 INCHES - FIVE LAYERS



Strength, Durability & Comfort BEYOND COMPARE!

SOUND BARRIER



THERMAL EFFICIENT



SUPER STRENGTH



HEARTLAND's LAMINATED Floor Construction easily supported over 1,800 lbs. of Water Jugs in one spot - resulting in less than 1/4" of flex!!



HEARTLAND's 3" LAMINATED FLOOR

Heartland builds recreational vehicles with as many residential features and construction methods as possible and we are excited to introduce this 3" Laminated Floor System in our BIGHORN fifth wheels. Choose Heartland for Maximum Strength; Maximum Insulation Value; and Minimal Flex!!

LAMINATED ROOF SYSTEM

The King of the Mountain



NOTHING TURNS LIKE THE ORIGINAL
88°
 ACHIEVE 88° TURNING!
 IN A SHORT-BED, EXTENDED CAB TRUCK

CORNERING IN-TOWN or BACKING INTO CAMPSITES

BEWARE OF IMITATIONS!
 PATENT PENDING!

**Perfect for Short-Bed, Extended-Cab Trucks
 No Slider Hitch Necessary**



STUNNING FRONT CAP DESIGN
 The fiberglass front cap for the BIGHORN is all new with sleek radiuses and design lines flowing through it. The Patented turning radius design is perfect for short-bed, extended-cab trucks!

ZERO° TESTED!

Heartland 5th wheel Construction has been subjected to rigid testing in the famous DOMETIC™ extreme temperature testing chamber where it passed with flying colors! The chamber is set to 0° to test the unit's heating efficiency, followed by being set at 100° to test its cooling efficiency. With our thick 2" laminated walls; enclosed and heated underbelly; and insulated floor - the interior of the Heartland coach remained warm and comfy during the sub-freezing test and nice and cool during the heat test!



Hydraulic Landing Gear

Hydraulic Gear is 14.46 times FASTER than conventional electric landing gear.

EXTEND

Hydraulic w/ load **9.4 Seconds**

Electric w/ load **2.26 Minutes**

RETRACT

Hydraulic w/ load **6.8 Seconds**

Electric w/ load **1.75 Minutes**

Extend and Retract time for Hydraulic and Electric Landing Gear: Based on 15 inches of travel



Enjoy the convenience of not carrying keys everywhere. We use the same automotive system Ford Motors uses on their popular luxury cars. The keypad illuminates for easy night time access and you can change the pin code as often as desired for added security.



- Hydraulic Lifting Capacity is 2.1 times Greater than electric
- 9 inch Round foot pads on hydraulic landing gear legs have a compression area of 254 sq in per leg or 508 sq in total
- 6 inch x 9 inch Electric foot pads only have a compression area of 54 sq in per leg or 108 sq in



HEATED AND ENCLOSED UNDERBELLY
 This one-piece corrugated plastic underbelly is fitted and attached to the

entire length of the fifth wheel, providing a thermal barrier that is easily removed for access to the underbelly. The underbelly area is insulated and heated from the furnace to help protect against the elements.

The Largest Storage in It's Class!

BIGHORN's new drop-frame design provides for over 140 cubic feet of the cleanest pass-through storage ever accomplished in a fifth wheel. Featuring Heartland's durable vinyl diamond-plate finish that keeps your valuables in place during transit, this extra-large compartment can house all of these storage bins and more!!



Every BIGHORN now comes standard with these sturdy steel tie-downs in the exterior storage compartment – excellent for securing your gear during travel.



With electrical outlets and video hook-ups, there's room in here for a mini-fridge, a TV and other electronics for access under your awning at a tail gate or when just sitting around the campsite.



Enjoy the sleek, modern looks and functionality of BIGHORN's new optional bus style slam doors equipped with heavy duty struts for easy operation and they prevent unexpected closings due to wind. Oversized pull latches open easily. The tight automotive rubber seal protects your belongings from moisture and BIGHORN's compartments are keyed for security using keys and locks unique to BIGHORN.



Trail-Air's EQUA-FLEX rubber-cushioned equalizer suspension system with shocks is standard on every BIGHORN and provides an incredibly smooth ride.



Universal Docking Center


One of Heartland's most famous innovations, this docking center holds all of the coach's system hook-ups including the satellite; phone; cable; city water fill; black tank flush; exterior hot and cold shower; winterization valves, and all-tanks pull handles (no more crawling under slide-outs to reach the handles!).

The King of the Mountain

BIGHORN



A) Upgraded Antenna for Better Reception.



B) Strong 12" I-Beam Frames on all Quad Slides and 3580RL



C) Electric Outlet at the Awning for Light Strings - Also, Optional Electric Awning Available.



D) One-piece fiberglass shower with flex sprayer - extra support built into the floor.



E) A real residential porcelain sink - not cheap plastic like the others



F) Brand Name SAMSUNG™ Home Theatre/Stereo System. Additional speakers allow you to listen to audio in the bedroom.



G) Optional Electric Power Cord Reel - Never wind up that heavy 50-amp cord again!



Heartland's optional ToyLok is perfect for quickly and easily securing bikes, grills, furniture and anything else that needs to be secured when you leave your site unattended.



HIDE-A-BED
AIR-MATRESS

Yet another BIGHORN smart design - the air-mattress hide-a-bed sofa offers the ultimate in comfort, as well as a deep drawer that is perfect for storing throw blankets and other items.

STANDARDS

HAND CRAFTED CABINETRY

- All **HARDWOOD** Cabinetry Throughout (Including Stiles)
- Amish-Crafted Natural Hardwood Cabinet Doors w/ **hidden hinges** and Drawers
- All Cabinet Frames are Pre-Drilled, and Screwed Together - not stapled
- Baltic Birch Drawer Construction (Real Wood)
- Deluxe **Ball-Bearing** Drawer Guides

PATENT PENDING Front Cap and Frame Design - SPECIALLY Designed and Engineered For SHORT BED TRUCKS

- Allows for 88" Turning Radius on Short Bed, Extended Cab Trucks
- Truly Unique Aerodynamic Profile

UNIVERSAL DOCKING CENTER -

For the Next Generation of 5th Wheels :

- 12 Volt Light
- Exterior Shower with Hot & Cold Water
- Black Tank Flush System Hook Up
- City Water Hook Up
- Shielded RG-6 Coaxial Cable Hook Up
- Satellite Hook Up (Roof OR Tri-Pod)
- Telephone Hook Ups
- All Tanks Pull Handles
- Winterization Valves

LARGEST EXTERIOR STORAGE IN IT'S CLASS!

- Offering Over 140 Cubic Feet of Storage!
- Durable **Diamond** Flooring
- Large Insulated **Bus Style Slam Baggage Doors**
- Unobstructed Pass-Through Design
- 12V Lights
- 1Cable Outlet / 110V Outlet

BEDROOM

- Large **Walk-In Front Wardrobe** with Built-In Shoe Storage and **W/D Prep**
- **King Size Bed**
- **Memory Foam Pillow Top Mattress** (N/A 3385RL)
- Two Windows in Slide for Better Air Flow
- Large Dresser w/6 Large Drawers & O.H.
- 6'-4" Bedroom Ceiling Height Throughout
- Level Floor between Bath and Bedroom
- Adjustable Reading Lights Over Bed
- Deluxe Headboard Design
- **Pullout Storage Drawers in Steps**

WALL CONSTRUCTION

- Laminated Fiberglass Sidewalls
- Double-Welded Aircraft Quality Aluminum SUPERSTRUCTURE Cage Construction
- Drip Rail w/Down Spouts
- Deluxe Exterior Awning

STANDARD WINDOW FEATURES

- Dark Tinted Safety Glass Windows with UV Inhibitor
- Huge Panoramic Rear Bay Window
- Huge Panoramic Windows in Dinette
- **“Welcome Back Light”**

- Ventilation Slider Side Windows
- Light at Entry Step
- Brushed Aluminum Rear Ladder

LAMINATED ROOF CONSTRUCTION

- 5" Welded Aluminum Attic Trusses
- Walkable Roof Decking (3/8")
- One-Piece Seamless EPDM Rubber Roof
- Radius Metal Roof Cap
- R-14 Formaldehyde Free Block Foam
- Moisture Ventilation Caps

LAMINATED FLOOR CONSTRUCTION

- Strong 3" Aluminum Framing
- Block Foam Insulation
- 5/8" Seamless Decking (No Seams)
- Thermo-Board Luan on the Bottom

FRAME & LANDING GEAR

- Strong 10" I-Beam Frame w/Rust Prohibitive Coating (12" on quad slides & 3580)
- Hydraulic Landing Gear Jacks
- Spring Loaded Snap Pins
- Heavy Duty Electric Rear Stabilizer Jacks

TIRES & AXLES

- Heavy-Duty E-Rated 16" Tires (G-Rated on 3600, 3670, 3580, 3610)
- **Aluminum Rims**
- Spare Tire
- **Equa-Flex™ Suspension System** by Trail-Air with Shocks - for the Smoothest Ride Around
- 6,000 lb. Axles with ULTRA-Lube™ Hubs (**7,000 lb. Axles** on 3670, 3580, 3585, 3610)
- 2 x 12" Brakes
- Monogrammed ABS Fender Skirts

UNDERBELLY

- Seamless Corrugated Underbelly Material
- Heated and Enclosed Underbelly
- Heated and Insulated Holding Tanks & Gate Valves
- **Flexfoil Insulation (R-14)**

PLUMBING

- Color-Coded **Plumb-PLEX™** Water Lines w/10/25 Year **Warranty**
- Quick Drain for Water Tank
- Quick & Easy Winterization System

TANK SIZE & LP GAS SYSTEM

- 75 Gallons - Fresh Water Capacity
- 135 Gallons Waste Water - 90 Gal. Grey / 45 Gal. Black
- (2) 30# LP bottles w/Auto Change Over

POWER

- **60 AMP/12V DC Power Converter**
- 55 Amp Detachable Marine Cord
- Dual Battery Box
- 110V Exterior Electrical Receptacles
- **Battery Disconnect & 1 Battery**

HEATING

- Seamless One Piece In-Floor Heat Duct
- 35,000 BTU Furnace (40M in 3670, 3580, 3585, 3610)
- Heated Stool Room (N/A 3580)

COOLING

- Insulated In-Roof Air Conditioning System for Maximum Efficiency
- 15,000 BTU Air Conditioner
- Air Conditioned Stool Room

TOTAL INSULATION VALUES

- Walls - R9 **All Formaldehyde-Free*
- Roof - R23 *Insulation.*
- Main Floor - R27 • Upper Deck Floor - R14

MAIN SLIDE ROOM

- 6'-5" Ceiling Height
- Hydraulic Operating System
- Selector Valves for Slide Rooms
- One Piece Steel Header Support
- Double Squeegee Seals w/One-Piece Weather-proof Floor Pan.
- 12V Lights
- Cabinets Above Sofa and Dinette
- Hydraulic Manual Override System

ENTERTAINMENT & CONNECTIONS

- Home Theater Surround Sound System
 - Computer Desk Station (most models)
 - Black Glass Door Inserts
 - **32" LCD HIGH DEFINITION TV**
- ### INTERIOR STANDARDS
- Day/Night Shades (night shades/BDRM)
 - Hardwood Entry Handle
 - Custom Slide Out Fascias
 - **Oil-Rubbed Bronze Lighting Package**

LIVING ROOM

- Hardwood End Table
- High Back Cloth Rocker/Gliders
- Upgrade Hide-a-Bed Sofa w/ Air Mattress
- 110V Ceiling Fan with Light Kit
- Decorative Border Tape

APPLIANCES AND LIGHTING

- 9 Cu.Ft Dometic™ Refrigerator with Hardwood Door Inserts
- 3-Burner Cook Top w/Oven
- **30" Microwave Oven over the Range**
- Boutique Pull Out Sprayer Faucet in Kitchen
- 12 Gal. Water Heater (Gas/Electric DSI)
- **4" Round Halogen Ceiling Lights**

MIRRORED CLOSET/UTILITY CENTER

- Exterior Lights Switches
- Coat Hooks
- Water Heater DSI Switch
- Full System Monitoring Panel
- Master Control Slide Switch

KITCHEN

- **Real Solid Surface Countertops w/ Colored Insert**
- **BeauFlor Resilient Flooring**
- 34" Residential Sized Cabinets
- Toe Kicks (most models)

- Residential Size, Stainless Steel Kitchen Sink w/Sink Covers
- 22" Deep Residential Size Drawers
- Deluxe **Ball-Bearing, Full Extension Drawer Guides**
- Custom Crafted Dinette Table and 4 Chairs w/built-in storage
- Large, Deep Pantry
- Pull Out Sprayer Faucet in Kitchen
- **Fantastic™ Fan w/Rain Sensor**

BATH AREA

- 6'-4" Bath/Bed Ceiling Height Throughout
- **BeauFlor Resilient Flooring**
- **Porcelain Sink w/Solid Surface Countertop**
- Large Mirrored Medicine Cabinet
- Linen Base Cabinet Storage

SHOWER

- **1-Piece Fiberglass Shower**
- Elegant Glass Shower Surround
- Domed Skylight Over Shower

COMMUNE ROOM

- Power Roof Ventilation
- Dual 12V Lights with Soft Lighting Lenses
- Porcelain Commode w/Foot Flush
- Recessed Storage Shelf
- Heat Duct (NA 3580RL) and Air Conditioning Duct

OPTIONS

EXTERIOR

- Keyless Entry
- Trail-Air Hitch
- High Gloss Exterior
- Slide-Topper Awnings
- Dual Pane Windows
- Generator Prep
- ABS Hitch Cover
- Electric Power Cord Reel
- Slam Baggage Doors

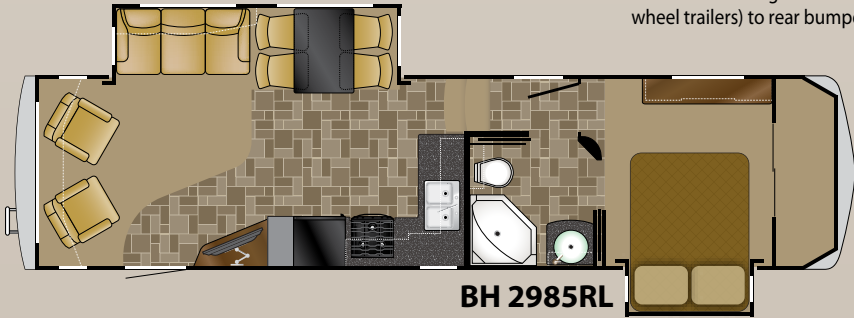
INTERIOR

- Hand Rubbed Antique Glazed Cherry Cabinets & Facia
- Electric Fireplace
- Convection Oven
- Countertop Extension
- Deluxe Pillow Package
- High-Back Desk Chair
- 19" LCD TV in Bedroom
- Ultra Leather Recliners
- 2nd A/C (Low Profile 13.5 BTU BdRM.)
- Central Vacuum System
- 9 cu. ft. Refer with Ice Maker
- Dometic Elite (2x2) 4 Door Refer w/ Ice Maker
- Fantastic Fan in BdRM. w/Rain Sensor
- Booth Dinette
- Queen Bed IPO King Bed

The King of the Mountain

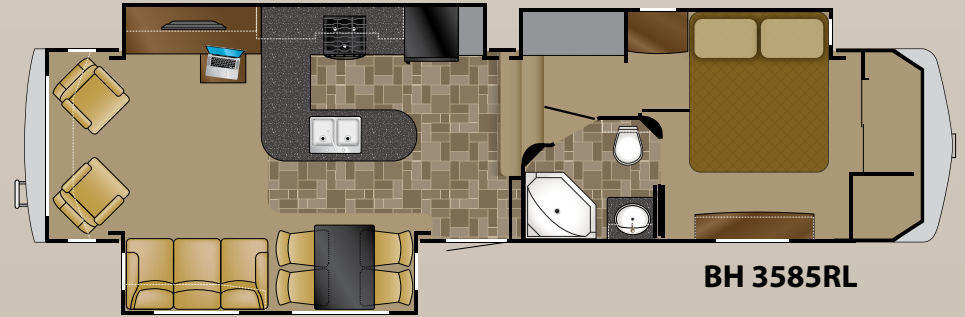


Note: Overall Length defined as tow point (Ball coupler for travel trailers / King pin for 5th wheel trailers) to rear bumper. It does not include the rear ladder. Add 9" w/ Extended Pin Box



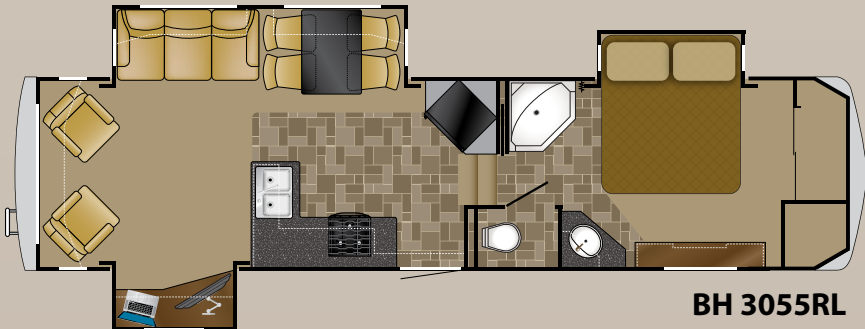
BH 2985RL

GWVR: 14,000 Dry: 10,352
 Length: 33'-9" Width: 96" Height: 12'-11½"



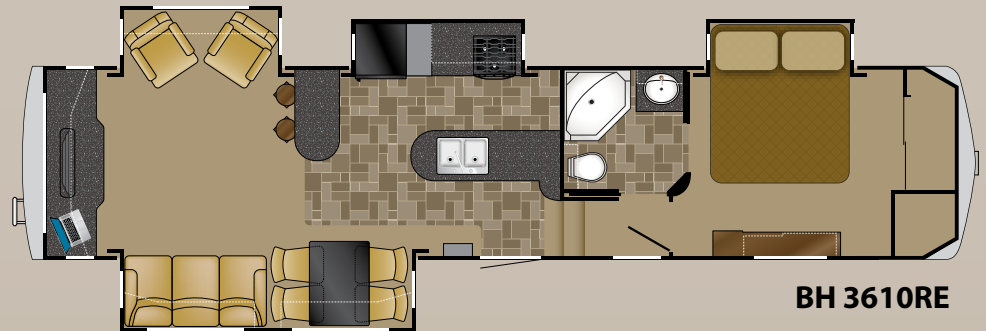
BH 3585RL

GWVR: 16,000 Dry: 11,950 Est.
 Length: 38'-4" Width: 96" Height: 12'-11½"



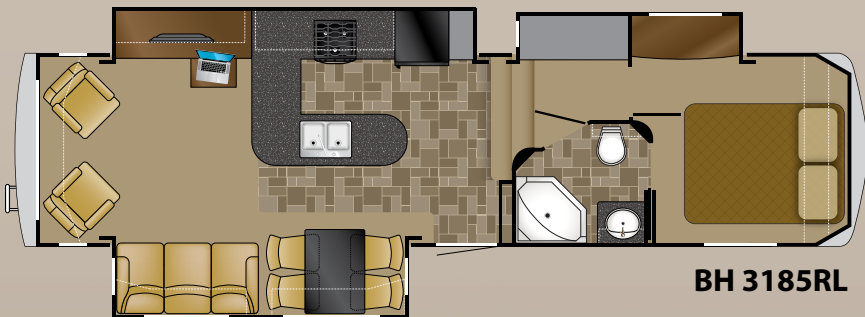
BH 3055RL

GWVR: 14,000 Dry: 11,076
 Length: 34'-4" Width: 96" Height: 12'-11½"



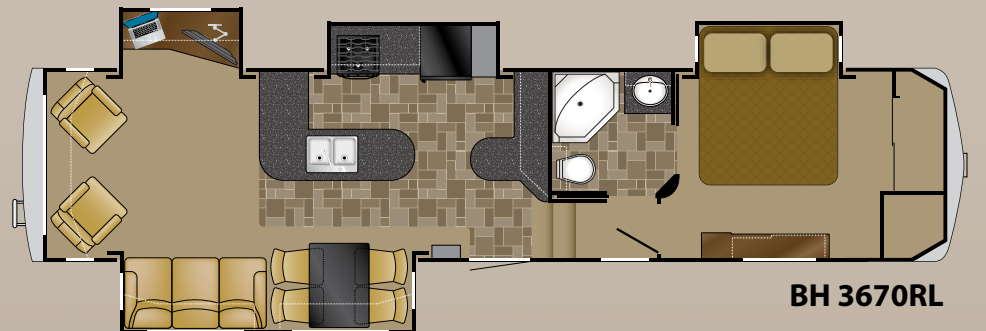
BH 3610RE

GWVR: 16,000 Dry: 12,383
 Length: 38'-6" Width: 96" Height: 12'-11½"



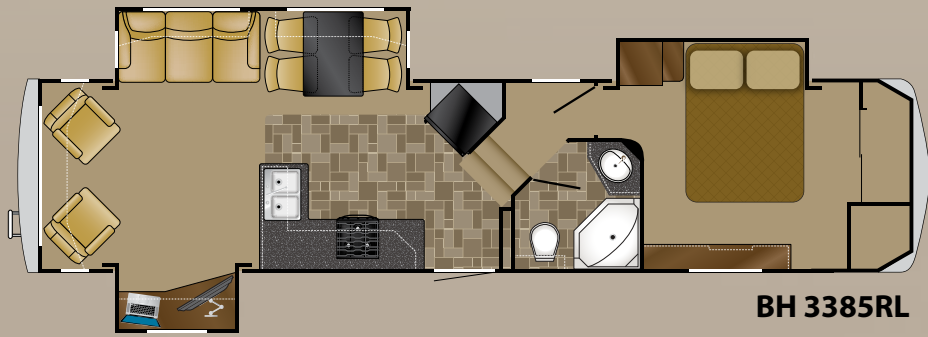
BH 3185RL

GWVR: 14,000 Dry: 11,221
 Length: 35'-0" Width: 96" Height: 12'-11½"



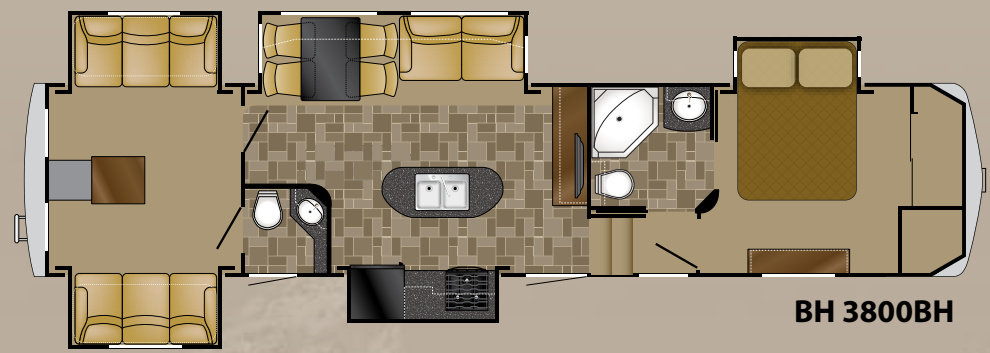
BH 3670RL

GWVR: 16,000 Dry: 12,161
 Length: 38'-1" Width: 96" Height: 12'-11½"



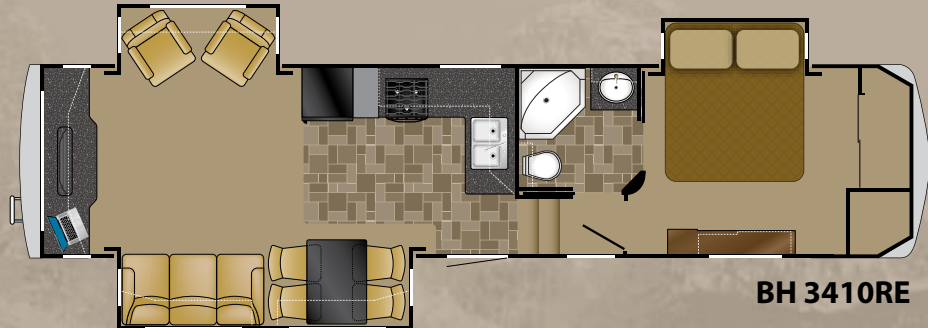
BH 3385RL

GWVR: 14,300 Dry: 11,391
 Length: 36'-4" Width: 96" Height: 12'-11½"



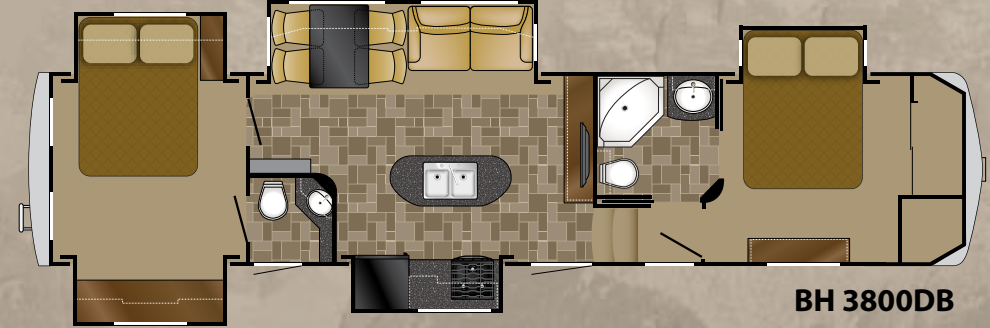
BH 3800BH

GWVR: 16,000 Dry: 12,988
 Length: 39'-6" Width: 96" Height: 12'-11½"



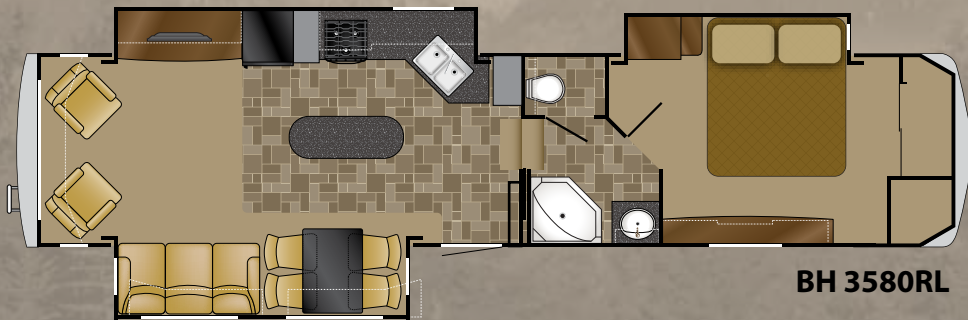
BH 3410RE

GWVR: 14,500 Dry: 11,548
 Length: 36'-9" Width: 96" Height: 12'-11½"



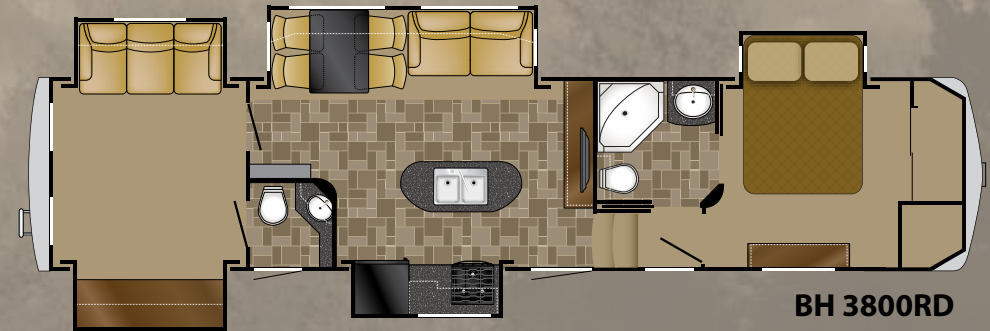
BH 3800DB

GWVR: 16,000 Dry: 12,950 Est.
 Length: 39'-6" Width: 96" Height: 12'-11½"



BH 3580RL

GWVR: 16,000 Dry: 12,271
 Length: 38'-8" Width: 96" Height: 12'-11½"



BH 3800RD

GWVR: 16,000 Dry: 12,950 Est.
 Length: 39'-6" Width: 96" Height: 12'-11½"



BIGHORN TYPICAL CAPACITIES:

- | | |
|------------------------------|---|
| Fresh Water: 75 gal. | A/C: 15,000 BTU |
| Grey Water: 90 gal. | Furnace: 35,000 BTU (40K on Quads) |
| Black Water: 45 gal. | LP: Two (2) 30# tanks |
| Water Heater: 12 gal. | Converter: 60 Amp |



Heartland Recreational Vehicles
1001 All-Pro Drive • Elkhart, IN 46514 • 574-262-5992

Community. Convenience. Close-to-home.

Where you purchase your recreational vehicle is ultimately your decision but Heartland urges you to consider buying at your local dealer. Dealers are part of your community, providing jobs and contributing to your local economy. These dealers are under obligation to provide warranty service for products they sell, but are not legally required to service products purchased from other dealers. At some point, you may need to return to the dealer you buy from - why not stay close to home? After all, home is where your Heartland is!

BENEFITS OF PURCHASING YOUR RV LOCALLY:

- You enjoy valuable relationship building with Dealer Representatives, close to your home, who will explain the features and benefits of the product.
- You receive a full product orientation prior to delivery, which includes hands-on directions for many of the coach's systems and functions. You are also introduced to the Dealership's Service/Parts/Warranty personnel who are at the ready to help you with any issues you may encounter, now and in the future.
- You enjoy customer PRIORITY. Dealerships generally service their purchasing customers first - others may experience long delays and miss opportunities to use their RV. What is it worth for you to have a dealership's full attention and motivation to satisfy you when you need service - in a timely manner?
- Valuable TAX dollars and jobs stay in YOUR community which pays for your roads, schools, police and fire departments.

DON'T UNDERESTIMATE CUSTOMER SERVICE AND PERSONAL CARE!

For Canadian Residents: If you purchase an RV out-of-country, there are additional fees, taxes and inspections that must be met before bringing your product home. Your local Canadian dealers are experts in these provisions.

Your Authorized Heartland Dealer:

www.HEARTLANDRVS.com



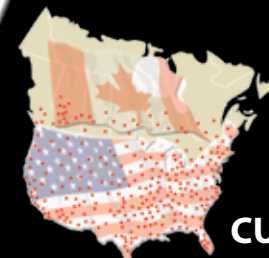
- Experience:
- Product Walk-Through Videos
 - Side By Side Comparisons
 - Feature Videos • Photo Galleries
 - Virtual 360° Tours
 - Detailed Floor Plans
 - News • Testimonials
 - Customer Service
 - Service Locator
 - Owners Club • More
- at our Informative Web Site



VENDOR DIRECT 800#	
CALL DIRECT FOR DIRECT RESULTS!	
TOLL FREE & WARRANTY PHONE NUMBERS:	
LIPPERT 1-888-624-9121	SHUREAN 1-423-775-3171
DEKXER A&L 1-674-265-7885	SWAN 1-800-238-7926
DOMETIC 1-800-544-4483	B & B 1-574-239-7838
NORCO 1-800-347-2292	FLAIR 1-574-534-2163
SHUR FLOW 1-800-854-3212	SEAT TECH 1-866-534-7821
THEYFORD 1-800-543-1213	ONAN 1-800-898-6626
KIB 1-800-250-7951	COMPLEX 1-800-668-6963
TREDIT TIRE 1-866-443-9997	MAIER 1-877-461-4789
A.S.A. 1-800-688-3155	CAREFREE 1-800-623-3239
PROGRESSIVE 1-269-781-4241	DISA 1-800-479-6994
CHENG 1-877-264-8999	WHILDGILL 1-800-545-9098
ATWOOD 1-866-465-3118	MAYTAG 1-800-545-9098
	NORCOLD 1-800-543-1219

Call Direct,
Fast Results!
800# LABEL
IN EVERY HEARTLAND

We provide a convenient sticker in each coach listing the warranty phone numbers of our most common vendor partners so that if you choose to, you may work directly with them to more quickly resolve issues or obtain replacement items.



HEARTLAND
CUSTOMER SERVICE
WE'VE GOT YOUR BACK!

Over 40 men and women located in a dedicated facility servicing our customers every day. With a dealer network of over 400 locations across the U.S. and Canada, you're never far from an authorized Heartland dealer.

Product information is as accurate as possible as of the date of publication of this brochure. Due to Heartland's commitment to continuous product improvement - floorplans, materials, components, features, specifications, options, etc. are subject to change without notice or obligation to Heartland Recreational Vehicles.

Product information and specifications apply to coaches beginning with serial number 214519

Tow Vehicle Caution: Owners of Heartland recreational vehicles are solely responsible for the selection and proper use of tow vehicles. All customers should consult with a motor vehicle manufacturer or their dealer concerning the purchase and use of suitable tow vehicles for Heartland products. Heartland disclaims any liability or damages suffered as a result of the selection, operation, use or misuse of a tow vehicle. Heartland's limited warranty does not cover damage to the recreational vehicle or the tow vehicle as a result of the selection of the tow vehicle.

See your nearest Heartland dealer to review a current model. 55,000 LITHO 1/10