

WILDWOOD TRAVEL TRAILERS

FOREST RIVER  
WILDWOOD



*ADVENTURE AWAITS... GO FIND IT!*

# WILDWOOD



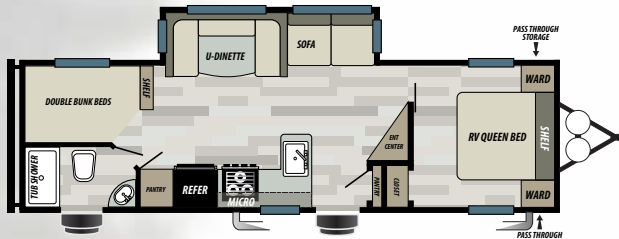


# TRAVEL TRAILERS

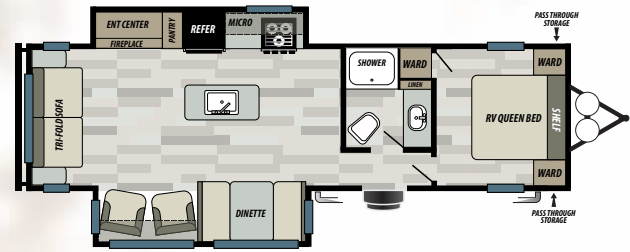
INTERIOR COLORS AND EQUIPMENT MAY VARY

## 27RKS

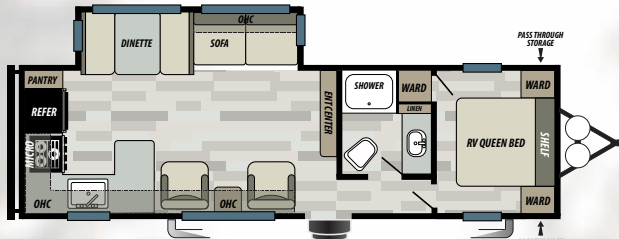
DRY WEIGHT 7,154 LBS



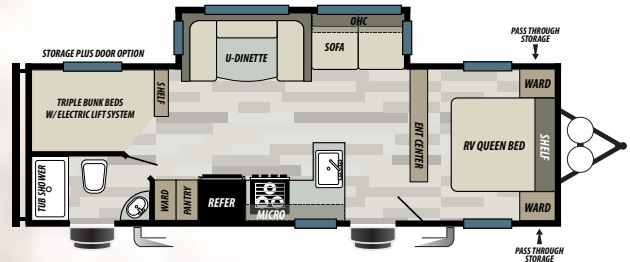
26DBUD



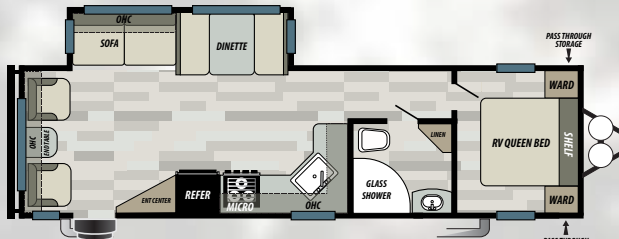
27RE



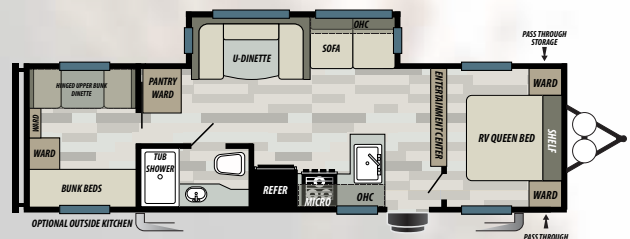
27RKS



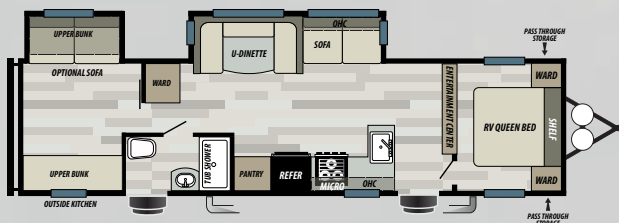
27TDSS



28RLSS



30QBSS



32BHDS

	26DBUD	27RE	27RKS	27TDSS	28RLSS	30QBSS	32BHDS
HITCH WEIGHT (LBS.)	866	877	836	806	844	817	931
GROSS VEHICLE WEIGHT RATING (LBS.)	9999	9999	9999	9980	9999	9985	9999
UNLOADED VEHICLE WEIGHT (LBS.)	7258	7965	7154	6662	7048	7145	8403
CARGO CARRYING CAPACITY (LBS.)	2741	1996	2845	3318	2913	2840	1596
EXTERIOR LENGTH (FT.)	33' 1"	34' 1"	33' 6"	32'	34' 9"	33' 10"	36' 4"
EXTERIOR HEIGHT (FT.)	11' 3"	11' 3"	11' 2"	11' 2"	11' 3"	11' 3"	11' 3"
FRESH WATER (GAL.)	56	56	56	56	56	56	56
GREY WATER (GAL.)	75	60	65	75	80	60	58
BLACK WATER (GAL.)	40	30	28	40	35	30	30
TIRE SIZE (IN.)	15	15	15	15	15	15	15

# STANDARDS & OPTIONS

## CONSTRUCTION AND EXTERIOR

5/8 TONGUE AND GROOVE FLOOR DECKING  
FULL WALK ON SEAMLESS PVC ROOF WITH A 15 YEAR  
MANUFACTURER DEFECT WARRANTY  
EXTRA-LARGE FULL PASS THROUGH STORAGE (PER FP)  
MILDEW RESISTANT VINYL PATIO AWNING  
SAFETY GLASS WINDOWS  
POWDER COATED I-BEAM FRAME  
CAMBERED CHASSIS  
GAS/ELECTRIC QUICK RECOVERY DSI WATER HEATER  
WATER HEATER BYPASS  
2" WALL CONSTRUCTION, 16"(OR LESS) ON CENTER  
TRIPLE SEAL SLIDE OUT SYSTEM  
FLUSH FLOOR ELECTRIC SLIDE OUT  
SWING ARM ENTRY ASSIST HANDLE  
TWO MARINE GRADE EXTERIOR SPEAKERS  
AERODYNAMIC FRONT RADIUS PROFILE  
SMOOTH .40 MIL ALUMINUM FRONT WRAP  
EASY LUBE AXLES W/ SELF ADJUSTING BRAKES  
ONE PIECE SLIP RESISTANT VINYL FLOOR  
R-7 FIBERGLASS INSULATION THROUGHOUT  
TEXTURED ROCKGAURD  
HURRICANE STRAPS  
LP QUICK DISCONNECT  
1 1/4" RECEIVER  
7 WAY CORD HOLSTER

## KITCHEN

NEW SHAKER STYLE CABINET DOORS  
HIDDEN HINGES THROUGHOUT  
DOUBLE DOOR REFER (2YR WARRANTY)  
HIGH RISE SPRING FAUCET  
RESIDENTIAL STYLE UNDER MOUNT KITCHEN SINK  
3-BURNER, HIGH OUTPUT RANGE WITH OVEN (2YR  
WARRANTY)  
FULL EXTENSION BALL BEARING DRAWER GUIDES  
SHELVING IN OVERHEAD CABINETS IN THE KITCHEN  
LARGE POTS AND PANS STORAGE UNDER DINETTE (PER  
FP)  
HIGH DEFINITION COUNTERTOPS

## LIVING ROOM

80" INTERIOR HEIGHT  
DUCTED 15 K A/C ROOF AIR CONDITIONER  
HUGE STORAGE DRAWER UNDER JIFFY SOFA  
LARGE DINETTE PICTURE WINDOW  
DIGITAL ANTENNA WITH BOOSTER  
BLUETOOTH FM STEREO  
30K BTU SUBURBAN FORCED AIR DSI FURNACE W/  
DIGITAL THERMOSTAT (2 YR WARRANTY)  
IN-FLOOR DUCTED HEAT  
CABLE TV HOOKUP LIVING ROOM AND BEDROOM

## BEDROOM

NEW UPGRADED MATTRESS WITH PILLOW TOP IN  
MASTER BED  
STRUT LIFTED STORAGE AREA UNDER BED  
BEDSIDE 110-VOLT POWER OUTLETS (2)  
BEDSIDE USB CHARGERS (2)  
SOLID BEDROOM PRIVACY DOOR (PER FP)  
BEDSIDE HAMPER ACCESS (PER FP)

## BATHROOM

12-VOLT POWER BATH ROOF EXHAUST FAN  
FOOT FLUSH TOILET  
HIGH DEFINITION COUNTERTOPS

## SECURITY AND SAFETY

LP LEAK DETECTOR  
SMOKE DETECTOR  
CARBON MONOXIDE DETECTOR  
FIRE EXTINGUISHER  
WELDED HEAVY DUTY SAFETY CHAINS  
ELECTRIC FULL SELF-ADJUSTING BRAKES  
GFI RECEPTACLES  
ANSI 119.2 CERTIFIED  
MEETS ALL NATIONAL HIGHWAY ADMINISTRATION  
SPECS  
RVIA APPROVED PRODUCT



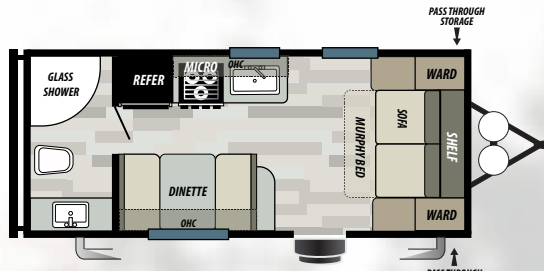
# X-LITE



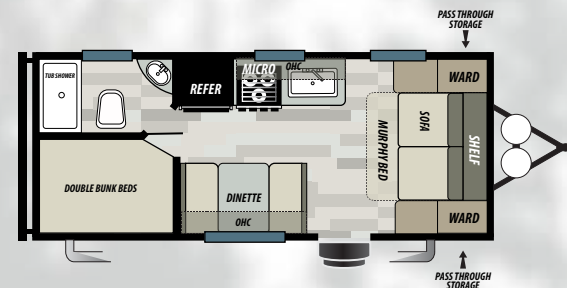
INTERIOR COLORS AND EQUIPMENT MAY VARY

## 190RBXL

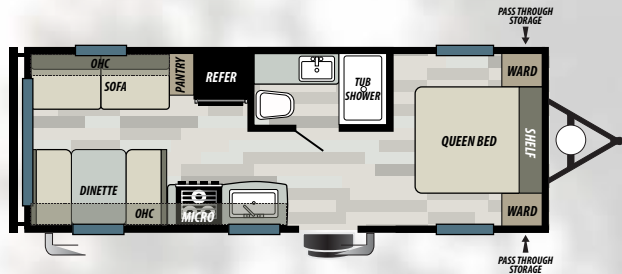
DRY WEIGHT 4,558 LBS



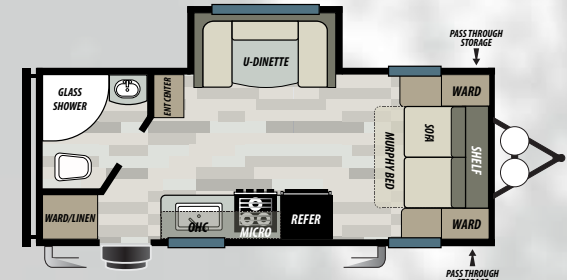
190RBXL



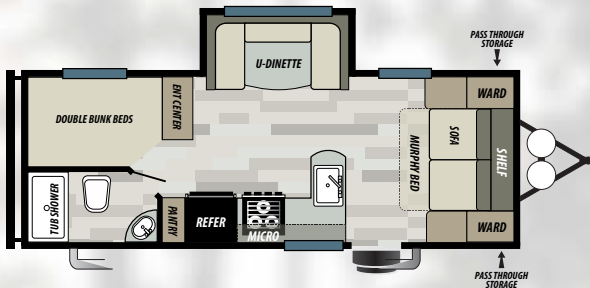
201BHXL



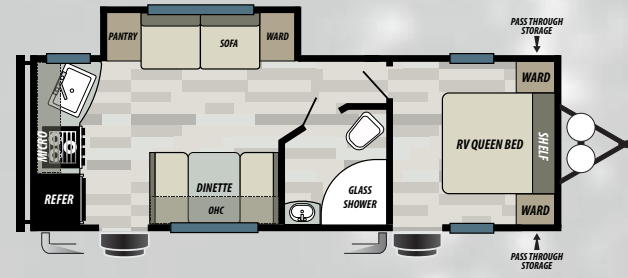
202RDXL



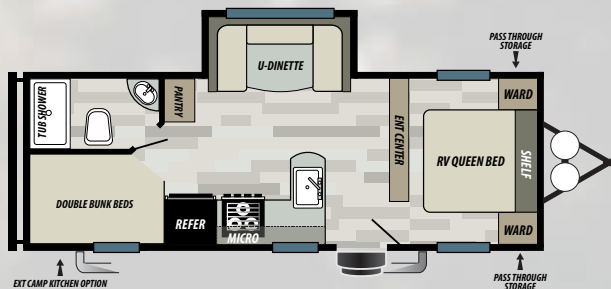
212RBXL



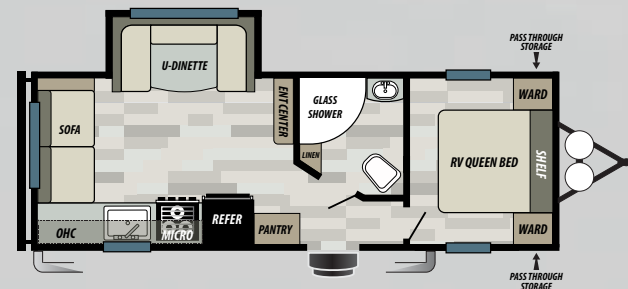
221BHXL



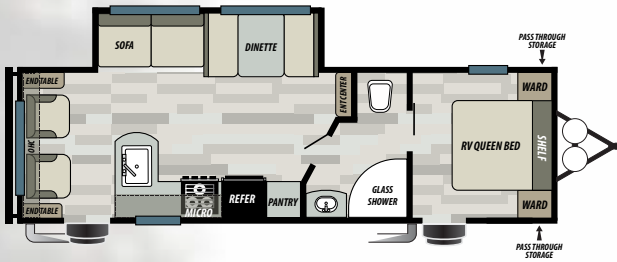
231RKXL



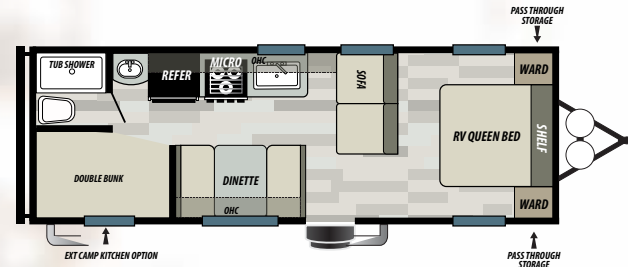
241BHXL



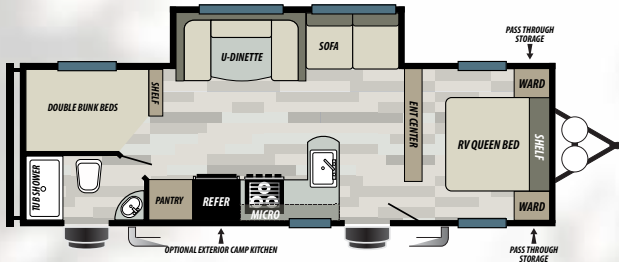
241RLXL



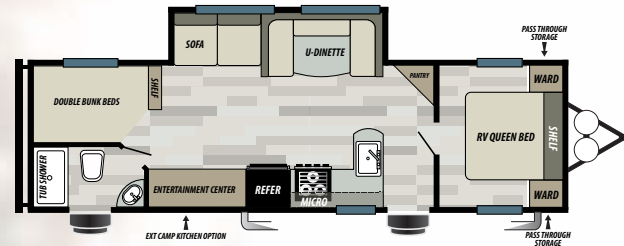
254RLXL



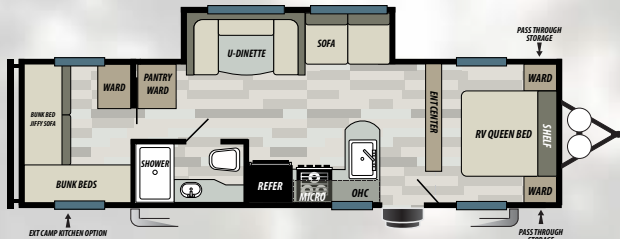
261BHXL



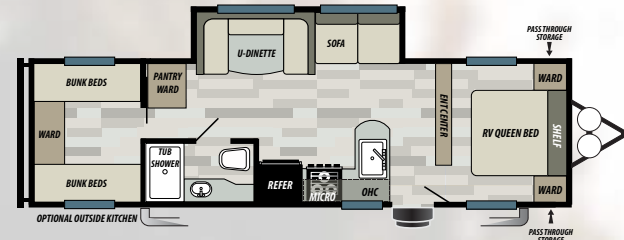
263BHXL



271BHXL



273QBXL



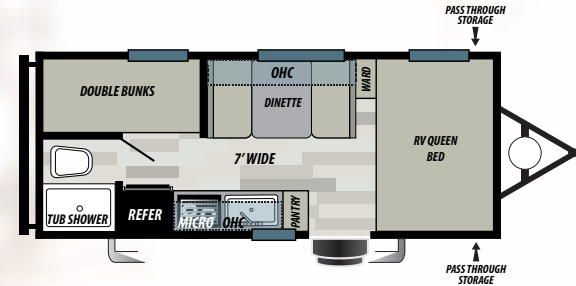
282QBXL

FOREST RIVER  
**WILDWOOD**  
 LITE

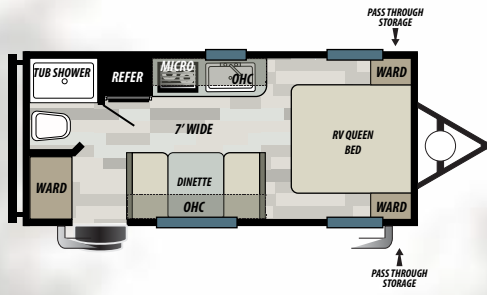




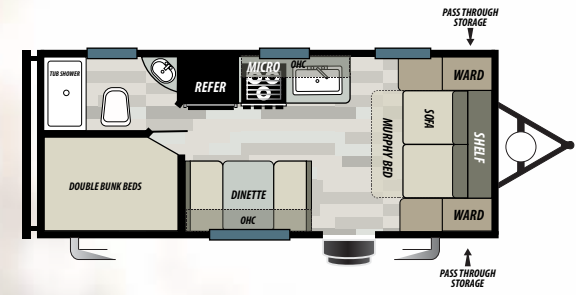
# SELECTS



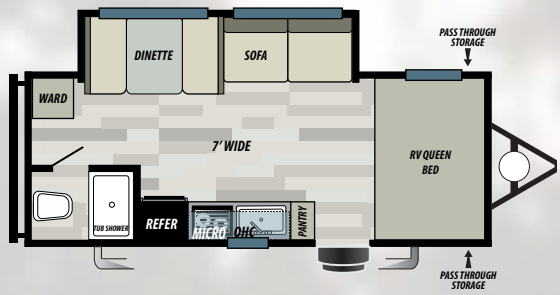
177BQ



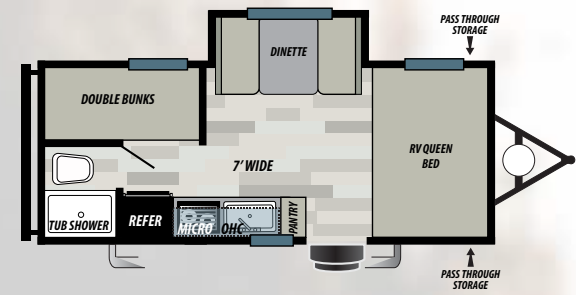
177FQ



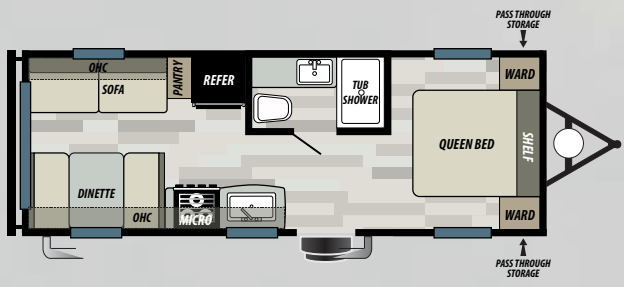
178DB



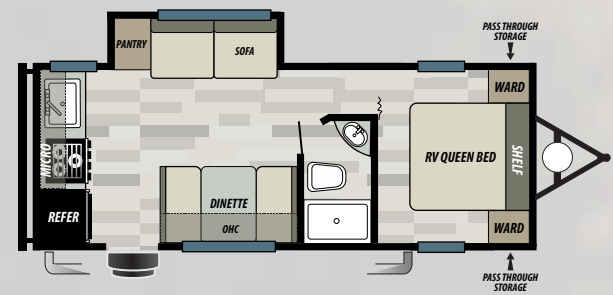
197SS



207BH



208RD



228RK

# STANDARDS & OPTIONS

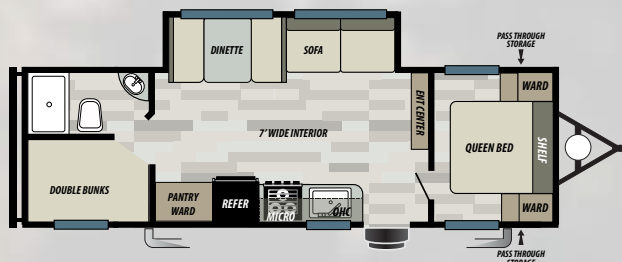
## STANDARD FEATURES

- NEW 6-WAY ADJUSTABLE HIDDEN HINGES
- STAINLESS STEEL SINGLE POLE FAUCET
- AERODYNAMIC FRONT PROFILE
- SHAKER STYLE CABINET DOORS
- NEW 3 BURNER COOK TOP
- 13.5K A/C
- TEXTURED ROCK GUARD
- NEW LP QUICK CONNECT
- NEW DOUBLE DOOR GAS & ELECTRIC REFER
- NEW RESIDENTIAL SINGLE BOWL SINK
- MICROWAVE WITH CAROUSEL
- AWNING
- 6 GAL GAS DSI WATER HEATER
- 1-20LB LP BOTTLE
- AUTO IGNITION 20K BTU FURNACE
- NEW EXTERIOR TV HOOK UP
- MINI-BLINDS THROUGHOUT
- NEW TEDDY BEAR BUNK MATS (PER F/P)
- WATER HEATER BY-PASS
- FULL WALK ON SEAMLESS ROOF WITH A 15 YEAR MANUFACTURER DEFECT WARRANTY
- KITCHEN DRAWER W/BALL BEARING GUIDES
- HIGH DEFINITION COUNTERTOPS
- 78" INTERIOR HEIGHT
- E-Z LUBE AXLES W/SELF-ADJUSTING BRAKES

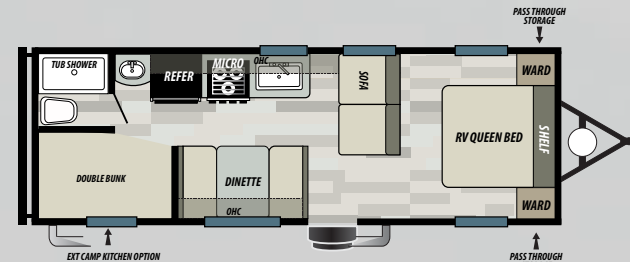
## POPULAR OPTIONS

- POWER AWNING W/ ADJUSTABLE LEGS
- BLUETOOTH STEREO WITH REMOTE
- BACKUP CAMERA PREP
- SOLAR PREP
- NEW USB PORTS
- SPARE TIRE AND CARRIER
- SKYLIGHT OVER TUB
- POWER TONGUE JACK
- STABILIZER JACKS (2 OR 4)

	177BQ	177FQ	178DB	197SS	207BH	208RD	228RK	267SS	268BH
HITCH WEIGHT (LBS.)	445	430	485	495	470	565	550	655	545
GROSS VEHICLE WEIGHT RATING (LBS.)	4845	4830	5585	5595	4870	7565	7550	8455	7545
UNLOADED VEHICLE WEIGHT (LBS.)	3374	3334	4033	4113	3728	4235	4708	5280	4559
CARGO CARRYING CAPACITY (LBS.)	1471	1496	1552	1482	1142	3292	2842	3175	2986
EXTERIOR LENGTH (FT.)	22' 8"	22' 8"	24'	24' 2"	22' 11"	25' 10"	26' 3"	31'	28' 8"
EXTERIOR HEIGHT (FT.)	10' 3"	10' 3"	10' 3"	10' 5"	10' 5"	10' 5"	10' 5"	10' 9"	10' 5"
FRESH WATER (GAL.)	48	48	48	48	48	48	48	48	48
GREY WATER (GAL.)	22	22	28	22	22	30	52	28	28
BLACK WATER (GAL.)	22	22	30	22	22	30	28	22	30
TIRE SIZE (IN.)	15	15	15	15	15	15	15	15	15



267SS



268BH



# SELECT

**FREE MEMBERSHIP**  
to Forest River Owners' Group

[www.forestriverfrog.com](http://www.forestriverfrog.com)



**Learn More**  
Scan this barcode using  
a QR Reader on your  
smart phone to learn  
more about Forest River.



A Berkshire Hathaway company.

FOREST RIVER INC., 255 S PEPPER AVE RIALTO, CA 92376 | (909) 873-3777  
WWW.FORESTRIVERINC.COM/WILDWOOD | WWW.FORESTRIVERACCESSORIES.COM  
EFFECTIVE FOR UNITS PRODUCED STARTING SEPTEMBER 1ST, 2019

## CUSTOMER SATISFACTION



[www.ForestRiverBuyLocal.com](http://www.ForestRiverBuyLocal.com)

YOUR WILDWOOD DEALER

### Specification Definitions

**GVWR (Gross Vehicle Weight Rating)** - is the maximum permissible weight of the unit when fully loaded. It includes all weights, inclusive of all fluids, cargo, optional equipment and accessories. For safety and product performance do NOT exceed the GVWR.

**GAWR (Gross Axle Weight Rating)** - is the maximum permissible weight, including cargo, fluids, optional equipment and accessories that can be safely supported by a combination of all axles.

**UVW (Unloaded Vehicle Weight)\*** - is the typical weight of the unit as manufactured at the factory. It includes all weight at the unit's axle(s) and tongue or pin and LP Gas. The UVW does not include cargo, fresh potable water, additional optional equipment or dealer installed accessories.

\*Estimated average based on standard build optional equipment.

**CCC (Cargo Carrying Capacity)\*\*** - is the amount of weight available for fresh potable water, cargo, additional optional equipment and accessories. CCC is equal to GVWR minus UVW. Available CCC should accommodate fresh potable water (8.3 lbs per gallon). Before filling the fresh water tank, empty the black and gray tanks to provide for more cargo capacity. \*\* Estimated average based on standard build optional equipment

Each Forest River RV is weighed at the manufacturing facility prior to shipping. A label identifying the unloaded vehicle weight of the actual unit and the cargo carrying capacity is applied to every Forest River RV prior to leaving our facilities. The load capacity of your unit is designated by weight, not by volume, so you cannot necessarily use all available space when loading your unit.

All information contained in this brochure is believed to be accurate at the time of publication. However, during the model year, it may be necessary to make revisions and Forest River, Inc., reserves the right to make all such changes without notice, including prices, colors, materials, equipment and specifications as well as the addition of new models and the discontinuance of models shown in this brochure. Therefore, please consult with your Forest River dealer and confirm the existence of any materials, design or specifications that are material to your purchase decision. Litho. U.S.A. FOR 1420 P/W: 2019.3.1