

WILDWOOD TRAVEL TRAILERS

FOREST RIVER
WILDWOOD



ADVENTURE AWAITS... GO FIND IT!

WILDWOOD



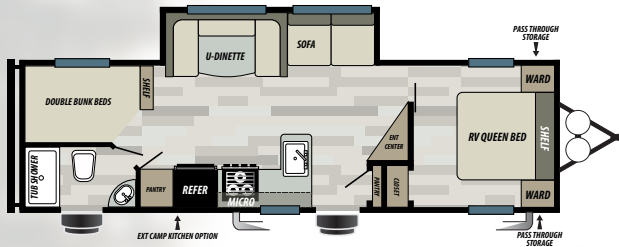


TRAVEL TRAILERS

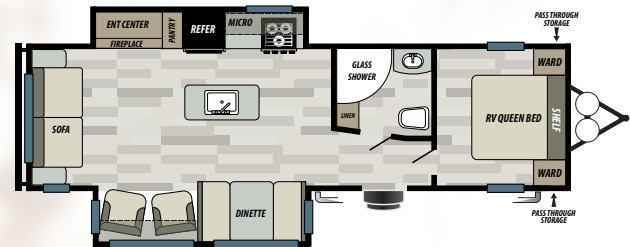
INTERIOR COLORS MAY VARY

27RKS

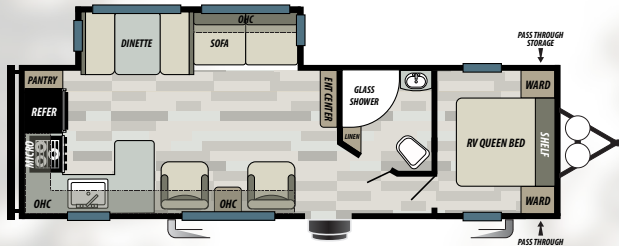
DRY WEIGHT 6432 LBS



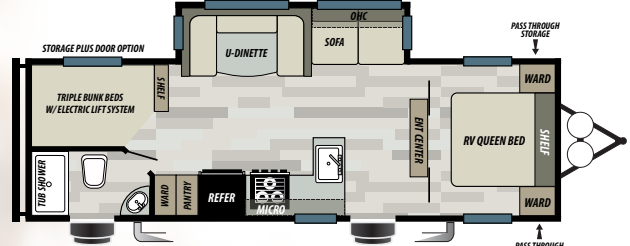
26DBUD



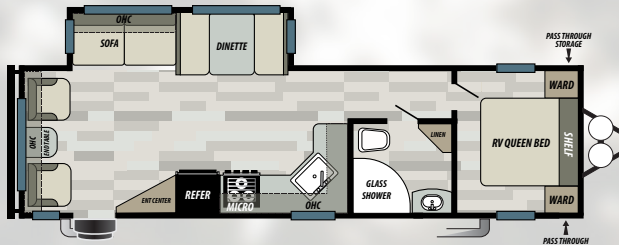
27RE



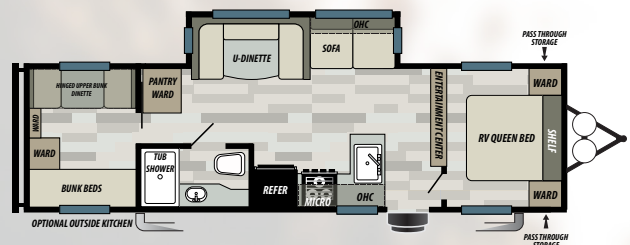
27RKS



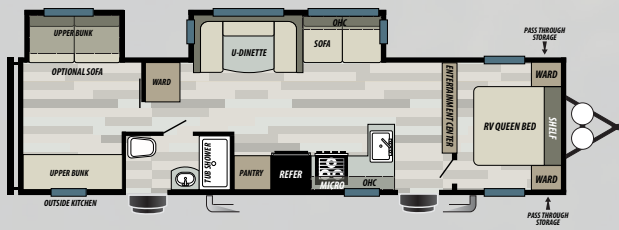
27TDSS



28RLSS



30QBSS



32BHDS

	26DBUD	27RE	27RKS	27TDSS	28RLSS	30QBSS	32BHDS
HITCH WEIGHT (LBS.)	TBD	730	720	806	844	817	874
GROSS VEHICLE WEIGHT RATING (LBS.)	TBD	9999	9999	9999	9999	9999	9999
UNLOADED VEHICLE WEIGHT (LBS.)	TBD	7934	6432	6702	7075	7147	8064
CARGO CARRYING CAPACITY (LBS.)	TBD	2065	3567	3297	2913	2852	1935
EXTERIOR LENGTH (FT.)	TBD	34' 1"	33' 6"	32' 4"	34' 9"	34'	36' 4"
EXTERIOR HEIGHT (FT.)	TBD	11' 3"	11' 2"	11' 2"	11' 3"	11' 3"	11' 3"
FRESH WATER (GAL.)	TBD	56	56	56	56	56	56
GREY WATER (GAL.)	TBD	60	65	75	80	65	58
BLACK WATER (GAL.)	TBD	30	28	40	35	30	30
TIRE SIZE (IN.)	TBD	15	15	15	15	15	15

STANDARDS & OPTIONS

CONSTRUCTION AND EXTERIOR

- 5/8 TONGUE AND GROOVE FLOOR DECKING
- FULL WALK ON SEAMLESS ROOF WITH A 15 YEAR MANUFACTURE DEFECT WARRANTY
- EXTRA-LARGE FULL PASS THROUGH STORAGE (PER FP)
- MILDEW RESISTANT VINYL PATIO AWNING
- SAFETY GLASS WINDOWS
- POWDER COATED I-BEAM FRAME
- CAMBERED CHASSIS
- GAS/ELECTRIC QUICK RECOVERY DSI WATER HEATER
- WATER HEATER BYPASS
- 2" WALL CONSTRUCTION, 16"(OR LESS) ON CENTER
- TRIPLE SEAL SLIDE OUT SYSTEM
- FLUSH FLOOR ELECTRIC SLIDE OUT
- SYSTEM SWING ARM ENTRY ASSIST HANDLE
- TWO MARINE GRADE EXTERIOR SPEAKERS
- AERODYNAMIC FRONT RADIUS PROFILE
- SMOOTH .40 MIL ALUMINUM FRONT CAP
- EASY LUBE AXLES W/ SELF ADJUSTING BRAKES
- ONE PIECE SLIP RESISTANT VINYL FLOOR
- R-7 FIBERGLASS INSULATION THROUGHOUT
- TEXTURED ROCKGAURD
- HURRICANE STRAPS

KITCHEN

- NEW MORTISE AND TENON SHAKER STYLE CABINET DOOR
- NEW HIDDEN HINGES THROUGHOUT
- DOUBLE DOOR REFER (2YR WARRANTY)
- HIGH RISE SPRING FAUCET
- RESIDENTIAL STYLE UNDER MOUNT KITCHEN SINK
- 3-BURNER, HIGH OUTPUT RANGE WITH OVEN (2YR WARRANTY)
- FULL EXTENSION BALL BEARING DRAWER GUIDES
- SHELVING IN OVERHEAD CABINETS IN THE KITCHEN
- LARGE POTS AND PANS STORAGE UNDER DINETTE (PER FP)
- HIGH DEFINITION SOLID SURFACE COUNTERTOPS

LIVING ROOM

- 80" INTERIOR HEIGHT
- DUCTED 15 K A/C ROOF AIR CONDITIONER
- HUGE STORAGE DRAWER UNDER JIFFY SOFA
- LARGE DINETTE PICTURE WINDOW
- DIGITAL ANTENNA WITH BOOSTER
- BLUETOOTH FM STEREO
- 30K BTU SUBURBAN FORCED AIR DSI FURNACE W/ DIGITAL THERMOSTAT (2 YR WARRANTY)
- IN-FLOOR DUCTED HEAT
- CABLE TV HOOKUP LIVING ROOM AND BEDROOM

BEDROOM

- NEW UPGRADED MATTRESS WITH PILLOW TOP IN MASTER BED
- STRUT LIFTED STORAGE AREA UNDER BED
- BEDSIDE 110-VOLT POWER OUTLETS (2)
- BEDSIDE USB CHARGERS (2)
- SOLID BEDROOM PRIVACY DOOR (PER FP)
- BEDSIDE HAMPER ACCESS (PER FP)

BATHROOM

- 12-VOLT POWER BATH ROOF EXHAUST FAN
- FOOT FLUSH TOILET
- HIGH DEFINITION SOLID SURFACE COUNTERTOPS

SECURITY AND SAFETY

- LP LEAK DETECTOR
- SMOKE DETECTOR
- CARBON MONOXIDE DETECTOR
- FIRE EXTINGUISHER
- WELDED HEAVY DUTY SAFETY CHAINS
- ELECTRIC FULL SELF-ADJUSTING BRAKES
- GFI RECEPTACLES
- ANSI 119.2 CERTIFIED
- MEETS ALL NATIONAL HIGHWAY ADMINISTRATION SPECS
- RVIA APPROVED PRODUCT



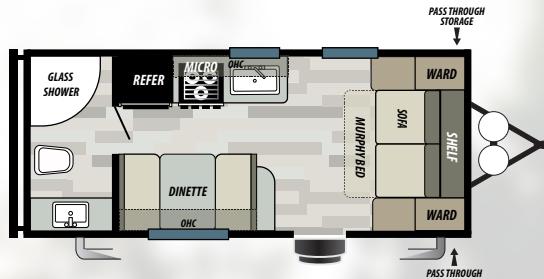
X-LITE



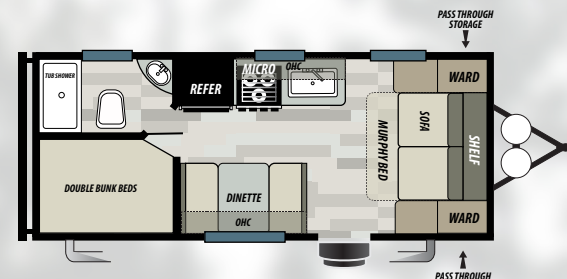
INTERIOR COLORS MAY VARY

190RBXL

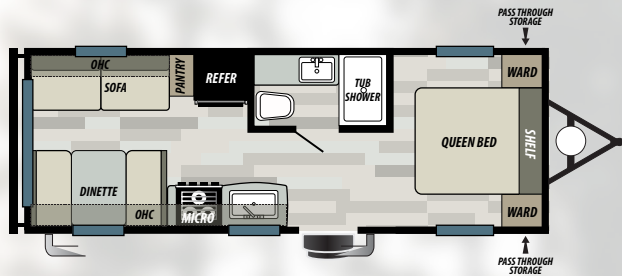
DRY WEIGHT 4,590 LBS



190RBXL



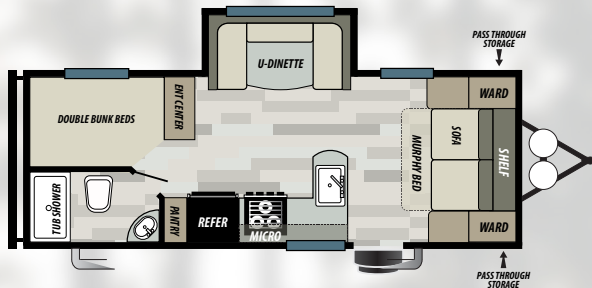
201BHXL



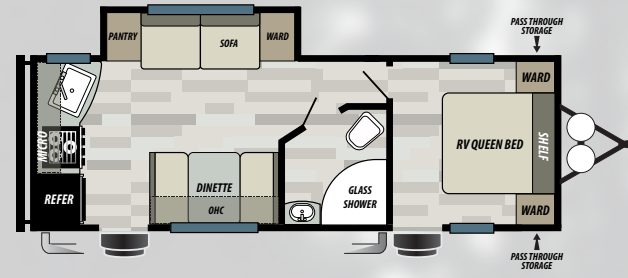
202RDXL



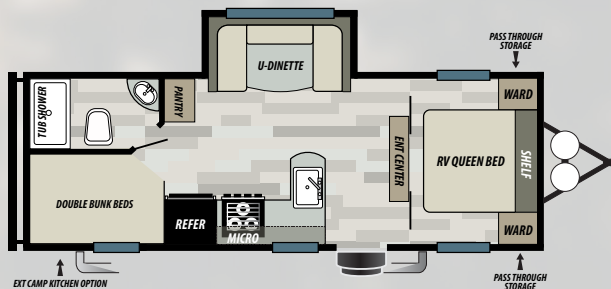
212RBXL



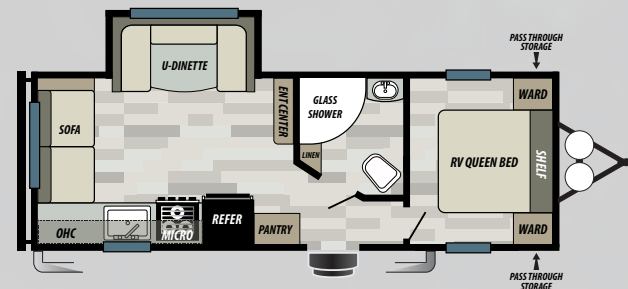
221BHXL



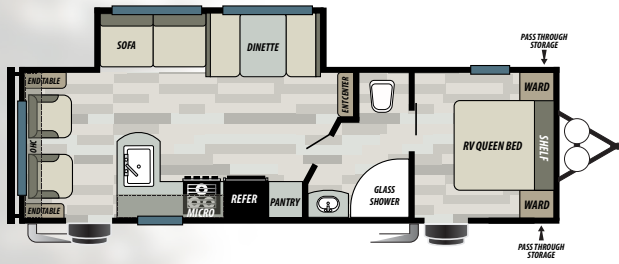
231RKXL



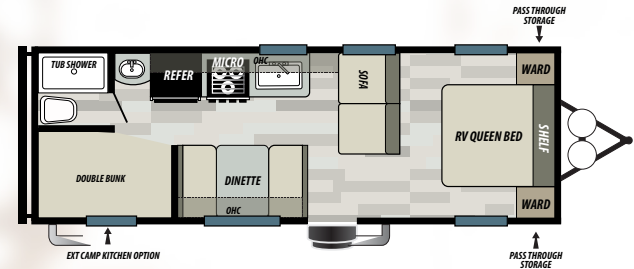
241BHXL



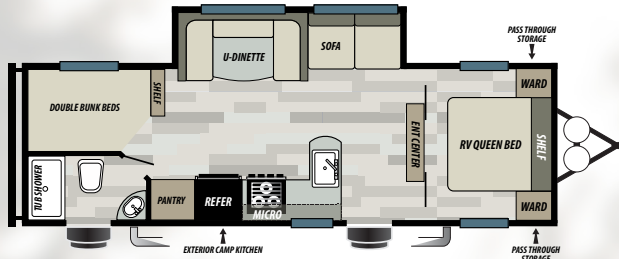
241RLXL



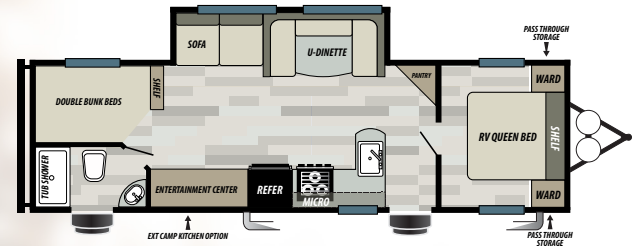
254RLXL



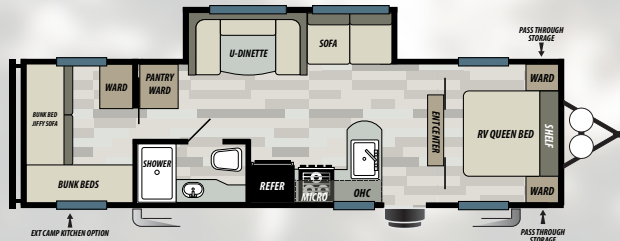
261BHXL



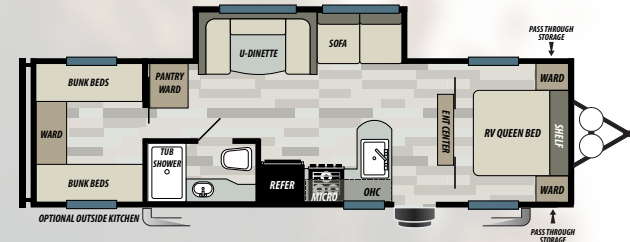
263BHXL



271BHXL



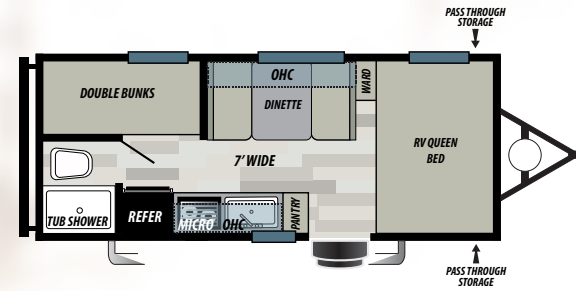
273QBXL



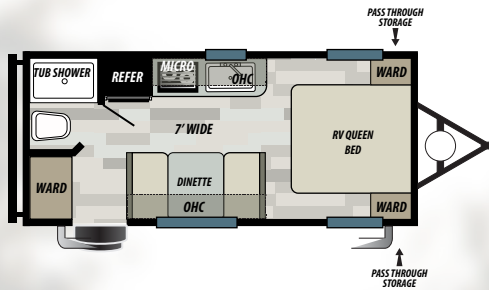
282QBXL

FOREST RIVER
WILDWOOD
 LITE

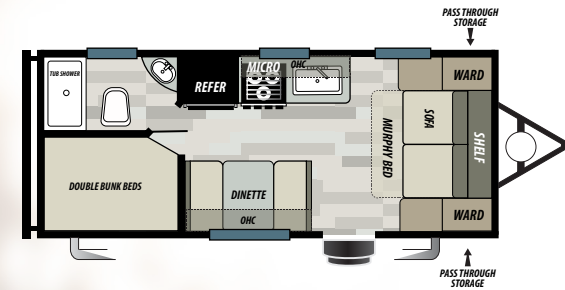
SELECTS



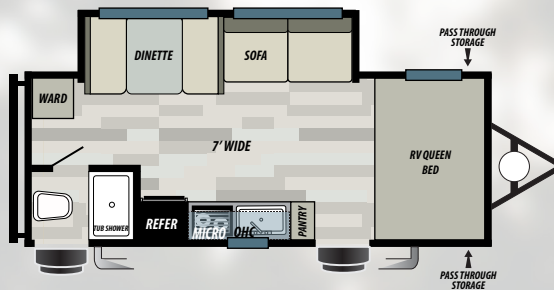
177BQ



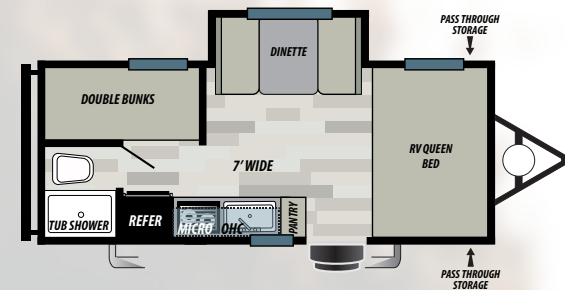
177FQ



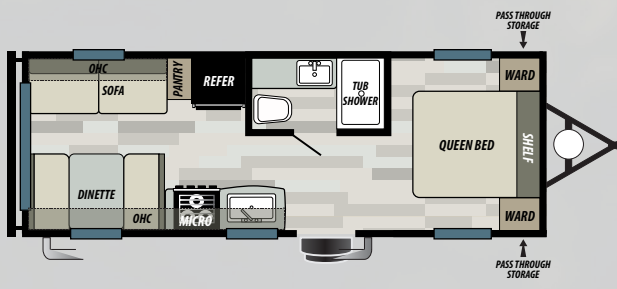
178DB



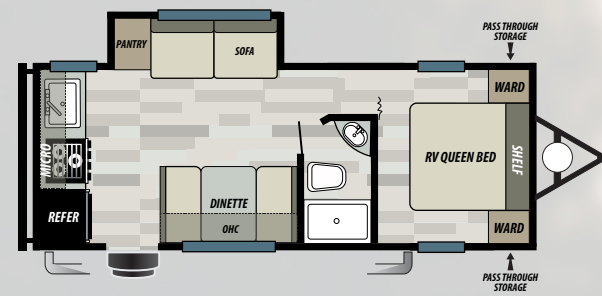
197SS



207BH



208RD



228RK

STANDARDS & OPTIONS

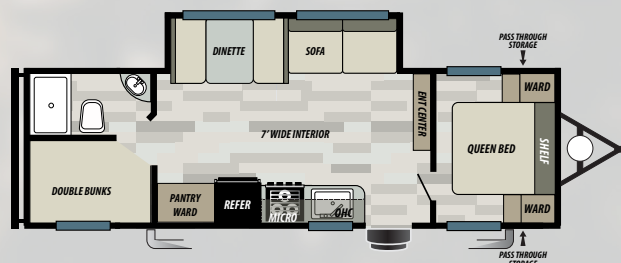
STANDARD FEATURES

- NEW 6-WAY ADJUSTABLE HIDDEN HINGES
- STAINLESS STEEL SINGLE POLE FAUCET
- AERODYNAMIC FRONT PROFILE
- MORTISE AND TENON SHAKER STYLE CABINET DOOR
- NEW 3 BURNER COOK TOP
- 13.5K A/C
- TEXTURED ROCK GUARD
- NEW LP QUICK CONNECT
- NEW DOUBLE DOOR GAS & ELECTRIC REFER
- NEW RESIDENTIAL SINGLE BOWL SINK
- MICROWAVE WITH CAROUSEL
- AWNING
- 6 GAL GAS DSI WATER HEATER
- 1-20LB LP BOTTLE
- AUTO IGNITION 20K BTU FURNACE
- NEW EXTERIOR TV HOOK UP
- MINI-BLINDS THROUGHOUT
- NEW TEDDY BEAR BUNK MATS (PER F/P)
- WATER HEATER BY-PASS
- FULL WALK ON SEAMLESS ROOF WITH A 15 YEAR MANUFACTURE DEFECT WARRANTY
- KITCHEN DRAWER W/BALL BEARING GUIDES
- HIGH DEFINITION COUNTERTOPS
- 78" INTERIOR HEIGHT
- E-Z LUBE AXLES W/SELF-ADJUSTING BRAKES

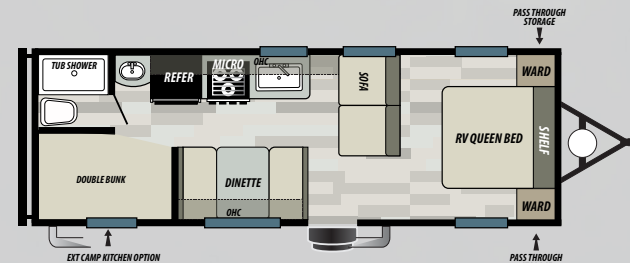
POPULAR OPTIONS

- POWER AWNING W/ ADJUSTABLE LEGS
- BLUETOOTH STEREO WITH REMOTE
- BACKUP CAMERA PREP
- SOLAR PREP
- NEW USB PORTS
- NEW FRICTION ENTRY DOOR HINGE
- SPARE TIRE AND CARRIER
- SKYLIGHT OVER TUB
- POWER TONGUE JACK
- STABILIZER JACKS (2 OR 4)

	177BQ	177FQ	178DB	197SS	207BH	208RD	228RK	267SS	268BH
HITCH WEIGHT (LBS.)	445	370	485	495	410	TBD	510	655	505
GROSS VEHICLE WEIGHT RATING (LBS.)	4345	4270	4885	5595	4310	TBD	7510	8455	7505
UNLOADED VEHICLE WEIGHT (LBS.)	3374	3334	4033	4113	3728	TBD	4708	5280	4559
CARGO CARRYING CAPACITY (LBS.)	971	936	852	1482	582	TBD	2802	3175	2946
EXTERIOR LENGTH (FT.)	22' 8"	22' 8"	24'	24' 2"	22' 11"	TBD	26' 3"	31'	28' 8"
EXTERIOR HEIGHT (FT.)	10' 3"	10' 3"	10' 3"	10' 5"	10' 5"	TBD	10' 5"	10' 9"	10' 5"
FRESH WATER (GAL.)	48	48	48	48	48	TBD	48	48	48
GREY WATER (GAL.)	22	22	28	22	22	TBD	52	28	28
BLACK WATER (GAL.)	22	22	30	22	22	TBD	22	22	30
TIRE SIZE (IN.)	15	15	15	15	15	TBD	15	15	15



267SS



268BH



FREE MEMBERSHIP
to Forest River Owners' Group

www.forestriverfrog.com



Learn More
Scan this barcode using
a QR Reader on your
smart phone to learn
more about Forest River.



A Berkshire Hathaway company.

FOREST RIVER INC., 255 S PEPPER AVE RIALTO, CA 92376 | (909) 873-3777
WWW.FORESTRIVERINC.COM/WILDWOOD | WWW.FORESTRIVERACCESSORIES.COM

YOUR WILDWOOD DEALER



www.ForestRiverBuyLocal.com

Specification Definitions

GVWR (Gross Vehicle Weight Rating) - is the maximum permissible weight of the unit when fully loaded. It includes all weights, inclusive of all fluids, cargo, optional equipment and accessories. For safety and product performance do NOT exceed the GVWR.

GAWR (Gross Axle Weight Rating) - is the maximum permissible weight, including cargo, fluids, optional equipment and accessories that can be safely supported by a combination of all axles.

UVW (Unloaded Vehicle Weight)* - is the typical weight of the unit as manufactured at the factory. It includes all weight at the unit's axle(s) and tongue or pin and LP Gas. The UVW does not include cargo, fresh potable water, additional optional equipment or dealer installed accessories.

*Estimated average based on standard build optional equipment.

CCC (Cargo Carrying Capacity)** - is the amount of weight available for fresh potable water, cargo, additional optional equipment and accessories. CCC is equal to GVWR minus UVW. Available CCC should accommodate fresh potable water (8.3 lbs per gallon). Before filling the fresh water tank, empty the black and gray tanks to provide for more cargo capacity. ** Estimated average based on standard build optional equipment

Each Forest River RV is weighed at the manufacturing facility prior to shipping. A label identifying the unloaded vehicle weight of the actual unit and the cargo carrying capacity is applied to every Forest River RV prior to leaving our facilities. The load capacity of your unit is designated by weight, not by volume, so you cannot necessarily use all available space when loading your unit.

All information contained in this brochure is believed to be accurate at the time of publication. However, during the model year, it may be necessary to make revisions and Forest River, Inc., reserves the right to make all such changes without notice, including prices, colors, materials, equipment and specifications as well as the addition of new models and the discontinuance of models shown in this brochure. Therefore, please consult with your Forest River dealer and confirm the existence of any materials, design or specifications that are material to your purchase decision. Litho. U.S.A. FOR 1420 P/W: 2019.3.1