

# SIERRA



LUXURY DESTINATION TRAILERS BY FOREST RIVER



399LOFT



# SIERRA DESTINATION TRAILERS

Our Destination trailers are perfect for anyone looking to make the most of a permanent site. With solid surface countertops, residential oven and refrigerator, full walk-in shower, and washer and dryer prep, our units come prepared for everyone. Our unique floor plans allow you to make the most of your view, with living spaces and dens in either the front or back to view mother nature.



420FL



420FL



# BUILT TO LAST.



The Sierra is built to last using only the best materials to ensure that your coach is in it for the long haul. Careful engineering, well-appointed craftsmanship and an uncompromising sense of pride go into every Destination that we produce. Rest assured that your Sierra is built for luxury living.

- A** Rolled Aluminum Side Skirting
- B** Tinted Safety Glass Windows (80%)
- C** Dicor Color Matched Seamless Roof (20-yr. Warranty)
- D** Ducted 15K BTU Air Conditioning System (Prepped for 2nd AC)
- E** Lippert® Auto Adjust Brakes
- F** Laminated Vacuum Bonded Aluminum Sidewalls
- G** Radiused Entry Steps
- H** 16" E-rated Radial Tires (Standard)
- I** 2" Block Foam Insulation
- J** 3/8" Roof Decking (Full Walk-on Roof)
- K** 5/8" Tongue & Groove Plywood Flooring
- L** Underbelly Armor Full Length Underbelly Protection



## SIERRA DESTINATION

# STANDARDS & OPTIONS

### EXTERIOR FEATURES

Gel coated color matched exterior fiberglass  
Detachable hitch  
Enclosed and heated dump valves  
Large tinted windows with 80/20 UV prohibiter  
Lippert auto adjust brakes  
Radius triple steps with 9" riser (no pinched fingers)  
Underbelly Armor  
Electric awning with LED light strip  
16" Radial tires  
Automotive-style fender skirts  
Hitch light  
Porch light with interior switch  
30 lb. double LP tanks with auto change over  
2 exterior speakers  
Rain gutters with extra long drip spouts (prevents black streaking)  
Exterior folding grab handle  
60" Dual pane patio door, tinted

### INTERIOR FEATURES

99" interior height with 6'4" slide heights  
Memory foam mattress  
Residential stain resistant carpet  
Rustic Plank pattern linoleum  
Two color coordinated interiors (Hazelnut, Smoke)  
Full extension ball bearing drawer glides  
Stainless steel under mounted kitchen sink  
4 Burner high output stainless free standing range  
Washer/dryer prep  
Handmade cabinetry with screwed lumber core stile construction

Solid surface kitchen counter tops  
Recessed residential LED lighting throughout  
Colored shower surround with etched tile pattern  
Upgraded adjustable shower head with shelves  
Accent lighting over dinette  
Walk-in shower (select models)  
Crown molding over kitchen cabinets  
Extra large picture windows throughout  
Vented side windows in slide outs  
TV antenna with booster  
Solid wood drawer fronts with birch sides  
Upgraded raised panel cabinet doors with designer rails  
Bedroom slide out fascia  
22 cu. ft. stainless steel refrigerator  
Stainless steel kitchen package  
50" flatscreen TV  
Residential carpeting  
Trash receptacle in kitchen  
Ceiling fan in living room  
Hide-a-bed sofa with tri-fold  
Designer window treatment accented per decor

### APPLIANCES / SYSTEMS

Ducted 15K A/C  
Interior thermostat for heating and cooling  
Flush floor hydraulic slide outs (per floorplan)  
Satellite and cable hookup with RG-6 cable for high quality picture  
Porcelain foot flush toilet  
Full coach water filtration system  
10 Gal. DSI water heater  
65 Amp converter

### CONSTRUCTION

Welded aluminum-framed, vacuum bonded laminated superstructure  
2" x 3" floor joists 12" on center  
5/8" tongue & groove plywood floor decking  
3/8" roof decking (full walk-on roof)  
Cambered powder coated frame with rust prohibiter  
Underbelly Armor  
5" truss roof rafters  
R-10 sidewall construction

### FOR YOUR SAFETY

Smoke alarm  
Fire extinguisher  
Breakaway switch (battery hook-up required)  
Dead-bolt lock on entry door  
Liquid propane (LP) gas detector  
Fire escape windows

### POPULAR OPTIONS

Second 15K A/C  
Maxx Air fan w/rain sensor  
12V Ceiling fan w/wall switch in bedroom (N/A 399LOFT)  
Heated holding tanks (12v)  
Stab jacks (4)  
Roof ladder  
Slide room awnings (all slides)  
Non self contained (no holding tanks w/house type toilet)  
Central vacuum

### POLAR TECH PACKAGE (OPTIONAL)

Thermal pane windows  
Heated holding tanks  
40K BTU furnace

### PLATINUM PACKAGE

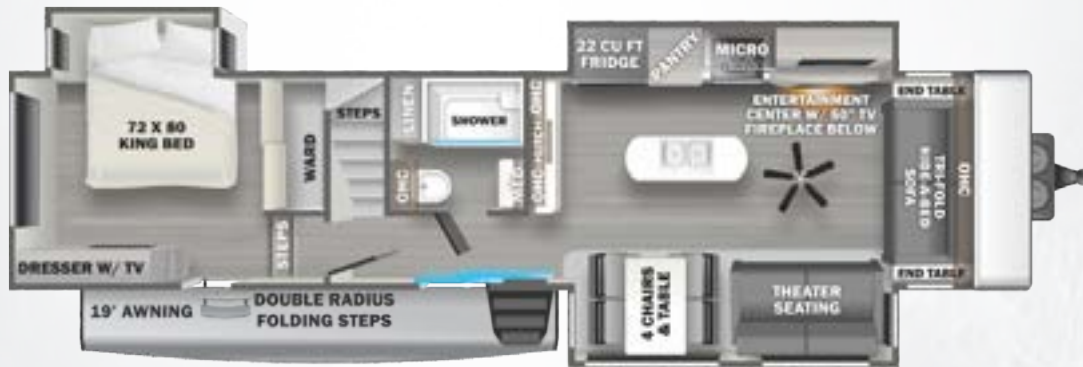
Premium Corian® solid surface kitchen counter tops  
Maxx Air Fan in kitchen and bathroom  
Roller shades throughout  
4 Burner high output stainless free standing range  
King WiFi extender system  
Detachable hitch

### SIERRA DESTINATION SIGNATURE PACKAGE (STANDARD)

LED lighting throughout  
King Memory Foam Mattress (where available)  
Electric awning w/LED light strip  
Stainless steel kitchen package  
Ducted 15K BTU air conditioner  
Ceiling fan in living room  
50 amp service  
Gel coated fiberglass exterior  
10 gal. G/E water heater w/DSI  
Residential pullout kitchen faucet  
22 cu. ft. stainless steel refrigerator  
Tinted dual paned patio door  
50" flat screen TV  
Premium soundbar with DVD player  
Washer / dryer prep  
Power fan in bathroom  
Tri-fold hide-a-bed sofa  
Wood plank pattern linoleum

# SIERRA DESTINATION FLOOR PLANS

## 399LOFT



MORRYDE STEP



HITCH (LB.) **1,619** GVWR (LB.) **13,619** UVW (LB.) **10,939** CCC (LB.) **2,680**  
 EXT. LENGTH **40' 11"** EXT. HEIGHT **13' 4"** EXT. WIDTH **96"**  
 FRESH (GAL.) **50** GRAY (GAL.) **104** BLACK (GAL.) **52** AWNING SIZE **19'**

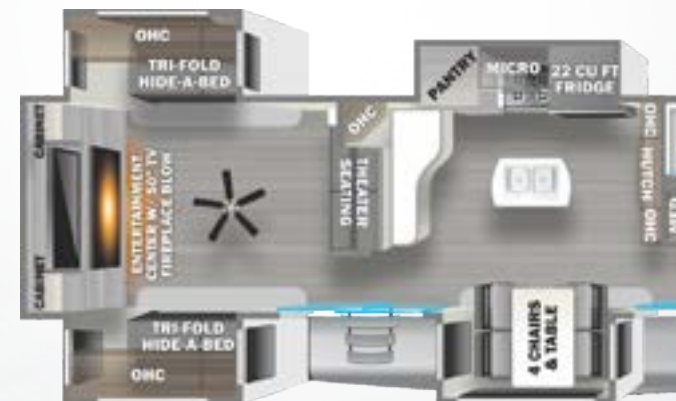


HITCH (LB.) **1,841** GVWR (LB.) **13,841** UVW (LB.) **10,939**  
 EXT. LENGTH **42' 4"** EXT. HEIGHT **13' 4"**  
 FRESH (GAL.) **50** GRAY (GAL.) **156** BLACK (GAL.) **52**

## 402FK




HITCH (LB.) **1,380** GVWR (LB.) **13,380** UVW (LB.) **10,884** CCC (LB.) **2,496**  
 EXT. LENGTH **40' 7"** EXT. HEIGHT **13' 4"** EXT. WIDTH **96"**  
 FRESH (GAL.) **50** GRAY (GAL.) **156** BLACK (GAL.) **52** AWNING SIZE **19'**



HITCH (LB.) **1,268** GVWR (LB.) **13,268** UVW (LB.) **10,884**  
 EXT. LENGTH **39' 0"** EXT. HEIGHT **13' 4"**  
 FRESH (GAL.) **50** GRAY (GAL.) **104** BLACK (GAL.) **52**



## 401FLX



10,830 CCC (LB.) 3,011

EXT. WIDTH 96"

52 AWNING SIZE 19'



## 403RD




11,009 CCC (LB.) 2,259

EXT. WIDTH 96"

52 AWNING SIZE 20'

## 420FL



HITCH (LB.) 2,005 GVWR (LB.) 14,000 UVW (LB.) 11,744 CCC (LB.) 2,256

EXT. LENGTH 41' 8" EXT. HEIGHT 13' 4" EXT. WIDTH 96"

FRESH (GAL.) 50 GRAY (GAL.) 104 BLACK (GAL.) 52 AWNING SIZE 21'


# SIERRA WARRANTY. OUR PROMISE.

FOR DETAILS ON SIERRA'S COMPLETE WARRANTY PROGRAM, SEE YOUR SIERRA DEALER. When it comes to backing products with the same quality and commitment it does when it begins the manufacturing process, the only name you have to remember when you're looking for a recreational vehicle is Sierra. Sierra offers the following additional limited warranties to the original purchasers. Consult written warranty for details.



## PRE-DELIVERY INSPECTION FACILITY

20,000 square feet of quality assurance. The bare essentials for a premium product. This state-of-the-art facility gives immediate daily feedback to production for quality assurance in every unit built.



## 24/7 EMERGENCY ROADSIDE ASSISTANCE WITH VEHICLE PURCHASE\*

TOWING  
JUMP-STARTS  
TIRE CHANGES  
FLUID DELIVERY  
LOCKOUT  
SERVICE

WINCH-OUT  
MOBILE MECHANIC  
TECHNICAL  
SUPPORT  
DEALER LOCATOR  
SERVICES



\*VALID FOR 1 YEAR FROM DATE OF PURCHASE

## CUSTOMER SATISFACTION



[www.ForestRiverBuyLocal.com](http://www.ForestRiverBuyLocal.com)

**FREE MEMBERSHIP**  
to Forest River Owners' Group

[www.forestriverfrog.com](http://www.forestriverfrog.com)



## Learn More

Scan this barcode using a QR Reader on your smart phone to learn more about Forest River.



A Berkshire Hathaway company.

## JOIN THE MOVEMENT



See what's happening on these media platforms  
@SierraRVs

## YOUR SIERRA DEALER

5547 CR. 1 ELKHART, INDIANA 46515

[WWW.FORESTRIVERINC.COM/SIERRA](http://WWW.FORESTRIVERINC.COM/SIERRA) | 574.389.4600

**Specification Definitions :: GVWR (Gross Vehicle Weight Rating)** - is the maximum permissible weight of the unit when fully loaded. It includes all weights, inclusive of all fluids, cargo, optional equipment and accessories. For safety and product performance do NOT exceed the GVWR. // **GAWR (Gross Axle Weight Rating)** - is the maximum permissible weight, including cargo, fluids, optional equipment and accessories that can be safely supported by a combination of all axles. // **UVW (Unloaded Vehicle Weight)\*** - is the typical weight of the unit as manufactured at the factory. It includes all weight at the unit's axle(s) and tongue or pin and LP Gas. The UVW does not include cargo, fresh potable water, additional optional equipment or dealer installed accessories. \*Estimated average based on standard build optional equipment. // **CCC (Cargo Carrying Capacity)\*\*** - is the amount of weight available for fresh potable water, cargo, additional optional equipment and accessories. CCC is equal to GVWR minus UVW. Available CCC should accommodate fresh potable water (8.3 lbs per gallon). Before filling the fresh water tank, empty the black and gray tanks to provide for more cargo capacity. \*\* Estimated average based on standard build optional equipment // Each Forest River RV is weighed at the manufacturing facility prior to shipping. A label identifying the unloaded vehicle weight of the actual unit and the cargo carrying capacity is applied to every Forest River RV prior to leaving our facilities. The load capacity of your unit is designated by weight, not by volume, so you cannot necessarily use all available space when loading your unit. // All information contained in this brochure is believed to be accurate at the time of publication. However, during the model year, it may be necessary to make revisions and Forest River, Inc. reserves the right to make all such changes without notice, including prices, colors, materials, equipment and specifications as well as the addition of new models and the discontinuance of models shown in this brochure. Therefore, please consult with your Forest River dealer and confirm the existence of any materials, design or specifications that are material to your purchase decision. Litho. U.S.A. FOR 1937 P&W: 2021.12.21