

QUALITY

Winnebago RVs are designed and built around you, with superior craftsmanship, advanced manufacturing technologies and steel-focused construction to enhance safety and reliability.

INNOVATION

From groundbreaking RVs to game-changing features to the spacious floorplans made possible by our SmartSpace™ design, our heritage is unrivaled for continuous industry firsts in vehicle technology and design.

SERVICE

Our carefully chosen dealers are supported by factory training and our advanced parts supply system, while owners benefit from excellent real-world customer support as well as 24/7 access to online technical information.

BELONGING

Winnebago owners are a connected community – some of the friendliest, most knowledgeable and welcoming RVers you'll find anywhere.

WINNEBAGO



WINNEBAGO

©2024 Winnebago

THE ART OF TRAVEL. DOWN TO A SCIENCE.

The Winnebago® View® & Navion® are the definition of freedom, ease and versatility. From its luxurious interior to state-of-the-art technology, it redefines what it means to travel in style.



Lithium Power – The New Standard

The View and Navion include a standard lithium power system with a 2nd alternator dedicated to fast charging of the coach battery and the option to upgrade to a larger, generator free, power system.



Enhanced Tech & Safety Features

To enhance safety, the Sprinter chassis incorporates advanced Mercedes-Benz® technologies, such as a digital rearview mirror for a continuous view of the rear, Blind Spot Monitoring, Active Lane Keeping Assist, DISTRONIC PLUS® adaptive cruise control, and more.



Impressive Gear Garage

Bring all you want with upgraded storage and gear-hauling capacity. Equipped with an L-track cargo tie-down system, it spans the width of the vehicle and is big enough to store 2 full-size bikes with room to spare. This heated and easy-to-clean space also features power outlets and LED lighting.



Chassis Upgrade Anyone?

Opt for the Mercedes-Benz® all-wheel-drive Sprinter chassis and enjoy higher ground clearance to better handle adverse weather conditions and more rugged terrain.



Upgraded Adventures.

The Luxury of Space

Discover a modern, open space with innovative amenities like the power-reclining theater seating/Murphy+ bed combo (usable with the slide in or out) and redesigned passenger side dining area (24T), or cross-aisle bath and convertible private bedroom (24R).

Storage Galore

In addition to the well-appointed storage cabinets in the lounge, galley and sleeping areas, the new View and Navion feature innovative storage solutions like a cross-coach residential-sized wardrobe and pullout pantry on the 24T, and convenient under bed storage in the 24R. Both floorplans also feature a full-width, heated and lighted gear garage that can hold up to 2 bikes with room to spare.

Upscale Details

Experience upscale living with a premium WinnSleep® mattress system, power-reclining seats (24T), entertainment system, and a modern galley with eye-catching cabinet details, lighted soft-close drawers and an innovative LP/induction cooktop.

Bathroom Amenities

The 24T's rear bathroom features a sliding door, generously-sized shower with built-in seat, and an overhead skylight, as well as a full-sized wardrobe, while the 24R features a spacious cross-aisle bath.



Floorplan Shown 24T





WINNEBAGOCONNECT™

NEW TECH THAT WORKS FOR YOU.

Part co-pilot, part concierge. Winnebago Connect is a first-of-its-kind, intelligent RV platform empowered with intuitive control that proactively manages on-board systems according to your preferences.

From smart energy optimization and one-touch settings to real-time pet monitoring and over-the-air software updates, Winnebago Connect simplifies vehicle operations at every turn and notifies you as needed to deliver a more elevated experience.

Because what's the point of next-level connectivity if it doesn't help you truly unplug?



Intelligent + Intuitive

Unlike other “smart” RV platforms that simply transplant controls to your mobile device, Winnebago Connect’s unrivaled technology actively monitors and intuitively controls your RV systems and features according to your preferences - silently, efficiently and automatically.



On-the-Go Upgrades

Remote diagnostics can help speed service, while over-the-air software upgrades automatically enhance your RV systems as updates become available – without heading to the dealer. And that’s just the beginning.



Pet Minder

Winnebago Connect keeps a close eye on all vehicle systems, so you can stay focused on the adventure. It even helps you stay aware of your four-legged friend’s climate when they’re alone in the RV and notify you as needed.



At Your Service Anywhere

Forget something? No worries- now you can control your lights, cabin locks and other systems from anywhere.

WELCOME TO THE WINNEBAGO LIFE

Owning a Winnebago changes everything. Sure, it starts with your RV, but it's really an interconnected experience of meeting and communicating with fellow travelers, learning about all the possibilities RV life holds, plus perks, tips and tools to make every adventure better than the last. Consider yourself invited.



Newstate Nomads / Winnebago Ambassadors



GoLife COMMUNITY

One of the best parts of owning a Winnebago product is the community of owners. Explore upcoming owner-organized events and join GoLife Community groups to connect with Winnebago owners. Then you never have to go alone.

[LEARN MORE](#)

GoLife PERKS

The GoLife Perks program helps you maximize your RVing experience through access to special offers and discounts that make the RV lifestyle more affordable. With offers on tires, campsites, gear and more, members can save hundreds of dollars per year, allowing you to go more for less.

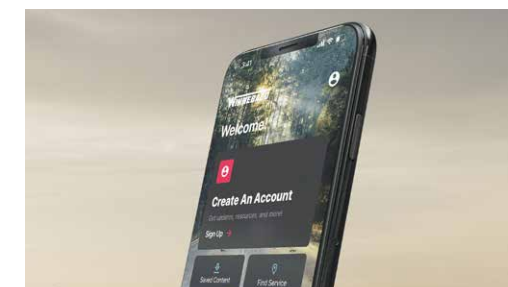
[LEARN MORE](#)



GoLife BLOG

Get the inside scoop from fellow adventurers. Hear from Winnebago owners on topics like winter camping and how to RV with kids, recommendations on destinations, routes and gear, and how-to guides like choosing tires, you're sure to find stories that will help you imagine how you'll go.

[LEARN MORE](#)



The Winnebago App

Adding to the perks of ownership, our app gives you easy access to how-to guides and videos, owner manuals and finding service, even if you're offline. We're here for you wherever you go.

[LEARN MORE](#)

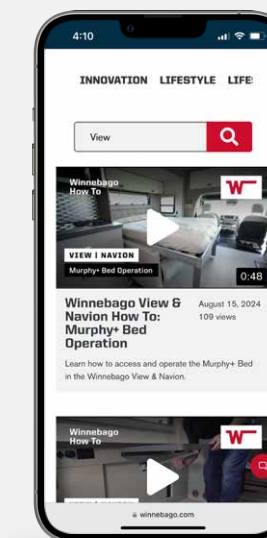


What do you need to know before you go?

And how do I level the jacks again?

You'll find the answers to these and many more questions in the View and Navion Video Library, a collection of informative and how-to videos that explains pretty much everything you need to know about the View & Navion.

From adjusting seats and flooring care and cleaning, to operating major systems, to plumbing and electrical basics — it's all here in the View & Navion Video Library.



SCAN OR
CLICK TO
ACCESS
THE VIEW
& NAVION
VIDEO
LIBRARY

VIEW & NAVION / Specifications

WEIGHTS & MEASUREMENTS	24R	24T
Length	25'8"	25'8"
Exterior Height ¹	10'7" ^{AA} /10'10" ^{AB}	10'7" ^{AA} /10'10" ^{AB}
Exterior Width	7'6.25"	7'6.25"
Exterior Storage ² (cu. ft.)	80.9*	80.9*
Awning Length	16'	16'
Interior Height	6'8"	6'8"
Interior Width	7'3"	7'3"
Freshwater Tank Capacity ³ (gal.)	30	30
Water Heater Capacity (gal.)	Continuous	Continuous
Holding Tank Capacity - Black ³ (gal.)	47	47
Holding Tank Capacity - Gray ³ (gal.)	46	46
LP Capacity ⁴ (lbs.)	50.76	50.76
Fuel Capacity (gal.)	24.5	24.5
GCWR ⁵ (lbs.)	15,250	15,250
GVWR (lbs.)	11,030	11,030
GAWR - Front (lbs.)	4,410	4,410
GAWR - Rear (lbs.)	7,720	7,720
Wheelbase	170"	170"
Sleeps ⁶	4	3

^AMercedes-Benz® RWD Sprinter Chassis ^BMercedes-Benz® AWD Sprinter Chassis
^{*}Estimated storage without optional generator. Rear garage equates to 68 cu. ft. of storage.

Chassis

Mercedes-Benz® RWD Sprinter Chassis 2.0L high-output, turbo-diesel 4-cylinder engine, 9-speed automatic transmission w/overdrive, 250-amp. alternator
4-wheel ABS brakes
LED high performance headlamps
Adaptive ESP technology
Trailer hitch⁵ 5,000-lb. drawbar/500-lb. maximum vertical tongue weight w/7-pin connector
Stylized aluminum wheels
Hydraulic leveling jacks w/automatic controls (front and rear)

Optional Equipment
Mercedes-Benz® AWD Sprinter Chassis 2.0L high-output, turbo-diesel 4-cylinder engine, 9-speed automatic transmission w/overdrive, 250-amp. alternator (requires Low-profile Front Cap)

Cab Conveniences

MBUX® touchscreen multimedia infotainment system w/navigation, satellite radio, Wi-Fi hotspot, intelligent voice control, SiriusXM® Apple CarPlay®, Android Auto™ Bluetooth® and rear camera
Mercedes me connect vehicle app
Heated power control cab seats w/memory control, armrest, adjustable lumbar support, headrest, recline, slide and manual swivel
3-point seat belts
Airbags driver, passenger, side and curtain
Power assist steering w/tilt wheel
Digital rearview mirror
Blind spot monitoring system (late availability)
Active brake assist
Lane keeping assist
Attention assist
Hill start assist
Crosswind assist
Rain sensor w/integrated wet wiper system

DISTRONIC PLUS® (adaptive cruise control)
Power mirrors w/defrost and turn signals
Auto headlamps w/high beam assist
Automatic climate control
Power door locks w/remote
Power windows
Dash charging station w/wireless charging, 12-volt and USB powerpoints
Dash appliqué package
Sunvisors
Thermal cab windows and windshield blinds
Leather-wrapped steering wheel
2 cab seat lounge cushions

Optional Equipment
Cab seats w/Ultrafabrics® Ultra Select covering

Interior

Dimmable LED ceiling lights
Blackout roller shades (lounge & dining)
Tinted coach windows
Winnebago Connect™ 10" touchscreen w/available companion mobile app
Powered roof vent w/rain cover, electric lift, remote control, thermostat operation (front bunk/lounge)
Fold down dining table and chairs (24T)
Power reclining theater seating w/fold down center armrest with 2 cupholders, USB charging outlets and removable swivel lap tables (24T)
TrueComfort+ sofa w/removable pedestal table (24R)
Cabover bunk 49" x 75" (n/a w/Low-profile Front Cap)

32" LED HDTV
JBL Bluetooth® soundbar
Satellite system ready
Amplified digital TV antenna
Roof wiring access port
120V, 12V, USB-A, USB-C charging ports throughout
Assist bar
Woven vinyl flooring throughout
Soft vinyl ceiling
Dimmable overhead accent LED lighting
Dimmable toe kick accent LED lighting

Optional Equipment
Dual recliners w/removable pedestal table (24R)
Dual-pane euro acrylic windows w/screen and cassette shade
Low-profile Front Cap w/lighted storage

Galley

Laminate countertops
2-burner induction & LP range cooktop
1.6 cu. ft. OTR microwave/convection oven w/touch control (24T)

1.1 cu. ft. microwave/convection oven w/touch control (24R)
10.0 cu. ft. (12V) 2-door compressor-driven refrigerator/freezer
Single stainless sink w/cover
Single control faucet w/sprayer
Pantry (24T)
Flip-up countertop extension
Pop-up outlet w/(2) 120V & (2) USB-A ports
Cold water filtration system
Water-pump switch
Mini blinds
Overhead cabinets w/dimmable LED accent lighting
Lighted soft-close drawers
Dimmable toe kick accent LED lighting

Bath

30" x 34" shower w/built-in seat (24T)
25" x 30" shower (24R)
Retractable, self-cleaning shower screen
Hand-held flexible showerhead
Shower skylight
Lockable bath door (24R)
Porcelain toilet w/foot pedal
Full-width wardrobe cabinet w/sliding doors, 2 drawers and 3 shelves (24T)
Metal clothes rod in wardrobe (24T)
Removable clothes rod in shower
Powered roof vent w/rain cover
Lavatory cabinet
Medicine cabinet (24R)
Towel rack (24R)
Tissue holder

Lightweight solid surface countertop w/integrated round sink
Linen cabinet w/adjustable shelves (24T)
Robe hook(s)
Dimmable medicine cabinet accent LED lighting (24R)
Dimmable toe kick accent LED lighting

Bedroom

60" x 75" Murphy+ queen bed w/WinnSleep® System (24T)
32" x 76" Twin beds w/WinnSleep® System (24R)
Flex bed system twin beds/king bed (24R)
FROLI® deluxe sleeping system (24R)
Wardrobe/drawer storage below beds (24R)
Metal clothes rod (24R)
110V/12V/USB-A/USB-C charging ports
Reading lights
24" LED HDTV (24R)

Exterior

Automatic double entrance doorstep
LED porch light w/interior switch
Stepwell light w/interior switch
Heated gear garage w/L-track cargo tie down system, 110V/12V charging ports, LED lighting
Front and rear mud flaps
Aluminum cab steps w/logoed tread and loop attachment
Powered patio awning w/LED lights and Bluetooth® control

Heating & Cooling System

15,000 BTU air conditioner w/heat pump
25,000 BTU low-profile ducted furnace

Optional Equipment
High efficiency 15,000 BTU Truma® Aventa Comfort™ air conditioner

Electrical System

(1) 320-amp-hour 12V Lithionics® lithium battery w/Bluetooth® control package and battery pack heating system
Coach battery disconnect system
AC/DC load center/converter unit
Automatic dual battery charge control
Dedicated 280-amp. second alternator to charge coach batteries
Exterior AC duplex receptacle
Exterior TV jack
30-amp. power cord
Service Center w/light, cable TV input, 30-amp. power cord, portable satellite dish hookup, QuickPort® service connection hatch
(2) 120-watt flexible surface solar panel/ battery charger controller, junction box includes plug for additional portable solar panel
2,000-watt pure sine wave DC/AC inverter
Wi-Fi router

Optional Equipment
RVMP® 3800W LP generator w/auto transfer switch and auto start system (n/a w/Generator Replacement Package)
Generator Replacement Package includes 960-amp-hour 12V Lithionics® lithium battery pack w/Bluetooth® control package, battery pack heating system and (4) 120-watt solar panels (n/a w/LP generator)

Plumbing System

Insulated water service center houses color-coded labels, pressurized city water hookup/tank diverter valve, drainage valves, exterior wash station w/lighted pump switch
Truma® AquaGo® Comfort Plus® tankless water heater w/recirculation pump

12V heated drainage system
10' sewer hose
Winterization package water heater bypass valve and siphon tube
On-demand water pump
Lockable water tank fill
Permanent-mount LP tank w/gauge
LPG accessory connection (patio area)
Black holding tank flushing system

Safety

LP leak, smoke, and carbon monoxide detectors
Fire extinguisher
Ground fault interrupter
High-mount brake lamps

Warranty⁶

12-month/15,000-mile limited warranty⁷
36-month/36,000-mile limited warranty on structure⁷
10-year limited parts-and-labor warranty on roof skin⁷


FOOTNOTES

- The height of each model is measured to the top of the tallest standard feature and is based on the curb weight of a typically equipped unit. The actual height of your vehicle may vary by several inches depending on chassis or equipment variations. Please contact your dealer for further information.
 - The load capacity of your motorhome is designated by weight, not by volume, so you cannot necessarily use all available space when loading your motorhome.
 - Capacities are based on measurements prior to tank installation. Slight capacity variations can result due to installation applications.
 - Capacities shown are tank manufacturer's listed water capacity (W.C.). Actual filled LP capacity is 80% of listing due to overfilling prevention device on tank.
 - Actual towing capacity is dependent on your particular loading and towing circumstances which includes the GVWR, GAWR, and GCWR, as well as adequate trailer brakes. Please refer to the Operator's Manual of your vehicle for further towing information.
 - See separate chassis warranty.
 - See your dealer for complete warranty information.
 - Sleeping capacity is the maximum based on a specific floorplan.
- n/a Not Available
Not all items available in combination. See dealer for details.


Because features, specifications, equipment, and options may vary from those highlighted here, the buyer is responsible for confirming with the dealer the features, specifications, equipment, and options included on their specific vehicle. In addition, Winnebago's program of continuous product improvement may result in changes to vehicle specifications, equipment, model availability, and price without notice.

DECOR

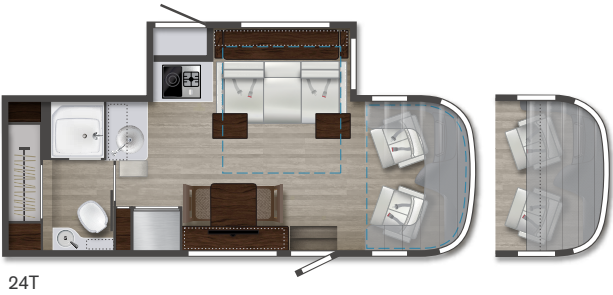
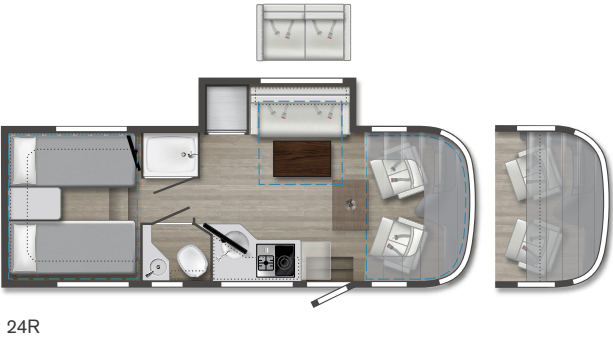
Mod Allure II



Hygge Haus II



FLOORPLANS



Note: Dotted lines denote overhead storage areas. Blue dashed lines denote sleeping areas. Floorplans are representations only and are subject to change. Please contact a certified Winnebago dealer for more information.

EXTERIORS



Dune Frost



Misty Lake



Precious Metals



Smokehouse

