

Paseo

WINNEBAGO



Why Paseo?

- Optional exclusive removable bike rack
- Large 12V refrigerator with separate freezer
- Ford® Transit chassis with EcoBoost® engine, lane keeping alert, and SYNC® 3
- High efficient Truma Combi™ Eco Plus Heating System with (2) 850-watt elements
- Optional exclusive movable ladder and rack system
- Powered armless patio awning with LED lighting
- Optional heated electric drainage system
- Designed and insulated for extended seasons
- Optional 100-watt solar panel battery charger



On the Cover: Magnetic Deluxe

Crosshatch with Washed Maple Cabinetry

Take the Scenic Route

The all-new Winnebago® Paseo™ is a first-of-its-kind Class B coach built on the world-renowned Ford® Transit van chassis. It looks sharp, has a spacious interior, and boasts the power and fuel economy of a Ford EcoBoost engine. The Paseo was consciously designed for a leisurely lifestyle while making the

most of the available space. The rear third of the coach is completely transformable to your needs with the help of a specially-designed Flex Bed System that offers multiple sleeping and daytime configurations. Be one of the first to experience the fun, flexible, fuel-friendly Class B Paseo from Winnebago.




Recognized Quality

The Recreation Vehicle Dealer Association annually rates RV manufacturers and awards the Quality Circle Award to manufacturers that provide exceptional products, service and support. Winnebago Industries is proud to be the only manufacturer that has received this award every year since its inception.



The rear of the Paseo is an innovative living space designed for total day and night comfort. The dinette configuration presents you with two plush bench seats facing an oversized table that seats four for dinner with plenty of elbow room. The table can be lowered out of the way if you just want to relax and watch TV. At night, the dinette converts into a full bed. Above your head, a row of cabinets takes advantage of hidden wall cavities to maximize your storage space. They are adorned with sliding doors in your choice of a Washed Maple or Coffee-Glazed Vienna Maple wood finish that glide smoothly with a touch.



Rear Screen



Rear Screen Down



Our galley engineers worked overtime selecting appliances and crafting a cooking space that encourages eating healthy on the road. This includes a two-burner range top, compressor-driven refrigerator/freezer, microwave/convection oven, and a Corian® countertop with a flip-up extension. A large 26-gallon fresh water holding tank keeps you going strong when you're living off the grid. The inclusion of the Truma Combi™ Eco Plus heating system allows you to travel all year round using a combination of LP and electricity that is over 90% efficient.





Flex Bed System as Full Bed



Shower

By moving the bath forward in the coach, we've avoided protruding wheel wells to create a spacious bath with an elegant curved sliding door. The fold-down sink over the toilet creates further space making this one of the most efficient bathrooms in its class. Catch up on sleep on the Flex Bed System when your day of adventure comes to a close.



Bathroom Sink Up



Bathroom Sink Down



Dash

As the first touring coach of its kind to be built on the Ford Transit chassis, you'll be the first to experience the power and acceleration the of the Ford 3.5 liter EcoBoost V6 engine in a touring coach. Inside, Ford's SYNC® 3 voice-activated technology activates the dash touchscreen with controls for the phone, stereo, and navigation functions. The passenger seat rotates to face a discreetly located flip-out table that is perfectly sized for a laptop or a quick meal on the go.



Powered Mirror with Defrost and Turn Signal



Cab Shades



Radio/GPS Navigator/Rearview Monitor System




Powered Armless Patio Awning with LED Lighting

The Paseo is ready for your next adventure with accessories designed for an active lifestyle, such as an available bike rack that folds neatly against the back wall when not in use. The available roof rack expands your storage capabilities and includes a new movable ladder for loading and unloading. At the end of the day, pull out a chair, extend the new armless awning with a wind sensor, and relax with a cold beverage as you listen to your speaker system that pairs with your Bluetooth® phone. You can also take advantage of additional innovations such as the rear screen wall and the running boards with ground lighting.



Powered Patio Awning LED Lights



Side Screen Door



Exterior Service Center



Exterior Wash Station



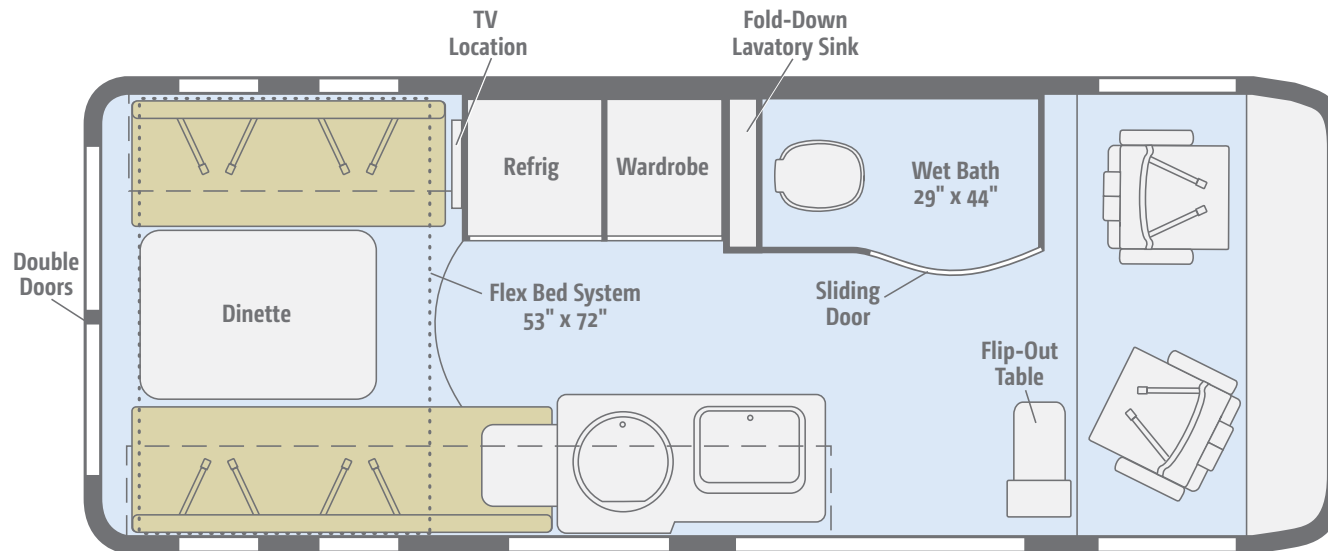
Exterior Speakers



Click here to explore this floorplan's web page.

48P

A fabulous rear dinette/sleeping area is the highlight of an all-new floorplan that also features one of the largest bathrooms in its class.




Standard
Ultraleather



Vinyl

Choose from three fabric collections and two wood finishes.

Rave



Ultraleather



Ultraleather
Accent



Corian Countertop
(Galley)



Vinyl Flooring



Coffee-Glazed
Vienna Maple



Washed Maple

Winnebago® reserves the right to change décor materials and specifications without notice or obligation. Décor is also available online at WinnebagoInd.com.

Choose from three fabric collections and two wood finishes.

Urban



Ultraleather



Ultraleather
Accent



Corian Countertop
(Galley)



Vinyl Flooring



Coffee-Glazed
Vienna Maple



Washed Maple

Winnebago® reserves the right to change décor materials and specifications without notice or obligation. Décor is also available online at WinnebagoInd.com.

Choose from three fabric collections and two wood finishes.

Crosshatch



Ultraleather



Ultraleather
Accent



Corian Countertop
(Galley)



Vinyl Flooring



Coffee-Glazed
Vienna Maple



Washed Maple

Winnebago® reserves the right to change décor materials and specifications without notice or obligation. Décor is also available online at WinnebagoInd.com.

Choose from two stylish full-body paint options for your Paseo.



Magnetic



Magnetic Deluxe

Weights & Measures

	48P
Length	22'1"
Exterior Height ¹	9'10"
Exterior Width	7'4"
Awning Length	13'
Interior Height	6'6"
Interior Width	6'1"
Freshwater Tank Capacity ² (gal.)	26
Water Heater Capacity (gal.)	2.6*
Holding Tank Capacity - Black/Gray ² (gal.)	18/21
LP Capacity ³ (gal.)	6
Fuel Capacity (gal.)	25
GCWR ⁴ (lbs.)	12,600
GVWR (lbs.)	10,360
GAWR - Front (lbs.)	4,130
GAWR - Rear (lbs.)	7,275
Wheelbase	148"
Seating Capacity	6

*Quick Recovery Truma Combi™ water/coach heater system runs on LP and/or 110-volt electric (includes (2)-850-watt heating elements)

Chassis

Ford® Transit Chassis 310-hp, 3.5L, V6 gas engine, 6-speed automatic transmission, 250-amp. alternator

4-wheel ABS brakes

Stainless steel wheel liners

Trailer Hitch⁴ 5,000-lb. drawbar/500-lb. maximum vertical tongue weight

7-pin wiring connector

OPTIONAL EQUIPMENT

Stylized alloy wheels

Cab Conveniences

Radio/GPS Navigation/Rearview Monitor System
Ford SYNC® 3, AM/FM radio, 6.5" color multi-function display, leather-wrapped steering wheel w/audio controls and multi-function display, HD and SiriusXM® Satellite Radio capability (complimentary 6-month subscription included), lane departure warning system

Cab seats armrests, adjustable headrest, and slide/swivel/recline (swivel on passenger seat only)

Airbags driver and passenger front

Cruise control

3-point seat belts

Power steering w/telescoping tilt wheel

Power mirrors w/defrost and turn signal

Power door locks w/remote

Power windows

12-volt powerpoints

Sunvisors

Front and cab window privacy blinds

Interior

19" HDTV and Coach stereo system w/AM/FM radio, Bluetooth,™ CD/DVD player, remote

Amplified Jack® digital TV antenna

LED ceiling lights

Insulated nighter/screen shades

Soft vinyl ceiling

Tinted coach windows

Powered ventilator fan (galley)

Powered roof vent (bath)

Systems monitor panel

Pedestal table

OPTIONAL EQUIPMENT

Powered ventilator fan w/rain cover, electric lift, remote w/LCD screen, thermostat operation, and exhaust airflow (galley)

Galley

Corian® countertop

Microwave/convection oven w/touch controls

2-burner range top w/glass cover and heat shield

Refrigerator/freezer, compressor-driven 12-volt

Stainless steel sink w/glass cover

Cold water filtration system (galley)

Cabinets and overhead storage

Flip-up countertop extension

Bath

Flexible showerhead

Medicine cabinet

Fold-down sink

Toilet w/foot pedal and sprayer

Shower curtain

Shower package w/showerpan

Shower w/wall surround

Tissue holder

Towel ring

Sliding tambour bath door

Bedroom

Cross-coach sleeping (rear dinette)

Exterior

Powered armless patio awning w/LED lighting and wind sensor

Porch light w/interior switch

Service light (driver's side) w/interior switch

Exterior speaker system

Stainless steel valance panel trim

Side and rear screen doors

Aluminum driver cab step w/LED lighting

Aluminum running boards (passenger w/LED lighting)

OPTIONAL EQUIPMENT

Bike rack (adjustable width)

Roof-mounted rack w/movable ladder

Heating & Cooling System

13,500 BTU high-efficiency roof air conditioner
Truma Combi Eco Plus Heating System w/(2) 850-watt elements

Electrical System

AC/DC load center, 45-amp. converter/charger

Auxiliary start circuit

2-deep-cycle Group 31 batteries (AGM maintenance-free)

Coach battery disconnect system

Automatic dual-battery charge control

30-amp. power cord

Exterior TV jack

Exterior AC/DC receptacle

2,800-watt Cummins Onan® gas generator

Energy Management System

OPTIONAL EQUIPMENT

100-watt solar panel battery charger w/controller, junction box, and plug for additional portable solar panel

Plumbing System

LPG accessory connection (rear)

Pressurized city water hookup

Exterior wash station w/pump switch

10' sewer hose

Winterization Package water heater bypass valve and siphon tube

On-demand water pump

Permanent-mount LP tank w/gauge

Holding tank flushing system

OPTIONAL EQUIPMENT

Heated drainage system

Safety

LP, smoke, and carbon monoxide detectors

10 BC fire extinguisher

Ground fault interrupter

High-mount brake lamp

Warranty⁵

12-month/15,000-mile basic warranty⁶

1. The height of each model is measured to the top of the tallest standard feature and is based on the curb weight of a typically equipped unit. The actual height of your vehicle may vary by several inches depending on chassis or equipment variations. Please contact your dealer for further information.
2. Capacities are based on measurements prior to tank installation. Slight capacity variations can result due to installation applications.
3. Capacities shown are tank manufacturer's listed water capacity (W.C.) Actual filled LP capacity is 80% of listing due to overfilling prevention device on tank.
4. Actual towing capacity is dependent upon your particular loading and towing circumstances, which includes the GVWR, GAWR and GCWR as well as adequate trailer brakes. Please refer to the Operator's Manual of your vehicle for further towing information.
5. See separate chassis warranty.
6. See your dealer for complete warranty information.

NA Not Available

Not all items available in combination. See dealer for details.

Winnebago's* continuing program of product improvement makes specifications, equipment, model availability, and prices subject to change without notice. Published content reflects the most current product information at time of printing. Please consult your dealer for individual vehicle features and specifications.





Let us host your next

Adventure



WGOAdventures.com



Show your Winnebago love with high-quality gifts and wearables.



Apparel | Gifts | Parts | Gear

WinnebagoOutdoor.com

Find your style



Connect with Winnebago (Click one of the following)



Like us



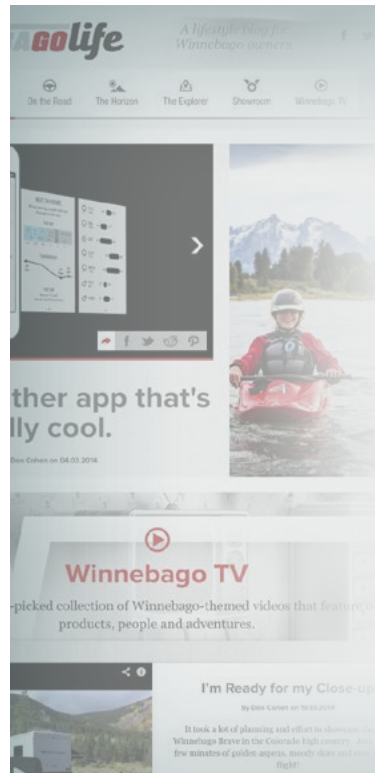
Follow us



Watch us

WinnebagoInd.com Has All The Answers

Visit WinnebagoInd.com on your computer, smartphone, or tablet for the latest product information and updates.



Welcome to GoLife!

Visit our lifestyle blog for motorhome news, personal travelogues, and community stories.

WinnebagoLife.com

GoLife

PREFERRED CARE PROGRAM

We back our motorhomes with best-in-class support both before *and* after the sale:



- 12-month/15,000-mile basic limited warranty
- Complimentary 24-hour roadside assistance program
- TripSaver® Fast Track Parts guarantees that in-stock warranty parts ship directly to your dealer within 24 hours
- National dealer service network



For more information, visit us
WGOService.com



From RV to personal insurance, Winnebago RV Insurance can provide all the coverage and services you need to feel at home on the road.

For more information:
(800) 642-4892



CONTACT US

GENERAL INQUIRIES

Corporate Switchboard
(641) 585-3535

CURRENT PRODUCT OWNER AND SERVICE-RELATED INQUIRIES

(800) 537-1885
or winnebagoind.com

NEW VEHICLE SALES INQUIRIES

sales@winnebagoind.com

FAX

(641) 585-6966

POSTAL ADDRESS

Winnebago Industries, Inc.
P.O. Box 152
Forest City, IA 50436

STREET ADDRESS

Winnebago Industries, Inc.
605 West Crystal Lake Road
Forest City, IA 50436



Join the Club, Join the Fun

Here's the perfect way to begin your life on the road as the owner of a new Winnebago – by joining the exclusive WIT Club. Start your adventure with other fun-loving WIT Club members from across the country and get the most out of your new Winnebago motorhome.



Members enjoy:

- Caravans and rallies
- Newsletters
- Local and state group activities
- RV travel benefits

See more at
WITClub.com



Grand National Rally

Each year, thousands of Winnebago owners descend upon Forest City, Iowa. Rally-goers enjoy an unforgettable week reconnecting with friends, taking tours, participating in activities, and more. Join the adventure next July!