

Reyo

WINNEBAGO[®]



Why Reyo?

- Mercedes-Benz[®] Sprinter chassis
- Infotainment Center with Rand McNally RV GPS
- Swivel cab seats
- Powered patio awning with LED lighting
- Threshold[™] Quiet RV Door and retractable screen door
- MCD solar/blackout roller shades
- HDTVs
- Ultraleather[™] furniture
- Rearview Monitor System



On the Cover: 25P Sandrift Premium Full-Body Paint

25P Tango with High-Gloss Marbella Cherry Cabinetry

Quality Fun at Your Fingertips

Every time you grab the wheel, you will feel the power and remarkable fuel efficiency that the Reyo offers with its strong, but nimble, Mercedes-Benz® Sprinter chassis. Innovative features like the Flex Bed System allow more space for other upscale amenities including Ultraleather™ swivel cab seats, MCD solar/blackout roller shades, and a

variety of dining seating options. All models are built to Winnebago's® legendary quality standards and feature bold exterior styling and three interior decor choices so you can determine your own course. If you are looking for a comfortable ride with unmatched fuel economy, look no further than the Reyo.



Recognized Quality The Recreation Vehicle Dealer Association annually rates RV manufacturers and awards the Quality Circle Award to manufacturers that provide exceptional products, service, and support. Winnebago is proud to be the only manufacturer that has received this award every year since its inception.

Best in Class

See how Winnebago takes motorhome design and function to the next level, and why we've earned the right to be called the Most Recognized Name in Motorhomes.®



Click on this icon throughout the brochure to link to more information on the web.



Enjoy the fully-adjustable **Ultraleather™ Cab Seats** that swivel to become part of the lounge. Add to your comfort with the cab lounge seat cushions that raise the seat height by 4."



The **BenchMark®** full comfort dinette (25P) offers residential innerspring cushions that flip up for easy access to storage below. At night, it quickly converts into a cozy sleeping space.



Cabinets in the cab provide extra storage space to stow your items during travel.



The **Threshold™ Quiet RV Door** utilizes an airplane door-inspired seal design to reduce wind and road noise while working seamlessly with the retractable screen door.



Enjoy the exterior **Golf Bag Storage Compartment** with framework and straps to secure 2 golf bags (25P).

Relaxing has never been easier in the Reyo, whether it's game time, dinnertime, or just plain hangout time. Personalize your Reyo with three décor collections and two wood finishes. You can control how much light and privacy you want with MCD solar/blackout roller shades or upgrade to the available lightweight, scratch-resistant Acrylic Windows featuring built-in screens and shades that pull up from the window base so you can enjoy a cool breeze while maintaining privacy. You'll also enjoy the HDTV that is connected to the coach stereo system with Bluetooth™ so you can stream your favorite tunes. With interior LED lighting, you'll reduce lighting energy consumption by up to 70 percent, which significantly extends power when dry camping.



25P Tango with High-Gloss Marbella Cherry Cabinetry



HDTV



Available Acrylic Window with Built-in Screen and Shade



25P Galley

Whether preparing simple snacks or cooking a gourmet meal, this full-featured galley keeps everything within reach. Make your favorite dishes with ease in the microwave/convection oven, while the double-door Norcold® refrigerator/freezer has ample room for cold storage. The deep, stainless steel sink and faucet hide beneath a glass cover for added countertop space and easy cleanup.



Two-Burner Range Top with Glass Cover




Sink with Glass Cover



Refrigerator/Freezer



Sink with Glass Cover Down



Full-Extension Drawer Slides



25P Bedroom



25P Bedroom HDTV

No matter how you like to sleep, the Reyo offers three unique bedroom choices, each with an HDTV. The 25P features a double bed and wardrobe with plenty of additional drawer space below, while the 25Q boasts a walk-around queen bed with wardrobe and added storage. For those needing a greater variety of sleeping arrangements, the Flex Bed System in the 25T converts the twin beds into a queen bed, so you can easily accommodate overnight guests. The 25Q and 25T both offer a large, dynamically-angled mid-coach bath, while the 25P bath features a tambour sliding door. Each bath features a stylish skylight and flexible showerhead.



25P Under-Bed Storage



25P Bathroom



25P Wardrobe



Dash

Jump behind the wheel of the fuel-efficient Reyo and you'll immediately appreciate its easy ride and maneuverability thanks to the Mercedes-Benz Sprinter chassis. You'll appreciate the latest in-dash technology found in the Infotainment Center with its Rand McNally RV GPS. A 6" color touch screen monitor, turn-by-turn voice guidance, AM/FM radio with CD/DVD player, and SiriusXM™ (subscription not included) make a safe and entertaining trip.



Powered Mirrors



Swivel Cab Seats

Driving the Reyo is incredibly quiet thanks to the innovative Threshold™ Quiet RV Door that utilizes an airplane door-inspired seal design to reduce wind and road noise. Choose between deluxe graphics, full-body paint, or an available deluxe upgrade package that includes premium full-body paint with stylized chrome wheels, polished stainless steel panel trim, chrome door handles, chrome rearview mirrors, and chrome exhaust tip. Once settled at a campsite, a simple push of the button extends your powered patio awning for shade. Cleaning gear, kids, or pets is a breeze with the exterior wash station.



Powered Patio Awning with LED Lighting



Golf Bag Storage Compartment



Available Chrome Wheels



Exterior Wash Station



Awning LED Lighting

The Foundation of Fun

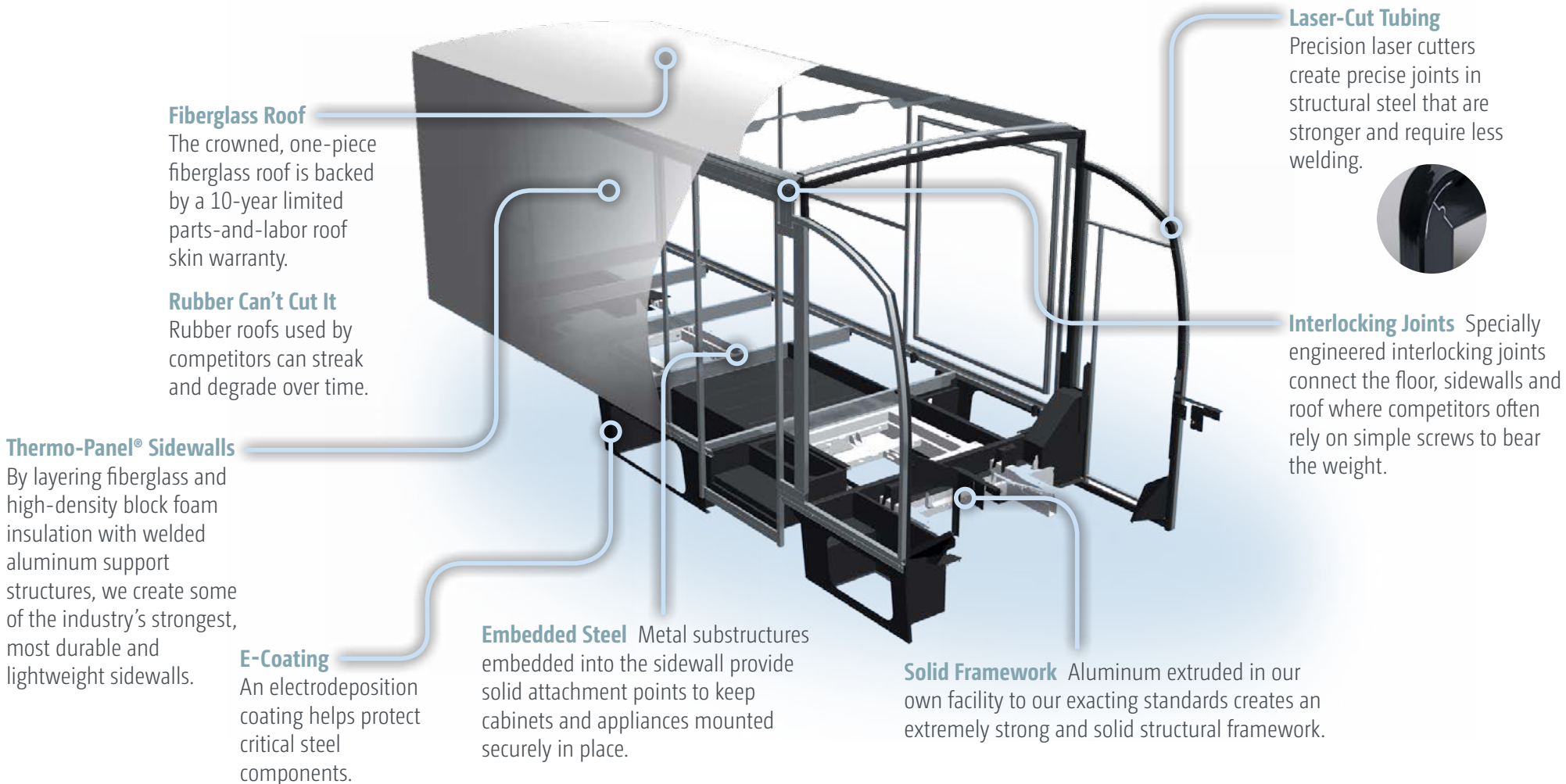
The Reyo's revolutionary design starts with the versatile Mercedes-Benz Sprinter F50 chassis. A powerful Mercedes-Benz turbo-diesel engine makes the Reyo a coach that is both fun to drive and a pleasure to call home. Adaptive ESP® electronic

stability control delivers more responsive control with ABS, traction control (ASR) and load adaptive control (LAC) that calculates the vehicle's mass and center of gravity to ensure optimum stability.



Mercedes-Benz Sprinter F50 Chassis

- 3.0L Turbo-Diesel Engine
- 5-Speed Automatic Transmission
- 11,030-lb. GVWR
- Adaptive ESP Technology
- 220-amp. Alternator
- 5,000-lb.⁵ Hitch
- Available Stylized Aluminum Wheels



Fiberglass Roof

The crowned, one-piece fiberglass roof is backed by a 10-year limited parts-and-labor roof skin warranty.

Rubber Can't Cut It

Rubber roofs used by competitors can streak and degrade over time.

Thermo-Panel® Sidewalls

By layering fiberglass and high-density block foam insulation with welded aluminum support structures, we create some of the industry's strongest, most durable and lightweight sidewalls.

E-Coating

An electrodeposition coating helps protect critical steel components.

Embedded Steel Metal substructures embedded into the sidewall provide solid attachment points to keep cabinets and appliances mounted securely in place.

Solid Framework Aluminum extruded in our own facility to our exacting standards creates an extremely strong and solid structural framework.

Laser-Cut Tubing

Precision laser cutters create precise joints in structural steel that are stronger and require less welding.



Interlocking Joints Specially engineered interlocking joints connect the floor, sidewalls and roof where competitors often rely on simple screws to bear the weight.

SUPER STRUCTURE®

BUILT TO LAST

Every coach—from our smallest Class C to our largest diesel-pusher model—is built to Winnebago's® legendary SuperStructure® construction standards. It's a process developed and refined over more than 50 years of building some of the strongest, most durable coaches in the industry.


TESTING Before rolling out of our factories, every coach undergoes an extensive 113-point inspection. Each coach also passes a high-pressure water test that simulates rain at a rate of 50-inches per hour to check for leaks. During the design process, our computer simulations, physical testing center, and rigorous test track ensure each model is built to last.



DETAILS At Winnebago, we treat the features you can't see with the same care as the ones you can. Look in the access panels of some of our competitors' coaches and you'll see loose insulation and wires haphazardly strewn about. Winnebago maintains a clean fit and finish throughout so your coach will last for the long haul.



BUILT IN-HOUSE We extrude our own aluminum. We rotocast our own plastic components. In fact, we manufacture most of our own parts so they are designed to fit the space, rather than fitting the space to an awkward off-the-shelf component size.



**SUPER
STRUCTURE**[®]
BUILT TO LAST


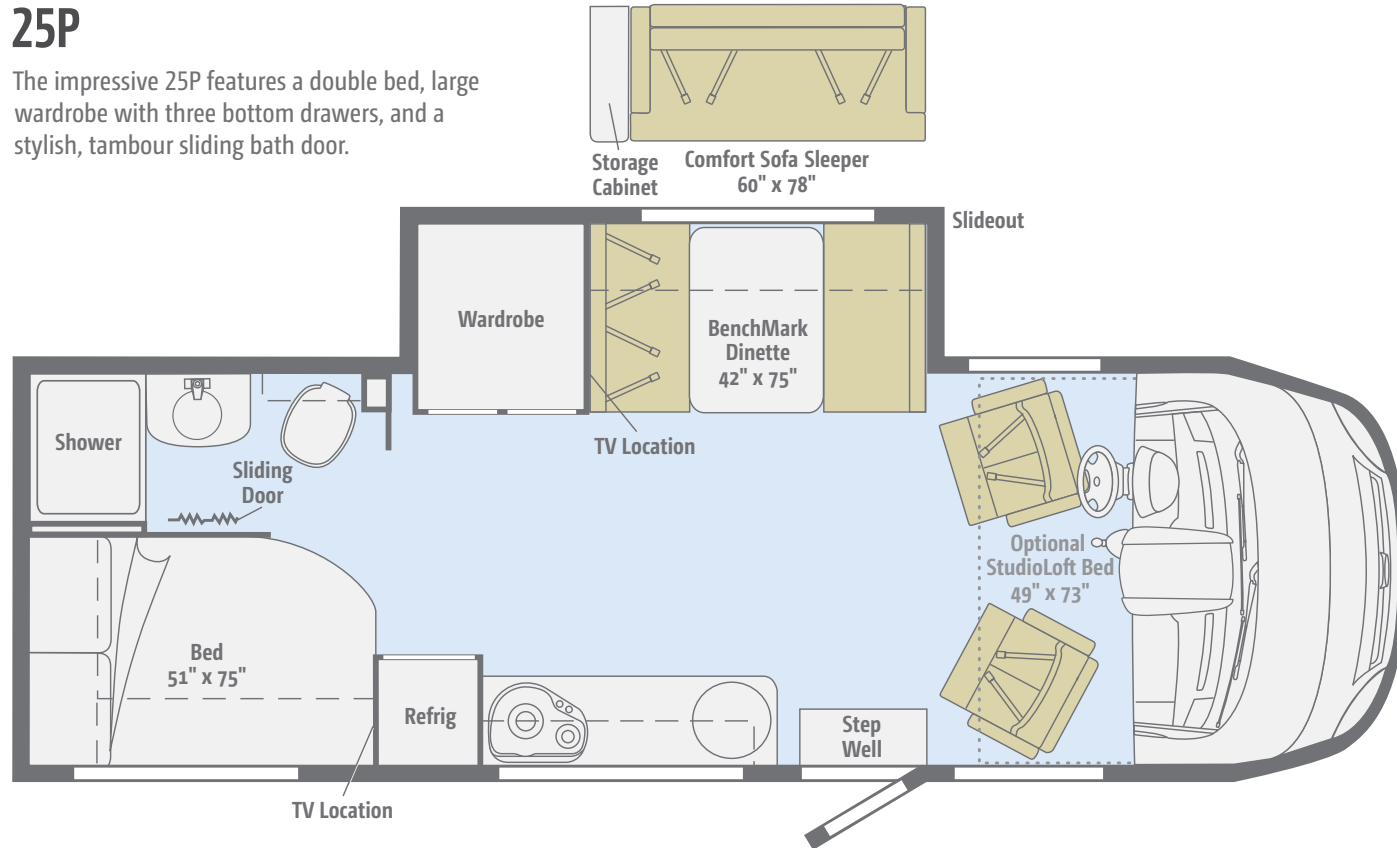
Visit BetterBuiltRVs.com to gain real insight into what goes into a Winnebago motorhome.

TAKE A TOUR We're proud of our processes, state-of-the-art facilities, and the people who make Winnebago number one. We invite you to visit our complex in Forest City, Iowa, for a firsthand look at the dedication and technology behind every motorhome we build.



25P

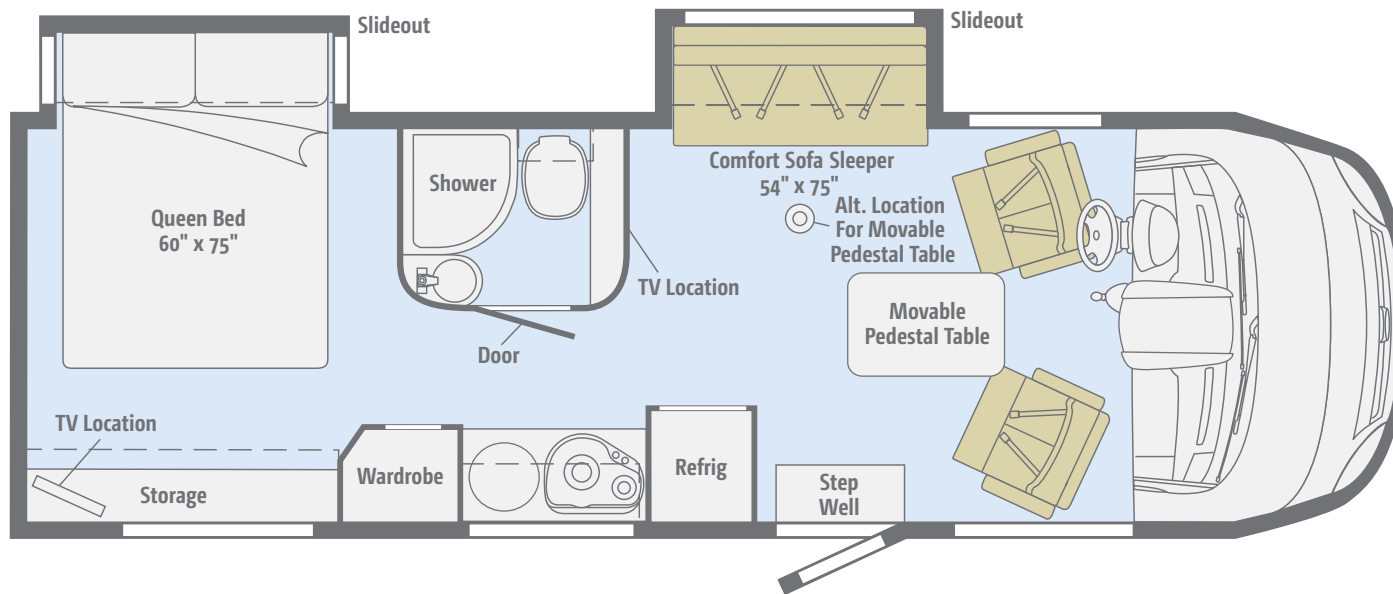
The impressive 25P features a double bed, large wardrobe with three bottom drawers, and a stylish, tambour sliding bath door.



Dimensions shown are for sleeping space only and may vary due to styling differences. Dashed lines denote overhead storage areas. Floorplans and specifications are also available online at Goltasca.com.

25Q


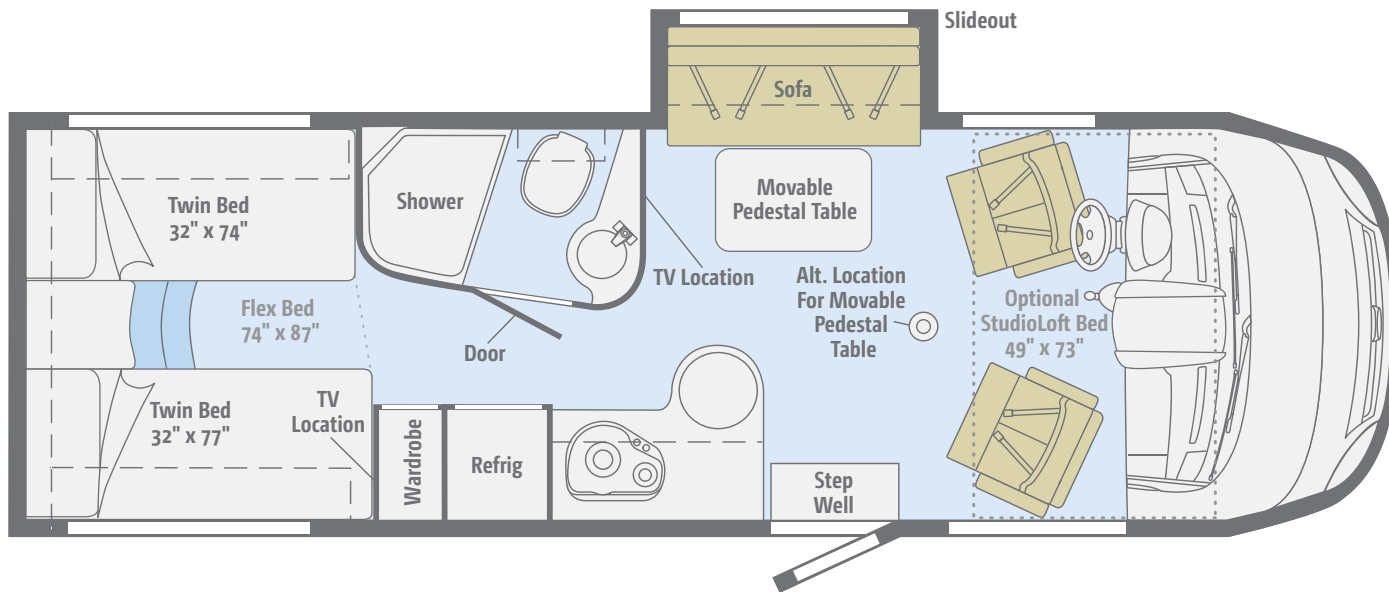
This dual-slideout floorplan features a comfortable bedroom with a walk-around queen bed and a spacious lounge with the Comfort Sofa Sleeper.



Dimensions shown are for sleeping space only and may vary due to styling differences. Dashed lines denote overhead storage areas. Floorplans and specifications are also available online at Goltasca.com.

25T

With the Flex Bed System and a movable pedestal table, the 25T gives you more sleeping and dining options to accommodate your traveling companions.



Dimensions shown are for sleeping space only and may vary due to styling differences. Dashed lines denote overhead storage areas. Floorplans and specifications are also available online at Goltasca.com.

Choose from three fabric collections and two wood finishes.


Tango



Ultraleather



Accent



Bedsread



Laminate
Countertop



Wall Board



Vinyl



Aosta Cherry



High-Gloss
Marbella Cherry*

Winnebago reserves the right to change décor materials and specifications without notice or obligation.

**High-Gloss finish in select areas*

Choose from three fabric collections and two wood finishes.

Incline



Ultraleather



Accent



Bedspread



Laminate
Countertop



Wall Board



Vinyl



Aosta Cherry




High-Gloss
Marbella Cherry*

Winnebago reserves the right to change décor materials and specifications without notice or obligation.

**High-Gloss finish in select areas*

Choose from three fabric collections and two wood finishes.

Whitesand



Ultraleather



Accent



Bedsread



Laminate
Countertop



Wall Board



Vinyl



Aosta Cherry



High-Gloss
Marbella Cherry*

Winnebago reserves the right to change décor materials and specifications without notice or obligation.

**High-Gloss finish in select areas*

The streamlined appearance of the Reyo is enhanced with deluxe graphics and available full-body paint. The deluxe package upgrade includes premium full-body paint with stylized chrome wheels, polished stainless steel panel trim, chrome assist handle and door handles, chrome rearview mirrors, and a chrome exhaust tip.



Bright Platinum
DELUXE GRAPHICS



Mojave Mist
DELUXE GRAPHICS

The streamlined appearance of the Reyo is enhanced with deluxe graphics and available full-body paint. The deluxe package upgrade includes premium full-body paint with stylized chrome wheels, polished stainless steel panel trim, chrome assist handle and door handles, chrome rearview mirrors, and a chrome exhaust tip.



Sandalwood
FULL-BODY PAINT



Polished Pewter
FULL-BODY PAINT

The streamlined appearance of the Reyo is enhanced with deluxe graphics and available full-body paint. The deluxe package upgrade includes premium full-body paint with stylized chrome wheels, polished stainless steel panel trim, chrome assist handle and door handles, chrome rearview mirrors, and a chrome exhaust tip.



Cashmere
FULL-BODY PAINT



Harbor
FULL-BODY PAINT

The streamlined appearance of the Reyo is enhanced with deluxe graphics and available full-body paint. The deluxe package upgrade includes premium full-body paint with stylized chrome wheels, polished stainless steel panel trim, chrome assist handle and door handles, chrome rearview mirrors, and a chrome exhaust tip.



Sandrift
(Requires Optional Deluxe Package Upgrade)
PREMIUM FULL-BODY PAINT



Pewter
(Requires Optional Deluxe Package Upgrade)
PREMIUM FULL-BODY PAINT

Weights & Measures

	25P	25Q	25T
Length	25'5"	25'5"	25'5"
Exterior Height ¹	10'10"	10'10"	10'10"
Exterior Width	7'6"	7'6"	7'6"
Exterior Storage ² (cu. ft.)	70	54	92
Awning Length	16'	16'	16'
Interior Height	6'5"	6'5"	6'5"
Interior Width	7'3"	7'3"	7'3"
Freshwater Capacity w/Heater ³ (gal.)	29	27	28
Water Heater Capacity	Continuous	6	6
Holding Tank Capacity - Black/Gray ⁴ (gal.)	34/40	40/30	36/36
LP Capacity (gal.)	13	13	13
Fuel Capacity (gal.)	26.4	26.4	26.4
GCWR ⁵ (lbs.)	15,250	15,250	15,250
GVWR (lbs.)	11,030	11,030	11,030
GAWR - Front (lbs.)	4,410	4,410	4,410
GAWR - Rear (lbs.)	7,720	7,720	7,720
Wheelbase	170"	170"	170"

Mercedes-Benz® Sprinter F50 Chassis

3.0L 6-cylinder, 188-hp, turbo-diesel engine, 5-speed automatic Tip Shift transmission, 220-amp. alternator

Hydraulic brakes w/ABS

Adaptive ESP® technology

Trailer Hitch⁶ 5,000-lb. drawbar/500-lb. maximum vertical tongue weight w/7-pin connector

Stainless steel wheel liners

OPTIONAL EQUIPMENT

Stylized aluminum wheels

Available Deluxe Package

(Requires Sandrift or Pewter Premium Full-Body Paint)

(Requires interior w/High-Gloss Marbella Cherry cabinetry)

Polished stainless steel rocker panel trim, chrome exhaust tip, rearview mirrors and door handles, assist handle, stylized chrome wheels, galley backsplash upgrade w/accent lighting

Cab Conveniences

Cab Seats armrests, adjustable lumbar support, headrest, swivel/slide, recline

Cab lounge seat cushions

Power steering w/tilt and telescoping wheel

Power door lock w/remote for main entry door

3-point seat belts

Dash appliqué package

Removable 1-piece fitted carpet liner

12-volt powerpoints

Power mirrors w/defrost and built-in sideview video camera system

Cruise control

Chassis/house battery radio power switch

Sunvisors

Front wraparound curtain

Infotainment Center with Rand McNally RV

GPS 6" touch screen color monitor w/split screen function, Rand McNally RV GPS safe & easy routing, amenities & tools, trips & content, turn-by-turn voice guidance, AM/FM radio w/CD/DVD player, handheld remote, Sirius XM™ (subscription not included), compass, outside temperature, iPod®/iPhone® audio integration, Bluetooth™, color rearview camera

Interior

OnePlace® systems center

Soft vinyl ceiling

Stereo System AM/FM, alarm clock, CD/DVD player, Bluetooth input jack

26" HDTV (25Q, 25T)

32" HDTV (25P)

Satellite system ready

Tinted windows

LED ceiling lights (coach)

MCD solar/blackout roller shades

Amplified digital TV antenna system

Powered roof vent (bath)

Roof vent w/powered ventilator fan (galley 25P, 25Q)

OPTIONAL EQUIPMENT

Satellite TV antenna system

Dual-pane coach windows w/built-in screen and shade

StudioLoft™ (NA 25Q)

Galley

Microwave/convection oven

Vented range hood (25T)

2-burner range top w/glass cover

Norcold® double-door refrigerator/freezer

Stainless steel sink w/glass cover and folding faucet

Laminate countertops

Decorative backsplash

Water filtration system (cold water only)

Bath

Flexible showerhead

Retractable, self-cleaning shower screen (25P, 25T)

Shower curtain (25Q)

Skylight

Toilet w/foot pedal and sprayer

Bedroom

Flex Bed System twin beds/queen bed w/foam mattress, pillows w/shams, and access to storage below (25T)

Double bed w/headboard, foam mattress, mattress cover, pillow shams (25P)

Queen bed w/headboard, innerspring mattress, pillows, shams, bedspread, and access to storage below (25Q)

22" HDTV

Exterior

Premium high-gloss sidewall skin

16' powered patio awning w/LED lighting

Threshold™ RV entrance door

Retractable screen door

Automatic entrance door steps

Lighted storage compartment (in select compartments)

Mud flaps (rear)

Porch light

Stepwell light

Golf bag storage compartment w/framework and straps to secure 2 golf bags (25P)

OPTIONAL EQUIPMENT

Driver-side door w/power lock and power window
(NA w/StudioLoft)

Lower front protective mask (requires full-body paint)

Heating & Cooling System

14,800 BTU air conditioner w/heat pump

20,000 BTU low-profile furnace

Electrical System

Service Center cable TV input, 30-amp. power cord, portable satellite dish hook-up

AC/DC load center, 45-amp. converter/charger

Auxiliary start circuit

Battery disconnect system (coach)

2 deep-cycle, Group 24 RV batteries

Automatic dual-battery charge control

3,600-watt Cummins Onan® MicroQuiet™ LP generator

1,000-watt DC/AC inverter

Exterior AC duplex receptacle

OPTIONAL EQUIPMENT

3,200-watt Cummins Onan diesel generator

Plumbing System

Service Center color-coded labels, city water hookup/tank diverter fill, drainage valves, 10' sewer hose, exterior wash station w/lighted pump switch

TrueLevel™ holding tank monitoring system

Tankless water heater (25P)

6-gallon water heater w/electric ignition, 110-volt/LP (NA 25P)

Winterization Package w/siphon tube

On-demand water pump

Permanent-mount LP tank w/remote fill

Water tank fill w/lockable door

OPTIONAL EQUIPMENT

Heated drainage system

Safety

Child seat tether anchor (25P)

LP, smoke, and carbon monoxide detectors

10 BC fire extinguisher

Ground fault interrupter

High-mount brake lamps

Daytime running lights

Fog lights

Warranty⁶

12-month/15,000-mile basic limited warranty⁷

36-month/36,000-mile limited warranty on structure⁷

10-year limited parts-and-labor warranty on roof skin⁷

¹ The height of each model is measured to the top of the tallest standard feature and is based on the curb weight of a typically equipped unit. The actual height of your vehicle may vary by several inches depending on chassis or equipment variations. Please contact your dealer for further information.

² The load capacity of your motorhome is designated by weight, not by volume, so you cannot necessarily use all available space when loading your motorhome.

³ Capacities are based on measurements prior to tank installation. Slight capacity variations can result due to installation applications.

⁴ Capacities shown are tank manufacturer's listed water capacity (W.C.) Actual filled LP capacity is 80% of listing due to overfilling prevention device on tank.

⁵ Actual towing capacity is dependent upon your particular loading and towing circumstances, which includes the GVWR, GAWR and GCWR as well as adequate trailer brakes. Please refer to the Operator's Manual of your vehicle for further towing information.

⁶ See separate chassis warranty.

⁷ See your dealer for complete warranty information.

Winnebago's continuing program of product improvement makes specifications, equipment, model availability, and prices subject to change without notice. Published content reflects the most current product information at time of printing. Please consult your dealer for individual vehicle features and specifications.



Goltasca.com Has All The Answers



Visit Goltasca.com on your computer, smartphone or tablet for the latest product information and updates.

go LIFE

Welcome to GoLife!

Visit our lifestyle blog for motorhome news, personal travelogues, and community stories.



WINNEBAGOLIFE.COM

PREFERRED CARE PROGRAM

We back our motorhomes with best-in-class support both before and after the sale:

- 12-month/15,000-mile basic limited warranty
- 36-month/36,000-mile limited warranty on structure
- 10-year limited parts-and-labor warranty on roof skin
- Complimentary 24-hour roadside assistance program



- TripSaver® Fast Track Parts guarantees that in-stock warranty parts ship directly to your dealer within 24 hours
- National dealer service network



For more information, visit us at WGOService.com



WIT CLUB

Join the Club, Join the Fun


Here's the perfect way to begin your life on the road as the owner of a new Winnebago – by joining the exclusive WIT Club. Start your adventure with other fun-loving WIT Club members from across the country and get the most out of your new Winnebago motorhome.



Members enjoy:

- Caravans and rallies
- Newsletters
- Local and state group activities
- RV travel benefits

See more at WITclub.com



Grand National Rally

G'day mates! Explore the outback at this year's "Down Under" Grand National Rally. Each year, thousands of Winnebago owners descend upon the land down under – a.k.a. Forest City, Iowa.



Rally-goers enjoy an unforgettable week reconnecting with friends, taking tours, participating in activities, and more. Hop on down and join the adventure this July!