

View

WINNEBAGO[®]



Why View?

- Mercedes-Benz[®] Sprinter chassis
- Primera swivel cab seats
- Available cabover bunk
- Radio/Rearview Monitor System
- Energy-efficient LED lighting
- Powered patio awning
- Maximum usability with SmartSpace[™] design
- Flex Bed System (24V)
- MCD blackout roller shades
- Available Infotainment Center with Rand McNally RV GPS



On the Cover: 24J Charcoal Full-Body Paint (with Available Cabover Bunk)
24J Carbon Champagne Deluxe Graphics

24J Studio B with High-Gloss Marbella Cherry/Canvas Cabinetry

The Best View Around

See new sights with the View® and experience the performance, towing power, and fuel economy of the reputable Mercedes-Benz® Sprinter chassis. With an emphasis on comfortable living, the View features four attractive floorplans with room for expanded dining and relaxation. With sleeping arrangements ranging from an available cabover bunk to a


queen bed to the twin bed Flex Bed System, you can easily accommodate family or friends. Featuring our SmartSpace™ design philosophy, this fuel-efficient Class C motorhome continually surprises with its spacious interiors and plentiful amenities. Embrace comfort and efficiency when you travel in the leading Sprinter-based View.



Recognized Quality The Recreation Vehicle Dealer Association annually rates RV manufacturers and awards the Quality Circle Award to manufacturers that provide exceptional products, service, and support. Winnebago is proud to be the only manufacturer that has received this award every year since its inception.

Best in Class

See how Winnebago takes motorhome design and function to the next level, and why we've earned the right to be called the Most Recognized Name in Motorhomes.®

 Click on this icon throughout the brochure to link to more information on the web.




Enjoy the fully-adjustable **Primera Cab Seats** that swivel to become part of the lounge. Add to your comfort with the available cab lounge seat cushions that raise the seat height by 4 inches.



The available **Infotainment Center with Rand McNally RV GPS** features a touch screen color monitor, CD/DVD player, turn-by-turn voice navigation, rearview monitor, SiriusXM™ satellite radio (subscription not included), and much more.



 During the day, enjoy meals at the **U-Shaped Dinette** and kick back with the footrests that flip up. At night, convert the dinette to a bed for a sleeping space for your guests.



The easily-accessible **2-Burner Range Top** comes with a glass cover that folds down to provide more counter space.

The BenchMark® full comfort dinette comes standard in the 24M and provides seating, storage, and sleeping space in one versatile package, while the 24J offers a U-shaped dinette with footrests. The 24G and 24V feature your choice of the standard sofa/sleeper with a movable table or the available L-shaped sectional dinette. Popular amenities include a coach stereo system, an HDTV, available powered skylight/roof vent with a sliding screen and pleated shade, MCD roller shades, and more. Plus, standard LED lighting reduces lighting energy consumption by up to 70 percent—dramatically cutting energy demand during extended dry camping trips.



24J Studio B with High-Gloss Marbella Cherry/Canvas Cabinetry



24J Available Powered Skylight/Roof Vent



24J U-Shaped Dinette as Bed



24J HDTV



24J Galley

It's easy to prepare snacks and full meals using the versatile and convenient microwave/convection oven. You'll have extra food prep space when you make use of the flip-up glass range cover. The interior upgrade package comes with a frosted galley backsplash with accent lighting and two sink covers.



Refrigerator/Freezer



2-Burner Range Top with Glass Cover



Full-Extension Drawer Slides



24J Bed



24J Bed with Headrests



24J Under-Bed Storage

Sleeping arrangements abound in your View. A double bed (24J) with headrests that flip up creates the perfect place to read. The Flex Bed System in the 24V provides multiple options while the 24G features a spacious, walk-around queen bed with storage on both sides. You can watch your favorite shows late at night on the available HDTV (NA 24M). The 1,000-watt inverter with a dedicated 110-volt outlet connection provides convenient use of power when shoreline power is not available.



24J Bathroom Vanity



24J Shower



Dash

The open road always calls when you experience it from the comfort of the Primera cab seats. Once parked, these luxury cab seats can swivel to face the lounge, providing additional seating and increasing your general living space. Popular amenities include the touch screen radio that lets you listen to CDs or MP3s and incorporates the Rearview Monitor System for safe backing and maneuvering. Choose the available Infotainment Center with Rand McNally RV GPS including SiriusXM™ satellite radio (subscription not included) for quality trip guidance and nonstop digital entertainment.



Cab Seats



Pleated Windshield Blinds

Make lasting memories by spending the day outdoors, and enjoy the shade provided by the standard powered patio awning with LED lighting and a protective metal wrap (available with full-body paint). You can even take your music outdoors with the exterior speaker system. Each model features a surprising amount of exterior storage and an exterior service center with color-coded labeling for hassle-free hookups.



24J Powered Patio Awning




Exterior Service Center



Exterior Storage Compartment



Available Stylized Chrome Wheels



Awning LED Lighting

Fiberglass Roof The crowned, one-piece fiberglass roof is backed by a 10-year limited parts-and-labor roof skin warranty.

Rubber Can't Cut It Rubber roofs used by competitors can streak and degrade over time.

Interlocking Joints Specially engineered interlocking joints connect the floor, sidewalls and roof where competitors often rely on simple screws to bear the weight.



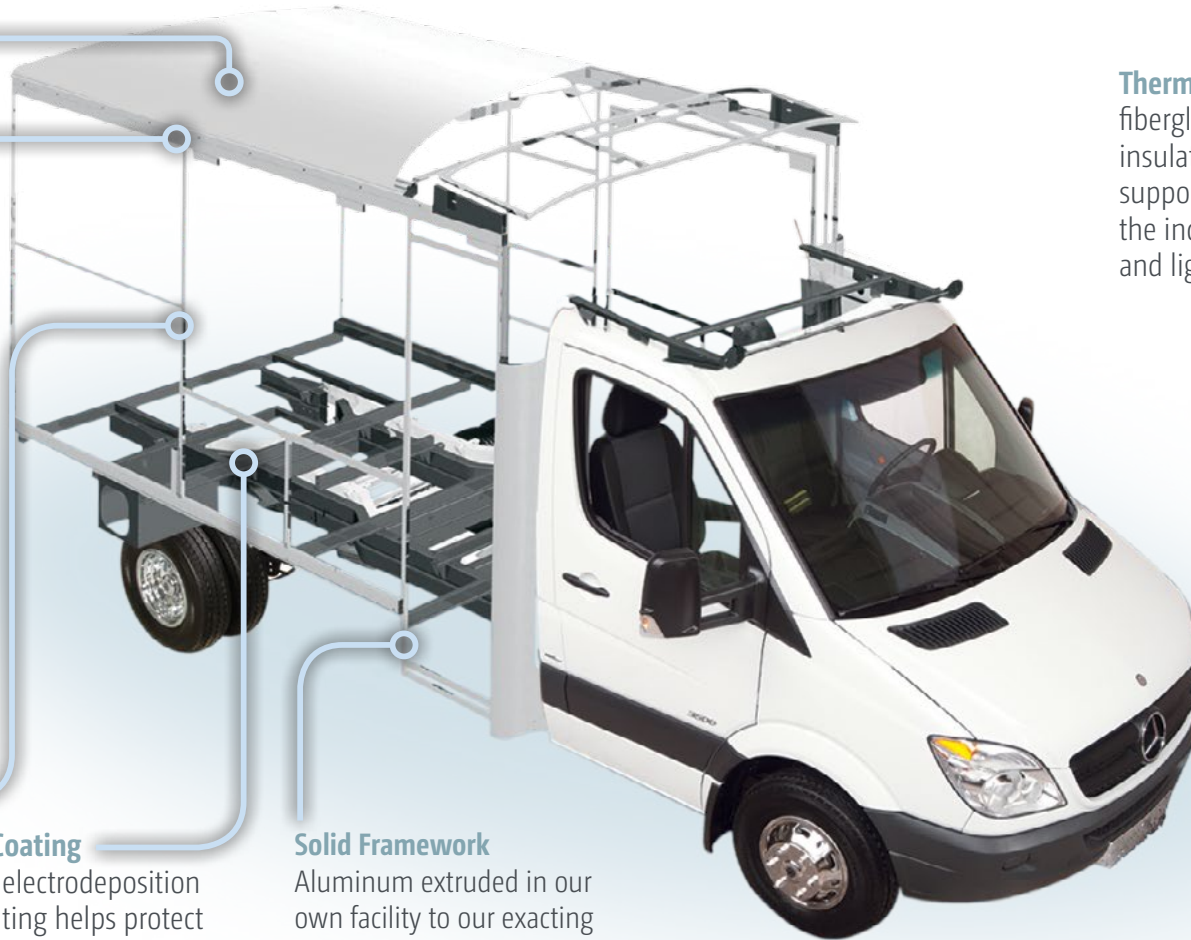
Embedded Steel Metal substructures embedded into the sidewall provide solid attachment points to keep cabinets and appliances mounted securely in place.

E-Coating An electrodeposition coating helps protect critical steel components.

Solid Framework Aluminum extruded in our own facility to our exacting standards creates an extremely strong and solid structural framework.

Thermo-Panel® Sidewalls By layering fiberglass and high-density block foam insulation with welded aluminum support structures, we create some of the industry's strongest, most durable and lightweight sidewalls.

Laser-Cut Tubing Precision laser cutters create precise joints in structural steel that are stronger and require less welding.



SUPER STRUCTURE®

BUILT TO LAST

Every coach—from our smallest Class C to our largest diesel-pusher model—is built to Winnebago's® legendary SuperStructure® construction standards. It's a process developed and refined over more than 50 years of building some of the strongest, most durable coaches in the industry.


TESTING Before rolling out of our factories, every coach undergoes an extensive 113-point inspection. Each coach also passes a high-pressure water test that simulates rain at a rate of 50-inches per hour to check for leaks. During the design process, our computer simulations, physical testing center, and rigorous test track ensure each model is built to last.



DETAILS At Winnebago, we treat the features you can't see with the same care as the ones you can. Look in the access panels of some of our competitors' coaches and you'll see loose insulation and wires haphazardly strewn about. Winnebago maintains a clean fit and finish throughout so your coach will last for the long haul.



BUILT IN-HOUSE We extrude our own aluminum. We rotocast our own plastic components. In fact, we manufacture most of our own parts so they are designed to fit the space, rather than fitting the space to an awkward off-the-shelf component size.



**SUPER
STRUCTURE**[®]
BUILT TO LAST


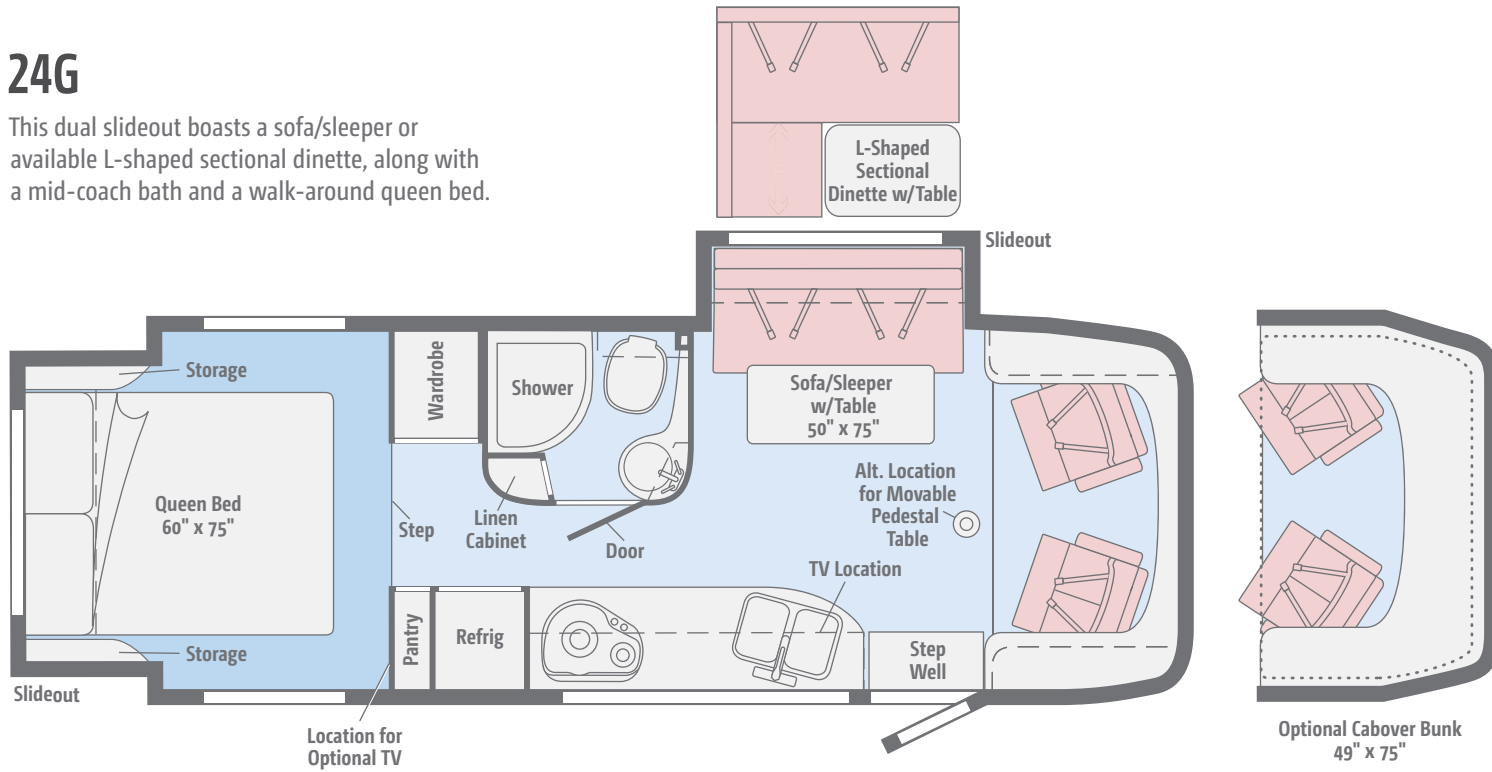
W Visit BetterBuiltRVs.com to gain real insight into what goes into a Winnebago motorhome.

TAKE A TOUR We're proud of our processes, state-of-the-art facilities, and the people who make Winnebago number one. We invite you to visit our complex in Forest City, Iowa, for a firsthand look at the dedication and technology behind every motorhome we build.



24G

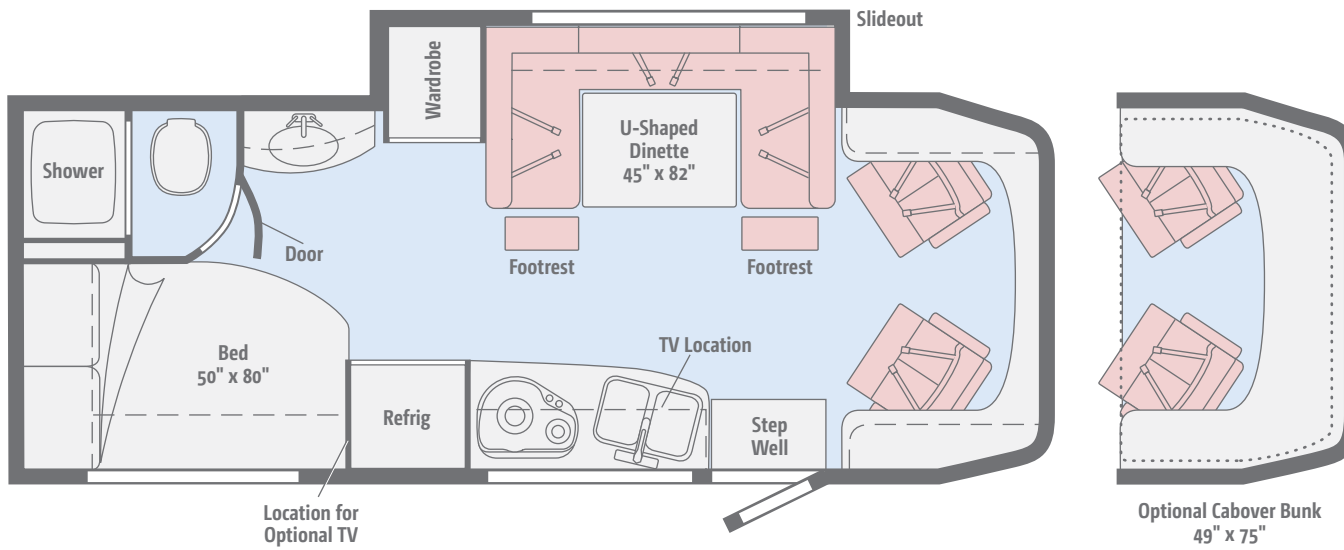
This dual slideout boasts a sofa/sleeper or available L-shaped sectional dinette, along with a mid-coach bath and a walk-around queen bed.



Dimensions shown are for sleeping space only and may vary due to styling differences. Dashed lines denote overhead storage areas. Floorplans and specifications are also available online at GoWinnebago.com.

24J

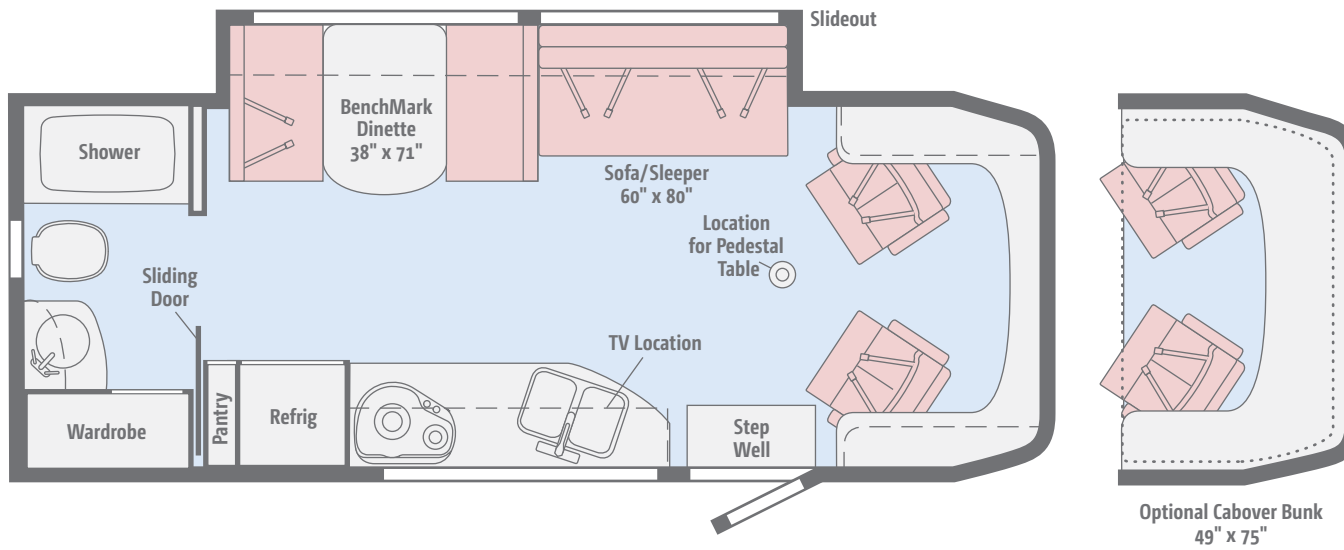
Enjoy the U-shaped dinette with footrests, the rear corner bed, and a convenient wardrobe in this single-slideout floorplan.



Dimensions shown are for sleeping space only and may vary due to styling differences. Dashed lines denote overhead storage areas. Floorplans and specifications are also available online at GoWinnebago.com.

24M


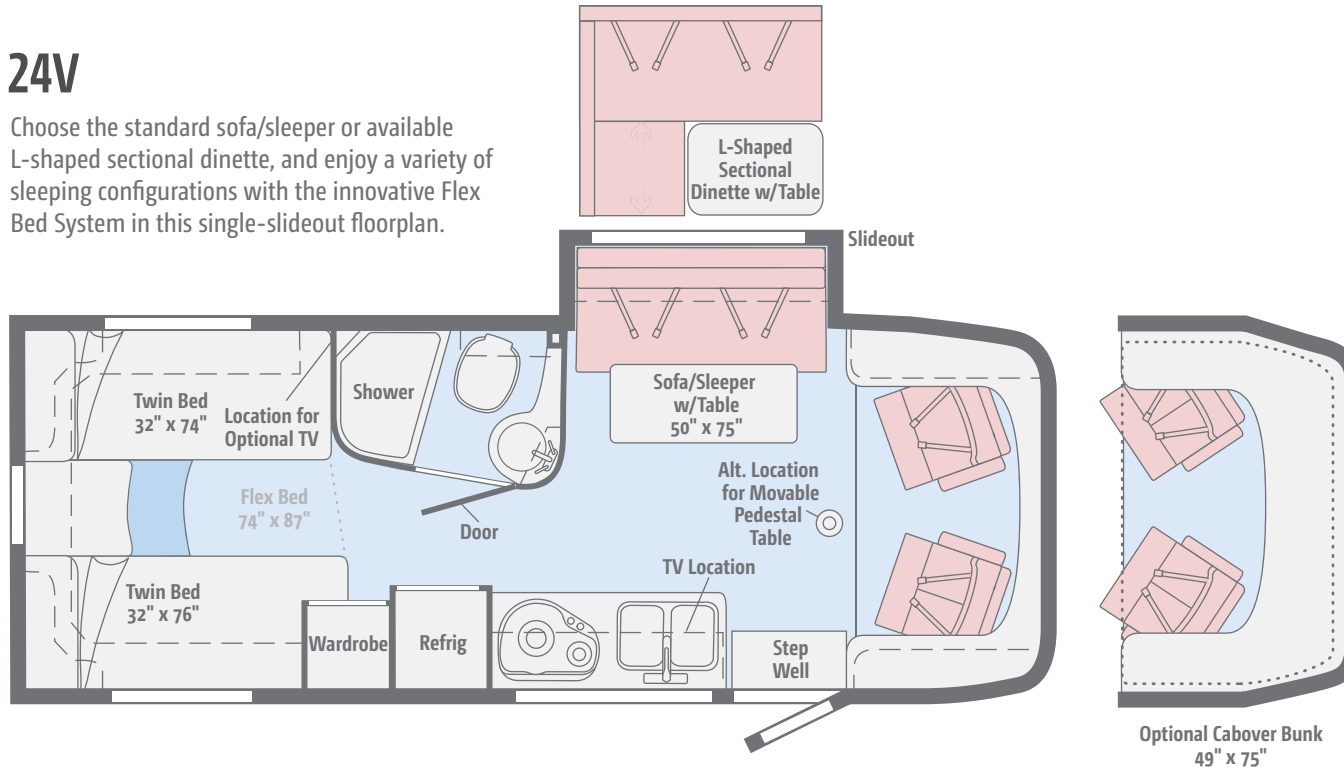
This spacious slideout features a sofa/sleeper, a BenchMark® full comfort dinette, and a rear bathroom with a large wardrobe.



Dimensions shown are for sleeping space only and may vary due to styling differences. Dashed lines denote overhead storage areas. Floorplans and specifications are also available online at GoWinnebago.com.

24V

Choose the standard sofa/sleeper or available L-shaped sectional dinette, and enjoy a variety of sleeping configurations with the innovative Flex Bed System in this single-slideout floorplan.



Dimensions shown are for sleeping space only and may vary due to styling differences. Dashed lines denote overhead storage areas. Floorplans and specifications are also available online at GoWinnebago.com.

Choose from three fabric collections and two wood finishes, each with a canvas insert.

Satellite




Primera



Accent



Bedsread



Laminate Countertop



Wall Board



Carpet



Vinyl



Aosta Cherry/Canvas*



High-Gloss
Marbella Cherry/Canvas*

Winnebago reserves the right to change décor materials and specifications without notice or obligation.

**High-Gloss/Canvas finish in select areas*

Choose from three fabric collections and two wood finishes, each with a canvas insert.

Studio B



Primera



Accent



Bedsread




Laminate Countertop



Wall Board



Carpet



Vinyl



Aosta Cherry/Canvas*



High-Gloss
Marbella Cherry/Canvas*

Winnebago reserves the right to change décor materials and specifications without notice or obligation.

**High-Gloss/Canvas finish in select areas*

Choose from three fabric collections and two wood finishes, each with a canvas insert.

Copperfield




Primera



Accent



Bedsread



Laminate Countertop



Wall Board



Carpet



Vinyl



Aosta Cherry/Canvas*



High-Gloss
Marbella Cherry/Canvas*

Winnebago reserves the right to change décor materials and specifications without notice or obligation.

**High-Gloss/Canvas finish in select areas*

Choose deluxe graphics or available full-body paint.



Mojave
DELUXE GRAPHICS



Mojave Champagne
DELUXE GRAPHICS



Carbon Champagne
DELUXE GRAPHICS

Choose deluxe graphics or available full-body paint. Full-body paint shown here with available cabover bunk.



Carmine
FULL-BODY PAINT



Charcoal
FULL-BODY PAINT

Choose deluxe graphics or available full-body paint. Full-body paint shown here with available cabover bunk.



Arctic Silver
FULL-BODY PAINT



Magnesium
FULL-BODY PAINT

Weights & Measures

	24G	24J	24M	24V
Length	25'8"	25'8"	25'8"	25'8"
Exterior Height ¹	11'1"	11'1"	11'1"	11'1"
Exterior Width	7'6"	7'6"	7'6"	7'6"
Exterior Storage ² (cu. ft.)	43	48	39.7	43
Awning Length	16'	16'	16'	16'
Interior Height	6'8"	6'8"	6'8"	6'8"
Interior Width	7'3"	7'3"	7'3"	7'3"
Freshwater Tank Capacity ³ (gal.)	31	33	32	31
Water Heater Capacity (gal.)	6	6	6	6
Holding Tank Capacity - Black/Gray ³ (gal.)	36/36	34/40	32/36	36/36
LP Capacity ⁴ (gal.)	13	13	13	13
Fuel Capacity (gal.)	26.4	26.4	26.4	26.4
GCWR ⁵ (lbs.)	15,250	15,250	15,250	15,250
GVWR (lbs.)	11,030	11,030	11,030	11,030
GAWR - Front (lbs.)	4,410	4,410	4,410	4,410
GAWR - Rear (lbs.)	7,720	7,720	7,720	7,720
Wheelbase	170"	170"	170"	170"

Mercedes-Benz® Sprinter Chassis

3.0L 6-cylinder, 188-hp, turbo-diesel engine, 5-speed automatic tip-shift transmission, 220-amp. alternator

Adaptive ESP® technology

4-wheel ABS

Trailer Hitch⁶ 5,000-lb. drawbar/500-lb. maximum vertical tongue weight w/7-pin connector

Stainless steel wheel liners

OPTIONAL EQUIPMENT

Stylized chrome wheels

2.1L 4-cylinder, 161-hp, turbo-diesel engine, 7-speed automatic tip-shift transmission, 220-amp. alternator

Cab Conveniences

Radio/Rearview Monitor System 6" touch screen color monitor, handheld remote, iPod®/MP3 input, color rear camera

Cab seats armrest, adjustable lumbar support, headrest, recline, swivel and slide

Airbags driver and passenger

3-point seat belts

Power door locks w/remote

Power windows

Power mirrors w/defrost and turn signals

Cruise control

Chassis/house battery radio power switch

Power steering w/tilt wheel

Sunvisors

12-volt powerpoints

Pleated windshield blinds

Privacy panels (cab windows)

Dash appliqué package

OPTIONAL EQUIPMENT

Infotainment Center with Rand McNally RV GPS

6" touch screen color monitor w/split screen function, Rand McNally RV GPS safe & easy routing, amenities & tools, trips & content, turn-by-turn voice guidance, AM/FM radio w/CD/DVD player, handheld remote, SiriusXM™ (subscription not included), compass, outside temperature, iPod/iPhone® audio integration, Bluetooth™, color rearview camera

2 cab seat lounge cushions

Interior

Stereo System AM/FM, alarm clock, CD/DVD player, input jack, Bluetooth™, 2 speakers and subwoofer

28" HDTV

LED lights

Satellite system ready

Monitor panel

Amplified digital HDTV antenna

Skylight w/shade

Roof vent w/electric lift and ventilator fan (NA w/available powered skylight)

Powered roof vent (bath)

Mini blinds (galley)

MCD blackout roller shades (bedroom)

MCD solar/blackout shades (dining/lounge area)

Tinted coach windows

Soft vinyl ceiling

Interior Upgrade Package frosted galley backsplash w/accent lighting, 2 sink covers

OPTIONAL EQUIPMENT

Powered skylight/roof vent w/sliding screen and pleated shade

Galley

Laminated countertops

Microwave/convection oven

2-burner range top w/glass cover

Norcold® two-door refrigerator/freezer

Cold water filtration system

Bath

Shower curtain (24G)

Retractable, self-cleaning shower screen (24J, 24M, 24V)

Flexible showerhead

Skylight

Water-pump switch

Porcelain toilet

Bedroom

Memory foam mattress w/cover (24G)

Headboard, foam mattress, underbed storage, mattress cover (24J)

Flex Bed System twin beds/queen bed w/foam mattresses, and access to storage below (24V)

OPTIONAL EQUIPMENT

22" HDTV (24J, 24G, 24V)

Exterior

Automatic entrance door step(s)

Ladder (NA 24G)

LED porch light

Step well light

Front and rear mud flaps

Premium high-gloss skin

Powered patio awning w/LED lights (full-body paint option includes metal wrap)

Storage compartments

Exterior speakers

Heating & Cooling System

15,000 BTU air conditioner

20,000 BTU furnace

OPTIONAL EQUIPMENT

15,000 BTU air conditioner w/heat pump

Electrical System

Service Center light, cable TV input, 30-amp. power cord, portable satellite dish hookup, QuickPort® service connection hatch

Auxiliary start circuit

Exterior AC duplex

Exterior antenna jack

Battery disconnect system (coach)

Automatic dual-battery charge control

AC/DC load center, 45-amp. converter/charger

2 deep-cycle, Group 24 RV batteries

3,600-watt Cummins Onan® MicroQuiet™ LP generator

1,000-watt DC/AC inverter

OPTIONAL EQUIPMENT

3,200-watt Cummins Onan® diesel generator

Plumbing System

Service Center color-coded labels, city water hookup/tank diverter fill, drainage valves, exterior wash station w/lighted pump switch

10' sewer hose

TrueLevel™ holding tank monitoring system

6-gallon 110-volt/LP water heater w/Energy Management System

Permanent-mount LP Tank w/remote fill w/power switches

Winterization Package water heater bypass valve and siphon tube

On-demand water pump

Lockable water tank fill

OPTIONAL EQUIPMENT

Heated drainage system

Safety

LP, smoke, and carbon monoxide detectors

10 BC fire extinguisher

Ground fault interrupter

Child seat tether anchor (24J, 24M)

High-mount brake lamps

Daytime running lamps

Warranty⁶

12-month/15,000-mile basic limited warranty⁷

36-month/36,000-mile limited warranty on structure⁷

10-year limited parts-and-labor warranty on roof skin⁷

- ¹ The height of each model is measured to the top of the tallest standard feature and is based on the curb weight of a typically equipped unit. The actual height of your vehicle may vary by several inches depending on chassis or equipment variations. Please check with your dealer for further information.
- ² The load capacity of your motorhome is designated by weight, not by volume, so you cannot necessarily use all available space when loading your motorhome.
- ³ Capacities are based on measurements prior to tank installation. Slight capacity variations can result due to installation applications.
- ⁴ Capacities shown are tank manufacturer's listed water capacity (W.C.). Actual filled LP capacity is 80% of listing due to overfilling prevention device on tank.
- ⁵ Actual towing capacity is dependent on your particular loading and towing circumstances which includes the GVWR, GAWR, and GCWR as well as adequate trailer brakes. Please refer to the Operator's Manual of your vehicle for further towing information.
- ⁶ See separate chassis warranty.
- ⁷ See your dealer for complete warranty information.

NA Not Available

Not all items available in combination. See dealer for details.

Winnebago's* continuing program of product improvement makes specifications, equipment, model availability, and prices subject to change without notice. Published content reflects the most current product information at time of printing. Please consult your dealer for individual vehicle features and specifications.

GoWinnebago.com Has All The Answers



Visit GoWinnebago.com on your computer, smartphone or tablet for the latest product information and updates.

go LIFE

Welcome to GoLife!

Visit our lifestyle blog for motorhome news, personal travelogues, and community stories.



WINNEBAGOLIFE.COM

PREFERRED CARE PROGRAM

We back our motorhomes with best-in-class support both before and after the sale:

- 12-month/15,000-mile basic limited warranty
- 36-month/36,000-mile limited warranty on structure
- 10-year limited parts-and-labor warranty on roof skin
- Complimentary 24-hour roadside assistance program



TRIPSAVER
FAST TRACK PARTS
WINNEBAGO

- TripSaver® Fast Track Parts guarantees that in-stock warranty parts ship directly to your dealer within 24 hours
- National dealer service network



Premium
ROADSIDE ASSISTANCE

For more information, visit us at WGOService.com



WIT CLUB

Join the Club, Join the Fun


Here's the perfect way to begin your life on the road as the owner of a new Winnebago – by joining the exclusive WIT Club. Start your adventure with other fun-loving WIT Club members from across the country and get the most out of your new Winnebago motorhome.



Members enjoy:

- Caravans and rallies
- Newsletters
- Local and state group activities
- RV travel benefits

See more at WITclub.com



Grand National Rally

G'day mates! Explore the outback at this year's "Down Under" Grand National Rally. Each year, thousands of Winnebago owners descend upon the land down under – a.k.a. Forest City, Iowa.

Rally-goers enjoy an unforgettable week reconnecting with friends, taking tours, participating in activities, and more. Hop on down and join the adventure this July!

