

# 2013 View | View Profile



View Profile

## CLICK TO NAVIGATE

<a href="#">Overview</a>	<a href="#">Lounge</a>	<a href="#">Dining</a>	<a href="#">Cab</a>	<a href="#">SuperStructure</a>	<a href="#">Interior Décor</a>	<a href="#">Specifications</a>	<a href="#">Warranty</a>
<a href="#">Features</a>	<a href="#">Galley</a>	<a href="#">Bedroom   Bath</a>	<a href="#">Exterior</a>	<a href="#">Floorplans</a>	<a href="#">Graphics &amp; Paint</a>	<a href="#">WIT Club</a>	



On the cover: View 24M Light Titanium Deluxe Graphics View Profile 24V Autumnwood Full-Body Paint



24V Satellite with Mocha Cherry Cabinetry

## Sprinting Ahead

Sprinter-based motor homes have taken the industry by storm and no manufacturer gets more out of the Mercedes-Benz® Sprinter chassis than Winnebago Industries®. We were the first to embrace the platform and continue to innovate, bringing you the industry's most fuel-efficient models designed with style and loaded with amenities. The surprisingly spacious interiors of the View® and View Profile® are made possible by our SmartSpace™ design philosophy and innovative features such as the Comfort Sofa Sleeper® to maximize interior space and increase storage capacity. With two View floorplans and two View Profile floorplans, you'll be set to hit the road this year in comfort and style.

### Why View | View Profile?

- Mercedes-Benz Sprinter chassis
- Energy-efficient LED lighting
- Ultraleather™ swivel cab seats
- Fuel-efficient travel
- RV Radio®/rearview monitor system
- Coach stereo system with LCD TV
- SmartSpace design maximizes usability
- Flex Bed (24V) twin or queen bed configuration
- MCD American Solo® blackout roller shades



**Recognized Quality** The RV Dealers Association bestows its annual Quality Circle Award based on dealer ratings to the manufacturers that provide exceptional products, service and support. Only one manufacturer has received this honor for sixteen consecutive years: Winnebago Industries®.

## Best in Class


See how Winnebago Industries takes motor home design and function to the next level, and why we've earned the right to be called the Most Recognized Name in Motor Homes.®



Click on this icon throughout the brochure to link to more information on the web.




**Blinds** Want privacy? Built-in *Cab Window Blinds* make it easy (available on View, standard on View Profile).



**Night and Day** The available smoothly retracting *MCD American Duo Solar/Blackout Roller Shades* let you control your light and privacy—no matter the time of day.



GoWinnebago.com



**No Hassle** Color-coded labels in the *Exterior Service Center* make hookups a snap.



**Rest and Relax** The *Comfort Sofa Sleeper* quickly converts from a sofa into a comfortable bed with self-inflating mattress that automatically maintains proper inflation (standard on 24M, 24G, 24V).



**Look Up** A large *Skylight* brightens the lounge and adds a sense of grandeur to the View Profile. It is surrounded by stylish curved cabinets.



**Open Wide** Drawers open wide on *full-extension drawer slides* to maximize storage and easy access.



**On the Mark** The *BenchMark® Full-Comfort Dinette* offers premium innerspring seating that flips up to access hidden storage compartments. At night, it quickly converts into a cozy sleeping space (standard on 24J, 24M).



24J Connect with Sunset Cherry Cabinetry

Custom furniture such as the BenchMark dinette in the View, the Comfort Sofa Sleeper (NA View 24J) or the available L-shaped sectional dinette in the View Profile provide the ideal place to relax, watch TV or listen to the coach stereo system. LED lighting comes standard, reducing energy consumption by up to 70%; great for extended dry camping. Available amenities include a powered skylight/roof vent and the interior upgrade package with MCD American Duo solar/blackout roller shades.



LCD TV on Swivel Bracket



24V Available Powered Skylight



24V Galley with Mocha Cherry Cabinetry

You might be surprised by the versatility of the microwave/convection oven that allows you to bake and brown just like a conventional oven. You will find plenty of space for meal preparation with the flip-up countertop extension (24V) and you can add the wood sink covers as part of the interior upgrade package. A water filtration system is also available for on-demand fresh drinking water.



Sink and Range with Covers



24J Galley with Sunset Cherry Cabinetry



24V L-Shaped Sectional Dinette

The View comes standard with the BenchMark full-comfort dinette with innerspring cushions that flip up to access hidden storage compartments. In the View Profile, select the standard Comfort Sofa Sleeper with movable table or available L-shaped sectional dinette.



24J BenchMark Full-Comfort Dinette





For sleeping flexibility, nothing beats the Flex Bed kit in the 24V that quickly converts from two twin beds into a queen bed and back again. Select the 24G for a bedroom slideout and the comfort of a walk-around queen bed.





Dash

Ultraleather cab seats turn to face the lounge, increasing your effective living space. While you drive, listen to CDs or MP3s through the touch screen RV Radio with easy to use controls that incorporates the rearview monitor for safe backing and maneuvering. Upgrade to Sirius® satellite radio for even more listening options.



RV Radio/Rearview Monitor



Swivel Cab Seats



Available exterior speakers let you listen to the coach stereo while you relax under the awning. You might be surprised by the amount of storage you will find, especially if you select the 24V with its large rear compartment.



Coach Stereo System



24V Exterior Storage w/Side and Rear Compartment Doors



Powered Patio Awning

### Fiberglass Roof

The crowned, one-piece fiberglass roof is backed by a 10-year parts-and-labor roof skin warranty.

### Rubber Can't Cut It

Rubber roofs used by competitors can streak and degrade over time.

### Interlocking Joints

Specially engineered interlocking joints connect the floor, sidewalls and roof where competitors often rely on simple screws to bear the weight.



### Embedded Steel

Metal substructures embedded into the sidewall provide solid attachment points to keep cabinets and appliances mounted securely in place.

### E-Coating

An electrodeposition coating helps protect critical steel components.

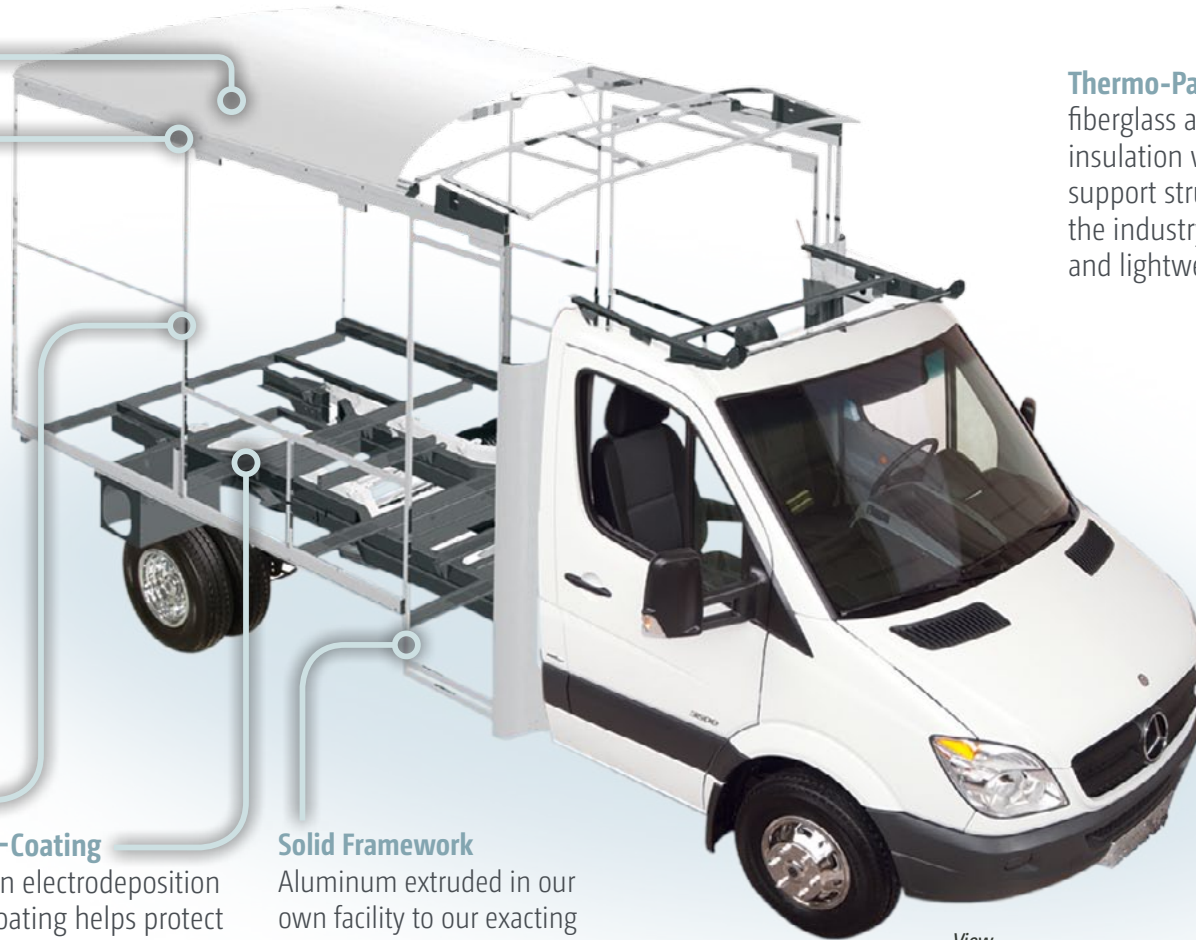
### Solid Framework

Aluminum extruded in our own facility to our exacting standards creates an extremely strong and solid structural framework.

**Thermo-Panel® Sidewalls** By layering fiberglass and high-density block foam insulation with welded aluminum support structures, we create some of the industry's strongest, most durable and lightweight sidewalls.

### Laser-Cut Tubing

Precision laser cutters create precise joints in structural steel that are stronger and require less welding.



View

# SUPER STRUCTURE®

BUILT TO LAST

Every coach—from our smallest Class C to our largest diesel pusher model—is built to Winnebago Industries'® legendary SuperStructure construction standards. It's a process developed and refined over more than 50 years of building some of the strongest, most durable coaches in the industry.


**TESTING** Before rolling out of our factories, every coach undergoes an extensive 113-point inspection. Each coach also passes a high-pressure water test that simulates rain at a rate of 50-inches per hour to check for leaks. During the design process, computer simulations, our physical testing center and rigorous test track ensure each model is built to last.



**DETAILS** At Winnebago Industries, we treat the features you can't see with the same care as the ones you can. Look in the access panels of some of our competitors' coaches and you'll see loose insulation and wires haphazardly strewn about. Winnebago Industries maintains a clean fit and finish throughout so your coach will last for the long haul.



**BUILT IN-HOUSE** We extrude our own aluminum. We rotocast our own plastic components. In fact, we manufacture most of our own parts so they are designed to fit the space, rather than fitting the space to an awkward off-the-shelf component size.



**SUPER  
STRUCTURE**<sup>®</sup>  
BUILT TO LAST

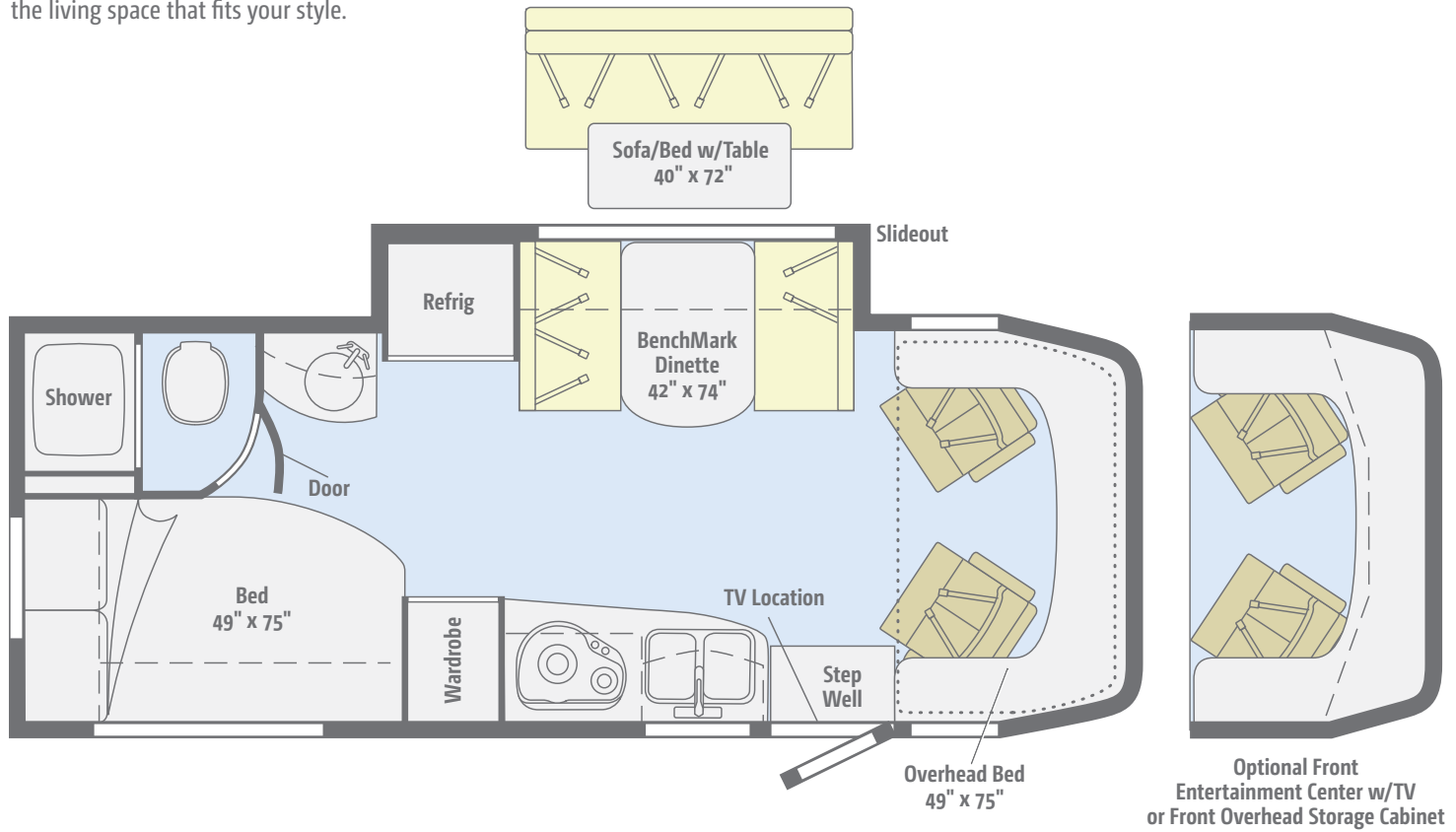
Visit [BetterBuiltRVs.com](http://BetterBuiltRVs.com) to gain real insight into what goes into a Winnebago Industries motor home.

**TAKE A TOUR** We're proud of our processes, state-of-the-art facilities and the people who make Winnebago Industries number one. We invite you to visit our complex in Forest City, Iowa, for a first-hand look at the dedication and technology behind every motor home we build.



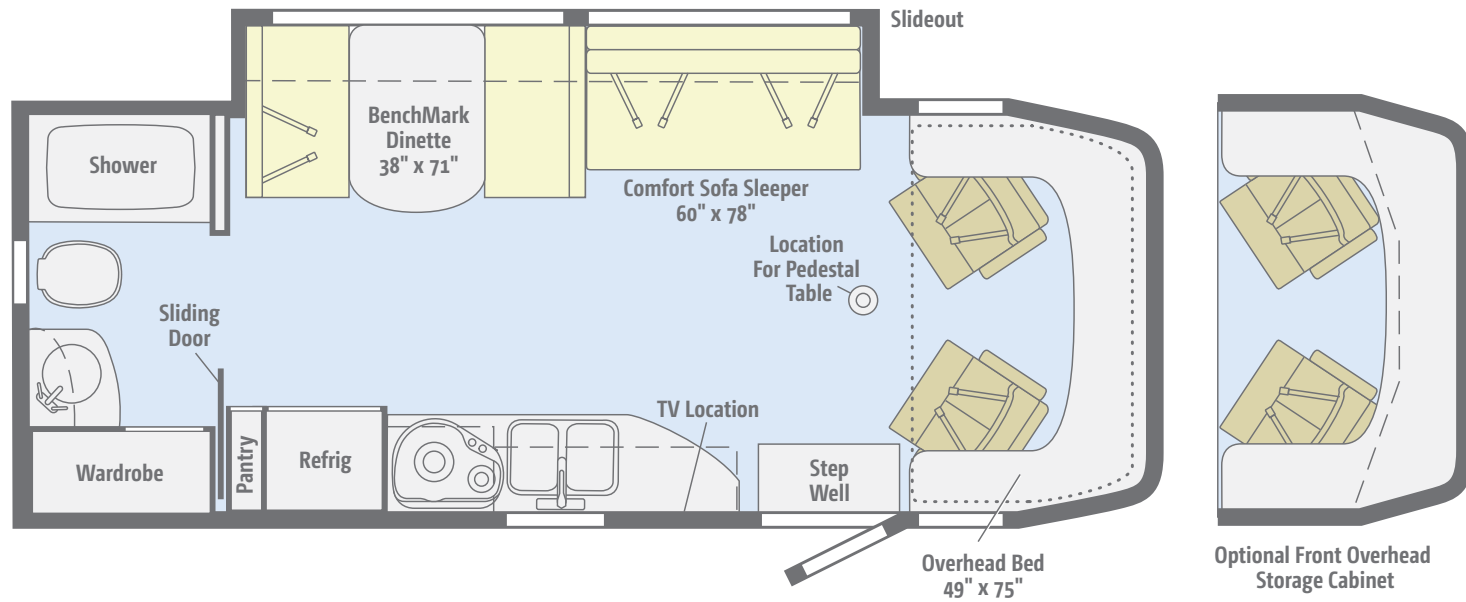
## 24J View

Choose the standard BenchMark® dinette or the available sofa/bed with movable table to create the living space that fits your style.



## 24M View

A large slideout, Comfort Sofa Sleeper and swivel cab seats combine to create a welcoming living space with room for a user-friendly galley.

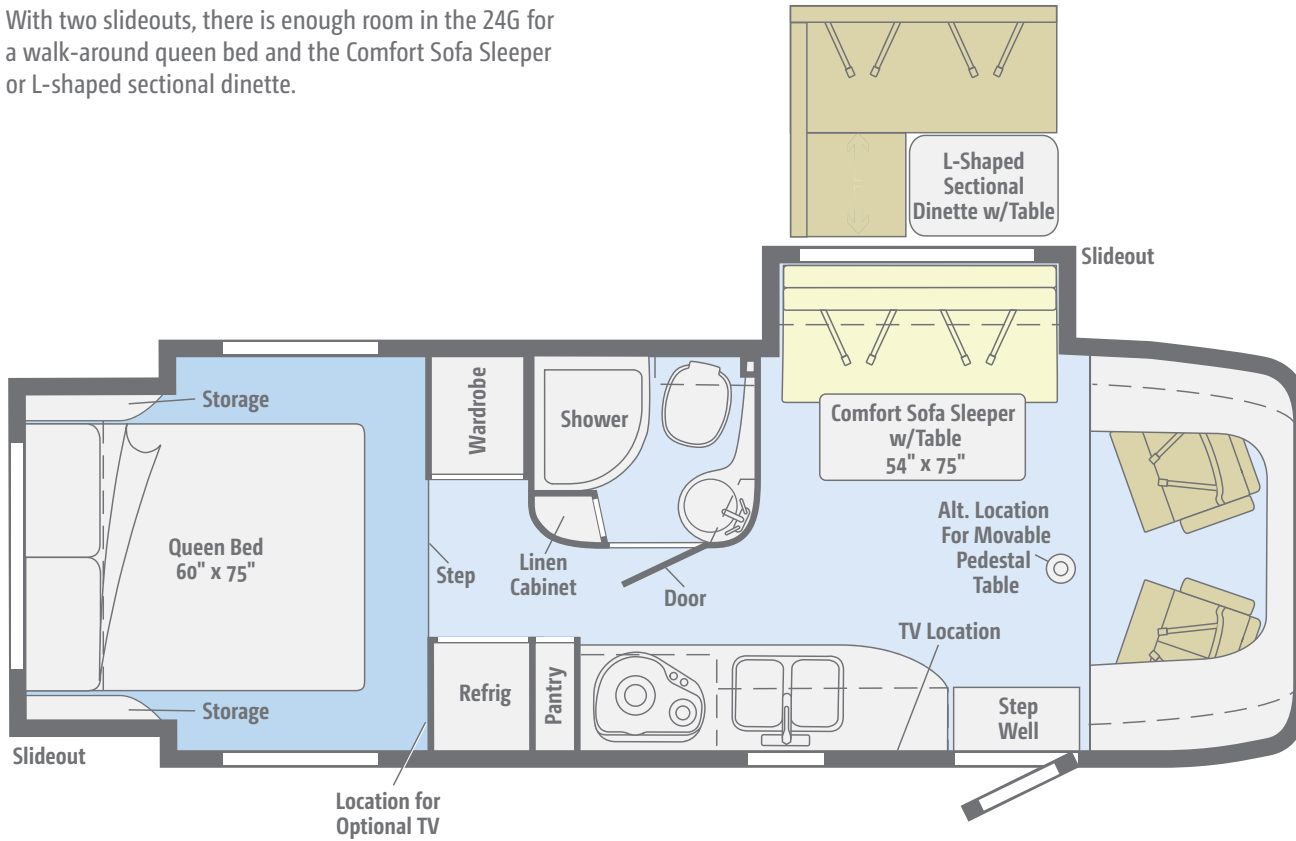


Standard Ultraleather	Optional Ultraleather	Vinyl

Dimensions shown are for sleeping space only and may vary due to styling differences. Dashed lines denote overhead storage areas. Floorplans and specifications are also available online at [GoWinnebago.com](http://GoWinnebago.com).

## 24G View Profile

With two slideouts, there is enough room in the 24G for a walk-around queen bed and the Comfort Sofa Sleeper or L-shaped sectional dinette.

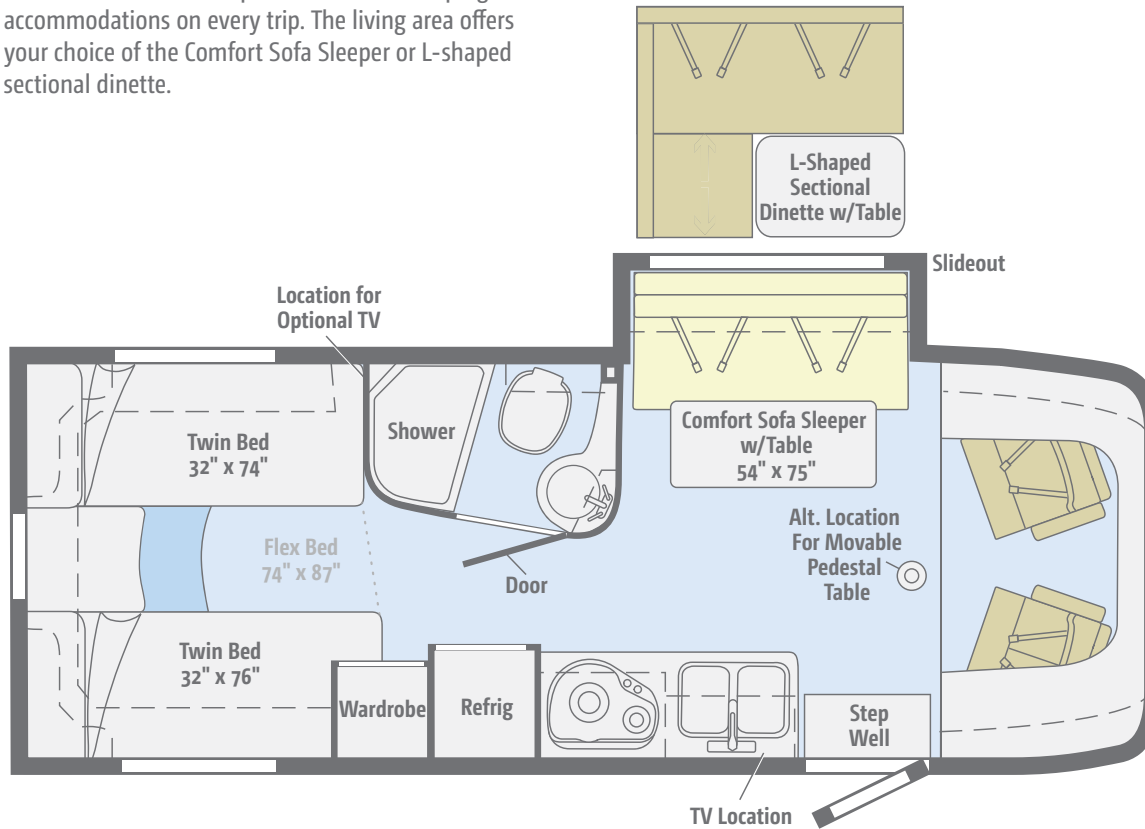


Standard Ultraleather	Optional Ultraleather	Carpet	Vinyl

Dimensions shown are for sleeping space only and may vary due to styling differences. Dashed lines denote overhead storage areas. Floorplans and specifications are also available online at [GoWinnebago.com](http://GoWinnebago.com).

## NEW 24V View Profile

The innovative Flex Bed provides custom sleeping accommodations on every trip. The living area offers your choice of the Comfort Sofa Sleeper or L-shaped sectional dinette.



Standard Ultraleather	Optional Ultraleather	Carpet	Vinyl

Dimensions shown are for sleeping space only and may vary due to styling differences. Dashed lines denote overhead storage areas. Floorplans and specifications are also available online at [GoWinnebago.com](http://GoWinnebago.com).

Choose from three fabric collections and three wood finishes with Satin Nickel hardware.

### Satellite



Main




Cocoa Ultraleather



Accent




Bedspread



Vinyl




Carpet




Alpine Passage Wilsonart Laminate  
Countertop




Driftwood Wall Board



Café Cherry



Mocha Cherry



Sunset Cherry

*Fabrics and carpets may change without notice or obligation.*



Choose from three fabric collections and three wood finishes with Satin Nickel hardware.

## Pecan



Main



Parchment Ultraleather



Accent



Bedspread



Vinyl




Carpet




Deepstar Agate Wilsonart Laminate  
Countertop




Birchwood Pecan Wall Board



Café Cherry



Mocha Cherry




Sunset Cherry

Choose from three fabric collections and three wood finishes with Satin Nickel hardware.

### Connect



Main



Manilla Ultraleather



Accent




Bedspread



Vinyl




Carpet




Alpine Passage Wilsonart Laminate  
Countertop




Birchwood Pecan Wall Board



Café Cherry



Mocha Cherry



Sunset Cherry

*Fabrics and carpets may change without notice or obligation.*

The View looks sharp in deluxe graphics or available full-body paint.

## View



**Golden**  
DELUXE GRAPHICS



**Light Titanium**  
DELUXE GRAPHICS



**Autumnwood**  
FULL-BODY PAINT



**Smokey Caramel**  
FULL-BODY PAINT



**Magnesium**  
FULL-BODY PAINT



**Hot Charcoal**  
FULL-BODY PAINT

The View Profile looks sharp in deluxe graphics or available full-body paint.

## View Profile



**Golden**  
DELUXE GRAPHICS



**Light Titanium**  
DELUXE GRAPHICS



**Autumnwood**  
FULL-BODY PAINT



**Smokey Caramel**  
FULL-BODY PAINT



**Magnesium**  
FULL-BODY PAINT



**Hot Charcoal**  
FULL-BODY PAINT

## Weights & Measures

	24J	24M	24G	24V
Length	24'6"	24'6"	25'5"	25'5"
Exterior Height <sup>1</sup>	11'3"	11'3"	11'3"	11'3"
Exterior Width	7'6"	7'6"	7'6"	7'6"
Exterior Storage <sup>2</sup> (cu. ft.)	43.1	37.4	43.0	43.0
Awning Length	15'	15'	16'	16'
Interior Height	6'8"	6'8"	6'8"	6'8"
Interior Width	7'3"	7'3"	7'3"	7'3"
Freshwater Capacity w/Heater <sup>3</sup> (gal.)	35	38	37	37
Holding Tank Capacity - Black/Gray <sup>3</sup> (gal.)	29/35	32/36	36/36	36/36
LP Capacity <sup>4</sup> (gal.)	13	13	13	13
Fuel Capacity (gal.)	26.4	26.4	26.4	26.4
GCWR <sup>5</sup> (lbs.)	15,250	15,250	15,250	15,250
GVWR (lbs.)	11,030	11,030	11,030	11,030
GAWR - Front (lbs.)	4,410	4,410	4,410	4,410
GAWR - Rear (lbs.)	7,720	7,720	7,720	7,720
Wheelbase	170"	170"	170"	170"

## Chassis

Mercedes-Benz® Sprinter Chassis

Mercedes-Benz 3.0L 6-cylinder, 188-hp turbo-diesel engine

Adaptive ESP® technology

5-speed automatic transmission w/Tip Shift technology to allow manual shifting

4-wheel ABS


180-amp. alternator

Trailer Hitch<sup>5</sup> 5,000-lb. drawbar/500-lb. maximum vertical tongue weight w/7-pin connector

Stainless steel wheel liners

### OPTIONAL EQUIPMENT

Stylized aluminum wheels



Mercedes-Benz  
Sprinter Chassis

## Cab Conveniences

**RV Radio®/Rearview Monitor System** 6.5" LCD touch screen color monitor, CD player, weather band, remote, iPod®/MP3 input, color rear camera w/one-way audio

**Cab Seats** armrest, adjustable lumbar support, headrest, recline, swivel and slide

**Power door locks w/remote**

**Power windows**

**Power mirrors w/defrost and turn signals**

**Cruise control**

**Chassis/house battery radio power switch**

**Power steering w/tilt and telescope wheel**

**Sunvisors**

**12-volt powerpoints**

**Pleated cab window blinds** (24G, 24V)

### OPTIONAL EQUIPMENT

**Pleated cab window blinds** (24J, 24M)

**Dash appliqué package**

**Sirius® Satellite Radio** iPod interface connector

## Interior

**Front overhead bunk w/ladder and bunk privacy curtain** (24J, 24M)

**Stereo System** AM/FM, alarm clock, CD/DVD player, input jack, 2 speakers and subwoofer

**22" LCD TV** (24J, 24V)

**26" LCD TV** (24G, 24M)

**LED lights**

**Satellite system ready**

**Monitor panel**

**Amplified digital HDTV antenna**

**Key-activated slideroom master lock switch**

**Cab divider curtain** (24J, 24M)

**Insulated roof vent w/electric lift, ventilator fan and rain sensor**

**Powered roof vent** (bath)

**Skylight w/shade** (24G, 24V)

**MCD American Solo® blackout roller shades** (lounge, dinette, bedroom)

**Mini blinds** (galley, bath) (24J, 24M, 24G)

**Tinted windows**

**Soft vinyl ceiling**

#### OPTIONAL EQUIPMENT

**Entertainment Center** 32" LCD TV w/remote and rope lighting (front overhead) (24J)

**Interior Upgrade Package** galley backsplash, removable cab carpet, refrigerator w/stainless steel facade insert (24J, 24M), sink covers, sofa throw pillow, MCD American Duo® solar/blackout roller shades

**Powered skylight w/sliding screen and pleated shade**

## Galley

**Laminate countertops**

**Microwave/convection oven**

**2-burner range top** w/glass cover

**Vented range hood** w/light

**Two-door Norcold® refrigerator/freezer** (24J, 24M)

**Single-door refrigerator w/removable freezer unit** (24G, 24V)

#### OPTIONAL EQUIPMENT

**Water filtration system** (cold water)

## Bath

**Shower curtain** (24G)

**Retractable self-cleaning shower door** (24J, 24M, 24V)

**Flexible showerhead**

**Skylight**

**Porcelain toilet**

**Water-pump switch**

## Bedroom

**Foam mattress** underbed storage, mattress cover, pillows, pillow shams (24J)

**Memory foam mattress** w/cover (24G)

**Flex Bed System** twin beds/queen bed w/foam mattresses pillows w/shams and access to storage below (24V)

#### OPTIONAL EQUIPMENT

**22" DC, LCD TV** (24G, 24V)

## Exterior

**Automatic entrance door step(s)**

**Ladder** (24J, 24M, 24V)

**Porch light**

**Step well light**

**Front and rear mud flaps**

**Premium high-gloss skin**

**Electric patio awning** (full-body paint option includes metal wrap)

#### OPTIONAL EQUIPMENT

**Exterior speakers w/remote control extender**

## Heating & Cooling System

**13,500 BTU roof-mounted high-efficiency air conditioner**

**20,000 BTU furnace**

#### OPTIONAL EQUIPMENT

**A/C heat pump**

**14,800 BTU roof-mounted high-efficiency air conditioner w/heat pump**

## Electrical System

**Service Center** light, cable TV input, 30-amp. power cord, portable satellite dish hookup, QuickPort® (24G, 24M, 24V) service connection hatch

**Auxiliary start circuit**

**Exterior AC duplex and antenna jack**

**Battery disconnect system** (coach)

**Automatic dual-battery charge control**

**LP generator prep kit**

**AC/DC load center, 45-amp. converter/charger**

**Two deep-cycle, Group 24 RV batteries**

#### OPTIONAL EQUIPMENT

**3,200-watt Cummins Onan® diesel generator**

**3,600-watt Cummins Onan MicroQuiet™ LP generator**

**Diesel generator prep kit**

**1,000-watt DC/AC inverter**

## Plumbing System

**Service Center** color-coded labels, pressurized city water hookup/tank diverter valve, drainage valves, exterior wash station w/lighted pump switch

**10' sewer hose**

**TrueLevel™ holding-tank monitoring system**

**6-gallon 110 V/LP water heater w/EMS**

**LP Tank** w/remote fill w/power switches

**Winterization Package** water heater bypass valve and siphon tube

**On-demand water pump**

**Lockable water tank fill**

#### OPTIONAL EQUIPMENT

**Heated drainage system**

## Safety

**Dual airbags**

**Seat belts**

**LP, smoke and carbon monoxide detectors**

**10 BC fire extinguisher**

**Ground fault interrupter**

**Child seat tether anchor** (24J, 24M)

**High-mount brake lamps**

**Daytime running lamps**

## Warranty<sup>6</sup>

**12-month/15,000-mile basic warranty<sup>7</sup>**

**36-month/36,000-mile limited warranty on structure<sup>7</sup>**

**10-year limited parts-and-labor warranty on roof skin<sup>7</sup>**

- 1 The height of each model is measured to the top of the tallest standard feature and is based on the curb weight of a typically equipped unit. The actual height of your vehicle may vary by several inches depending on chassis or equipment variations. Please contact your dealer for further information.
- 2 The load capacity of your motorhome is designated by weight, not by volume, so you cannot necessarily use all available space when loading your motor home.
- 3 Capacities are based on measurements prior to tank installation. Slight capacity variations can result due to installation applications.
- 4 Capacities shown are tank manufacturer's listed water capacity (W.C.). Actual filled LP capacity is 80% of listing due to overfilling prevention device on tank.
- 5 Actual towing capacity is dependent on your particular loading and towing circumstances which includes the GVWR, GAWR, and GCWR, as well as adequate trailer brakes. Please refer to the Operator's Manual of your vehicle for further towing information.
- 6 See separate chassis warranty.
- 7 See your dealer for complete warranty information.

NA Not Available

Not all items available in combination. See dealer for details.

Winnebago Industries® continuing program of product improvement makes specifications, equipment, model availability, and prices subject to change without notice. Comparisons to other motorhomes are based on the most recent information available at printing.

# GoWinnebago.com Has Gone Mobile.

Learn more about the 2013 View and View Profile on your computer, smartphone or tablet. Visit [GoWinnebago.com/View](http://GoWinnebago.com/View) for the complete View experience.



# **PREFERRED CARE PROGRAM**

We back our motor homes with best-in-class support both before *and* after the sale:

- 12-month/15,000-mile basic limited warranty
- 36-month/36,000-mile warranty on structure
- 10-year standard limited parts-and-labor roof skin warranty
- Complimentary 24-hour roadside assistance program



**TRIP**Saver  
FAST TRACK PARTS

- TripSaver® Fast Track Parts guarantees that in-stock warranty parts ship directly to your dealer within 24 hours
- National dealer service network



**Premium**  
**ROADSIDE ASSISTANCE**

## Join the Club, Join the Fun

As a Winnebago motor home owner, you are invited to join the WIT Club. It's a great way to take full advantage of your new coach and meet fun-loving WIT Club members from across the country who make motor home adventures a way of life.



### Members enjoy:

- Caravans and rallies
- Newsletters
- Local and state group activities
- RV travel benefits

See more on  
**WITclub.com**

### Grand National Rally

Each year, thousands of Winnebago Industries motor home owners descend upon Forest City, Iowa, for the Grand National Rally. Rally goers connect with old friends and enjoy concerts, tours, activities and more in a weeklong celebration of the motor home lifestyle. Join us this July for a week you'll never forget.

