

NAVION® + Navion® iQ

{ 2010 }



NAVION



Navion iQ



Intelligent by Design

How do you improve a coach that is so innovative that its introduction launched a whole new category of motor homes? Start by creating new floorplans. Next, increase the list of available features to allow for further functionality. Lastly, for good measure, incorporate even more intelligent design. Like how that sounds? Then you will love the 2010 Navion and 2010 Navion iQ.

Interior Décor

Choose from three fabric collections and two cabinet woods. Available UltraLeather™ provides the soft feel of leather in an easy-to-clean, durable fabric.


Honey Cherry




Belmont Maple




Raw Silk



Moonrock



Summerville



NAVION + Navion iQ

NAVION Exteriors

Standard graphics, deluxe graphics and full-body paint are available to give your Navion the curb appeal you desire.

Platinum
{ FULL-BODY PAINT }



Charcoal Metallic
{ STANDARD GRAPHICS }



Bright Platinum
{ DELUXE GRAPHICS }



Mojave Mist
{ FULL-BODY PAINT }



Burgundy Metallic
{ STANDARD GRAPHICS }



Dark Toreador Red
{ DELUXE GRAPHICS }



Wintergreen
{ FULL-BODY PAINT }



Blue Reflection
{ FULL-BODY PAINT }



Navion iQ Exteriors

The Navion iQ comes standard with the bold look of full-body paint.

Dark Garnet
{ FULL-BODY PAINT }



Desert Beige
{ FULL-BODY PAINT }



Patriot Blue
{ FULL-BODY PAINT }



Stellar
{ FULL-BODY PAINT }





SMARTSPACE

Efficiency at Its Finest

A powerful and efficient Mercedes-Benz® 3.0L V6 turbo-diesel engine is the hallmark of the Dodge®/Mercedes-Benz Sprinter chassis on which the Navion and Navion iQ are built. Adaptive ESP® technology senses vehicle load and performance parameters to maximize handling, control and driving stability. Its exceptionally smooth ride is due to the independent front suspension system with a transverse mono-leaf spring and stabilizer. Tip-shift technology allows manual shifting of the five-speed automatic electronic transmission if the desire arises. And SmartSpace™ design, with features such as the Comfort Sofa Sleeper, makes the Itasca Navion as much fun at the campsite as it is on the road.

Comfort Sofa Sleeper This 2-in-1 sofa redefines comfort and convenience.

- 1) By day it's a plush sofa.
- 2) A hidden drawer stores bed linens.
- 3) It converts easily into a bed.
- 4) The mattress inflates and deflates with an automatic pump.

1)



2)



3)



4)





Room to Roam

The Navion interior abounds with comfort, style and versatility. The centrally located skylight creates an open and airy feel while providing climate control with an easy-to-use vent. A sliding screen and pleated shade add to its convenience. Access to the living area from the cab couldn't be easier, thanks to a large opening, a hinged bunk and gas struts that prop the bed up until night-time. If you don't need a bunk, choose the overhead entertainment center with a 32" LCD TV (24K and 24J). Add the 300-watt inverter to enjoy the TV when shoreline or generator power is not available.

Upgrade the interior to UltraLeather™ for easy-to-clean, soft-as-leather comfort. A slideout comes standard in all three Navion models, including a full-wall slideout in the 24A and 24K for an incredible amount of expanded living space.



NAVION



SIRIUS

RV-RADIO

Life Has Its Own Soundtrack

An available new 6.5" touch screen incorporates the rearview monitor and controls the RV Radio® which includes a CD player, weather band, an iPod/MP3 input jack and remote. Upgrade to the Sirius® Plug-N-Play satellite radio system and receive a second docking station for your tow vehicle, plus a six-month complimentary subscription.

Driving is a joy with a steering wheel that tilts and telescopes to fit the driver and power side mirrors with defrost that make it easier to see your surroundings. When you are not driving, the cab seats turn to face the living area (24K & 24J). A hinged bunk with gas struts provides easy access to the cab. You can also block the sun with built-in privacy shades that tuck into the window frame, available on the Navion and standard on the Navion iQ. A stylized dash appliqué is available on both the Navion and Navion iQ.



Dine in Style

The versatile BenchMark® full-comfort dinette on the 24J and the new 24K includes innerspring cushions that flip up to provide access to roomy storage areas. It also quickly converts into a comfortable bed. A child safety seat tether (24J) provides a secure anchoring point for a car seat. In the kitchen, you'll find everything in its place and a place for everything. The stylish design includes a large sink for oversized pots, refrigerator/freezer, three-burner range and contemporary backsplash.



Kitchen Features

- Microwave/convection oven
- Available water filtration system
- Double-door refrigerator
- 3-burner range top



A Higher iQ

The Navion iQ blends intelligent design and innovative function like no other motor home. The cab seats swivel 180 degrees to face the living area for added seating flexibility. The 24DL features a spacious rear slideout with a queen-size bed and additional sleeping space on the front bench seats that convert into a large bed. The huge skylight provides an incredibly open feeling. Everywhere you look, you'll find smart design married to elegant style.



Form Meets Function

Everything is within easy reach in the Navion iQ's fully equipped kitchen. A refrigerator/freezer, a microwave oven, a two-burner range and a vented range hood are all standard. Flip-up glass covers on the range and sink increase your countertop space.





The only manufacturer to have received the RVDA Quality Circle Award for exceptional products, service and support for 13 consecutive years



Arrive in Style

A variety of color themes and graphics packages—including full-body paint—are available to personalize your coach. You'll have plenty of ways to relax with an available patio awning providing shade and an available 3,200-watt Cummins Onan® diesel or 3,600-watt MicroQuiet™ LP generator delivering power.

Exterior Conveniences

- Power side mirrors with defrost
- Automatic entrance door step
- Available stylized aluminum wheels

Smart Storage An innovative exterior storage compartment utilizes our Smart Storage™ design philosophy to expand, accommodating larger items. A handy service center with color-coded labels makes hookups quick and easy.



Convenient Features Haul a tow vehicle using the rugged 5,000-lb. hitch⁵ with seven-pin wiring. The TrueLevel™ holding-tank monitoring system uses sonar technology to read liquid levels from outside the tank. There are no probes to corrode or clog, just accurate readings time after time.



SUPER STRUCTURE

SuperStructure Legendary strength and durability are the result of SuperStructure construction that goes into every Itasca motor home. It's the combination of quality, proprietary components and careful attention to detail that makes Itasca motor homes the cream of the crop.

- Patented Thermo-Panel™ sidewalls are durable and lightweight.
- Specially engineered interlocking joints connect the floor, sidewalls and roof together for strength and durability.
- An automotive-style dip tank applies an advanced electrodeposition coating that protects critical steel components.
- The crowned, one-piece fiberglass roof is backed by a 10-year limited parts-and-labor roof skin warranty.



Committed to Service We back our motor homes with the industry's best service after the sale:

- 12-month/15,000-mile basic limited warranty
- 36-month/36,000-mile warranty on structure
- Standard 10-year limited parts-and-labor roof skin warranty
- Complimentary 24-hour roadside assistance program
 - RV Technical Assistance Hotline
 - RV Service Appointment Assistance
 - Emergency Trip Interruption
 - Emergency Message Service
 - Nationwide Trip Routing
 - Fee-Free Travelers Cheques

Weights & Measures

	24A	24K	24J	Navion iQ
Length	24'6"	24'6"	24'6"	24'9"
Exterior Height ¹	10'11"	10'11"	10'11"	10'7"
Exterior Width	7'6"	7'6"	7'6"	7'6"
Exterior Storage ² (cu. ft.)	26.6	33.3	36.3	19.8
Awning Length	15'	12'6"	10'	12'
Interior Height	6'8"	6'8"	6'8"	6'5"
Interior Width	7'3"	7'3"	7'3"	7'3"
Freshwater Capacity w/Heater ³ (gal.)	37	35	35	35
Holding Tank Capacity - Black/Gray ³ (gal.)	33/27	33/27	31/38	32/32
LP Capacity ⁴ (gal.)	13	13	13	18
Fuel Capacity (gal.)	25	25	25	25
GCWR ⁵ (lbs.)	15,250	15,250	15,250	15,250
GVWR (lbs.)	11,030	11,030	11,030	11,030
GAWR - Front (lbs.)	4,410	4,410	4,410	4,410
GAWR - Rear (lbs.)	7,720	7,720	7,720	7,720
Wheelbase	170"	170"	170"	170"

Floorplans & Specifications

Dimensions shown are for sleeping space only and may vary due to styling differences. Dashed lines denote overhead storage areas. Floorplans and specifications are also available online at Goltasca.com.

Standard
UltraLeather



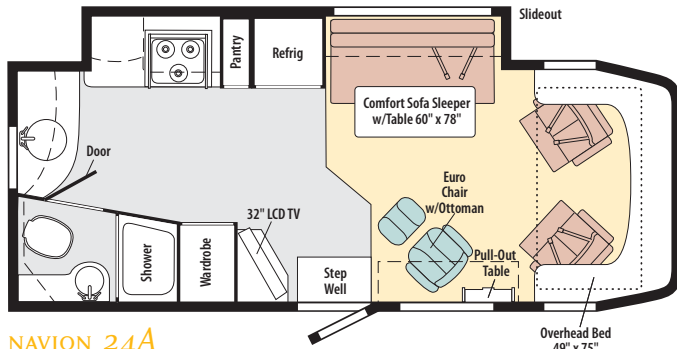
Optional
UltraLeather



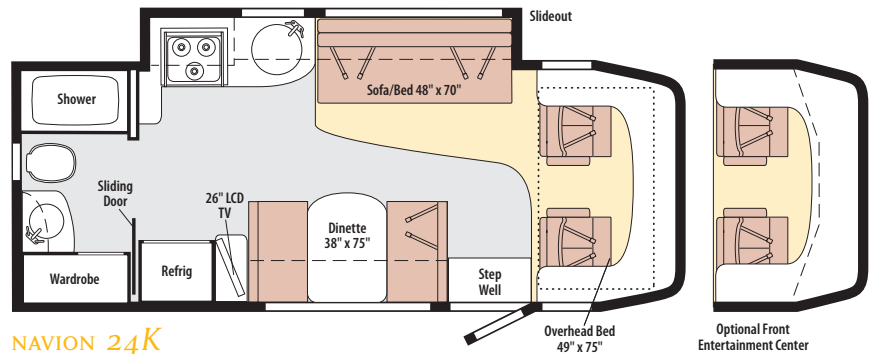
Carpet



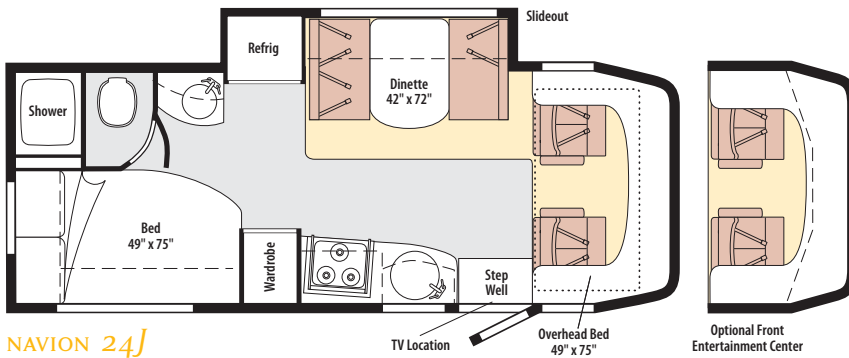
Vinyl



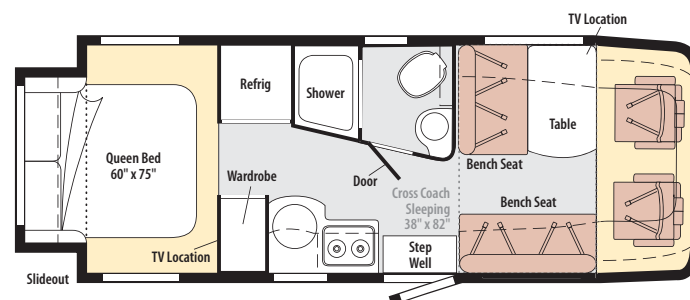
NAVION 24A



NAVION 24K
{ NEW }



NAVION 24J



Navion iQ 24DL

Dodge®/Mercedes-Benz® Sprinter Chassis

154-hp Mercedes-Benz 3.0L 6-cylinder turbo-diesel engine				
5-speed automatic transmission w/tip shift				
4-wheel ABS w/skid control				
Adaptive ESP® technology				
180-amp. alternator				
Trailer Hitch ⁵ : 5,000-lb. drawbar/500-lb. maximum vertical tongue weight w/7-pin connector				
Stainless steel wheel liners				
24A	24K	24J	24DL	<i>Optional Equipment</i>
o	o	o	o	
Stylized aluminum wheels				

Cab Conveniences

RV Radio®: AM/FM stereo, CD player, iPod/MP3 input, weather band and remotes				
Cab Seats: armrest, adjustable lumbar support, recline and headrest				
Slide seat pedestal (24K & 24J)				
Swivel/slide seat pedestal (24A & 24DL)				
Power steering w/tilt wheel				
Power door locks w/remote				
Power windows				
Power mirrors w/defrost and turn signal indicators				
12-volt powerpoints				
Cruise control				
Chassis/house battery radio power switch				
Cab window blinds (24DL)				
Sunvisors				
24A	24K	24J	24DL	<i>Optional Equipment</i>
o	o	o	o	
Sirius® Plug-N-Play satellite radio: 6-month subscription, 2 docking ports and iPod interface cable connector				
o	o	o	o	
Rearview monitor system w/one-way audio (NA after July 2009 production)				
o	o	o	o	
RV Radio/Rearview Monitor System: 6.5" LCD touch screen color monitor, CD player, weather band, remote, iPod/MP3 input, black and white rear camera w/ one-way audio (available beginning w/ August 2009 production)				
o	o	o	o	
Dash appliqué package				
o	o	o		
Cab window blinds				
	o	o		
Swivel/slide seat pedestal				

Interior

Front overhead bunk w/ladder and privacy curtain (24A, 24K & 24J)				
Stereo System: AM/FM, alarm clock, CD/DVD player and input jack				
19" LCD TV (24J & 24DL)				
26" LCD TV (24K)				
32" LCD TV (24A)				
Monitor panel				
Amplified digital TV antenna				
Satellite system ready				
Key-activated slideroom master lock switch				
Skylight w/shade (24DL)				
Skylight/roof vent w/bar/handle, sliding screen, shade (24A, 24K & 24J)				
Day/night pleated shades (lounge, dinette and bedroom)				
Mini blinds (kitchen and bath)				
Powered ventilator fan (kitchen 24DL)				

Powered roof vent (bath)				
Tinted windows				
Cab divider curtain				
24A	24K	24J	24DL	<i>Optional Equipment</i>
	o	o		
Front overhead entertainment center w/ rope lighting and 32" LCD TV w/remote				
Roof vent w/powered ventilator fan (bath)				
RV digital satellite dish antenna w/elevation sensing unit				
o	o	o	o	

Kitchen

Microwave/convection oven (24J)				
Microwave/convection oven w/range fan (24A & 24K)				
Microwave oven (24DL)				
3-burner range top (24A, 24K & 24J)				
2-burner range top w/glass cover (24DL)				
Norcold® refrigerator/freezer				
Vented range hood (24J & 24DL)				
Wood sink cover (24A, 24K & 24J)				
Glass sink cover (24DL)				
Laminate countertops				
24A	24K	24J	24DL	<i>Optional Equipment</i>
o	o	o	o	
Water filtration system (cold water)				

Bedroom

Angle-split mattress w/interior and exterior access to storage below (24J)				
Mattress cover, pillows and pillow shams (24J)				
19" LCD DC TV (24DL)				
Memory foam mattress w/cover (24DL)				
Privacy curtain (24J & 24DL)				

Bath

Shower w/wall surround				
Retractable self-cleaning shower door				
Flexible showerhead				
Skylight				

Exterior

Automatic entrance door step				
Entrance door w/screen				
Ladder (24A, 24K & 24J)				
Porch light				
Premium high-gloss skin				
Front and rear mud flaps				
24A	24K	24J	24DL	<i>Optional Equipment</i>
o	o	o		
Electric patio awning				
o	o	o	o	
Electric patio awning w/metal wrap (full-body paint only)				
o	o	o	o	
Exterior speakers w/remote control extender				

Heating & Cooling System

13,500 BTU roof-mounted air conditioner				
20,000 BTU furnace (24DL)				
25,000 BTU furnace (24A, 24K & 24J)				
24A	24K	24J	24DL	Optional Equipment
<input type="radio"/>	<input type="radio"/>	<input type="radio"/>	<input type="radio"/>	
A/C heat pump				

Electrical System

Service Center: cable TV input, 30-amp. power cord, portable satellite dish hookup, QuickPort® service connection hatch (24A & 24K)				
Auxiliary start circuit				
2 deep-cycle Group 24 RV batteries				
Battery disconnect system (coach)				
Automatic dual-battery charge control				
LP generator prep kit				
AC/DC load center, 45-amp. converter/charger				
24A	24K	24J	24DL	<i>Optional Equipment</i>
<input type="radio"/>	<input type="radio"/>	<input type="radio"/>	<input type="radio"/>	
3,200-watt Cummins Onan® diesel generator				
<input type="radio"/>	<input type="radio"/>	<input type="radio"/>	<input type="radio"/>	
3,600-watt Cummins Onan MicroQuiet™ LP generator				
<input type="radio"/>	<input type="radio"/>	<input type="radio"/>	<input type="radio"/>	
Diesel generator prep kit				
<input type="radio"/>	<input type="radio"/>	<input type="radio"/>	<input type="radio"/>	
300-watt DC/AC inverter				

Plumbing System

Service Center (NA 24DL): colored labels, city water hookup/tank diverter fill, drainage valves				
10' sewer hose				
TrueLevel™ holding-tank monitoring system				
6-gallon LP water heater				
Winterization Package: water heater bypass valve, siphon tube				
On-demand water pump				
Exterior Wash Station: pressurized city water hookup/tank diverter fill (24DL)				
LP Tank (24DL)				
LP Tank w/remote fill w/power switches (24A, 24K & 24J)				
24A	24K	24J	24DL	<i>Optional Equipment</i>
o	o	o	o	
Heated drainage system				
6-gallon 120 VAC/LP water heater w/EMS				
Exterior wash station				

Safety

Dual airbags				
Seat belts				
LP, smoke and carbon monoxide detectors				
10 BC fire extinguisher				
Ground fault interrupter				
Child seat tether anchor (24J & 24DL dinette)				
High-mount brake lamps				
Daytime running lamps				
Fog lamps				

Warranty⁶

12-month/15,000-mile basic warranty ⁷				
36-month/36,000-mile limited warranty on structure ⁷				
10-year limited parts-and-labor warranty on roof skin ⁷				

o Optional

NA Not Available

- The height of each model is measured to the top of the tallest standard feature and is based on the curb weight of a typically equipped unit. The actual height of your vehicle may vary by several inches depending on chassis or equipment variations. Please contact your dealer for further information.
- The load capacity of your motor home is designated by weight, not by volume, so you cannot necessarily use all available space when loading your motor home.
- Capacities are based on measurements prior to tank installation. Slight capacity variations can result due to installation applications.
- Capacities shown are tank manufacturer's listed water capacity (W.C.) Actual filled LP capacity is 80% of listing due to overfilling prevention device on tank.
- Actual towing capacity is dependent upon your particular loading and towing circumstances, which includes the GVWR, GAWR and GCWR as well as adequate trailer brakes. Please refer to the Operator's Manual of your vehicle for further towing information.
- See separate chassis warranty.
- See your dealer for complete warranty information.

Not all items available in combination. See dealer for details.

Winnebago Industries® continuing program of product improvement makes specifications, equipment, model availability and prices subject to change without notice. Comparisons to other motor homes are based on the most recent information available at printing.

Discover More on the Web

Want to see more of the Itasca Navion and Navion iQ? You'll find more pictures, in-depth info, floorplans and complete specs at **Goltasca.com**. You'll also see videos and highlights of key features, such as:



THE MOST RECOGNIZED
NAME IN MOTOR HOMES™

Goltasca.com

NYSE: WGO



Join the Itasca Family

Itasca owners simply have more fun. When you buy either the Navion or Navion iQ, you can become a part of the Winnebago-Itasca Travelers Club. As a member, you'll meet other motor home enthusiasts, travel to interesting places with interesting people, and be the first to learn about new Itasca products. See what the WIT Club is all about at WITclub.com.



Seat belts are your most important hookup. Always buckle up.



©2009 Winnebago Industries, Inc.
Printed in USA

- Join the WIT Club
- Caravans and rallies
- Local and state activities
- RV travel and benefits

For Sales and Service Information Contact: