

# Era

WINNEBAGO  
*Touring Coach*



## WHY ERA?

- Mercedes-Benz® Sprinter diesel chassis
- Impressive fuel economy
- Ultraleather™ cab seats
- Touch screen Radio/Rearview Monitor System
- LED lighting
- Corian® countertop
- Powered patio awning with LED lights
- Rear double-door storage



ON THE COVER: 70A Jet Black Graphics

70A Encore with Sunset Cherry Cabinetry

## New Era of Class B Motorhomes

The Era<sup>®</sup> just keeps getting better and more innovative. The popular Mercedes-Benz<sup>®</sup> Sprinter chassis 70A and 70X floorplans return with new exterior graphics and an available Infotainment Center with the new Rand McNally RV GPS. Ultraleather<sup>™</sup> swivel cab seats, an upscale Corian<sup>®</sup> galley countertop, LED ceiling lights, and a host of features you wouldn't expect to find in a Class B motorhome sets the Era apart from the competition. Not only does this coach deliver a full-featured RV experience, it does so with incredible fuel efficiency and driveability. For style and versatility with a responsive ride, choose the Winnebago Touring Coach<sup>™</sup> Era.



**Recognized Quality** The RV Dealers Association bestows its annual Quality Circle Award based on dealer ratings to the manufacturers that provide exceptional products, service and support. Only one manufacturer has received this honor for seventeen consecutive years: Winnebago Industries<sup>®</sup>.

## Best in Class

See how Winnebago Industries takes motorhome design and function to the next level, and why we've earned the right to be called the Most Recognized Name in Motorhomes.®



Click on this icon throughout the brochure to link to more information on the web.



Drawers open wide with full-extension drawer slides.



The bi-fold bathroom doors open wide for easy access, yet leave the aisle clear when open.



You'll appreciate the latest in-dash communications technology with the available Infotainment Center with Rand McNally RV GPS. It delivers safe and easy trip routing with turn-by-turn voice guidance, an AM/FM radio with a CD/DVD player, and available SiriusXM.™



Day or night, the smooth-retracting MCD blackout roller shades give you total control of light and privacy levels.



The Flex Bed in the 70A flips up for easy access to the convenient exterior storage compartment.




Both models include a surprising amount of storage, such as this wardrobe in the 70A.



70A Encore with Sunset Cherry Cabinetry

Designed with functionality and comfort in mind, the Era lounge embodies what the avid traveler desires: Ultraleather cab seats that swivel to face the movable table, or sofa/bed (70A) with a view of the 22" HDTV. Both floorplans offer room to entertain guests, play games, or relax with a late night movie. With LED ceiling lighting, MCD blackout roller shades, and a 13,500 BTU high-efficiency air conditioner, you can control your lighting, privacy levels, and indoor temperature to suit your preferences.




70A Sofa/Bed Up




70A Sofa/Bed Down



70A Galley with Sunset Cherry Cabinetry



Sink/Range Top with Covers Up



Sink/Range Top with Covers Down



Refrigerator/Freezer Closed



Refrigerator/Freezer Open

Our SmartSpace™ design philosophy ensures you have the space you want while still having the amenities you need. Some of these include a faucet that folds down beneath a flip-up glass cover, an energy-efficient microwave and refrigerator, and plenty of storage. An attractive Corian countertop serves as your preparation space with a choice of three cabinet wood options to give your galley a polished look.




70A Flex Bed System as Twin Beds



70A Flex Bed System as Queen Bed

Comfortable, while still being efficient, the Era offers either the Flex Bed System that allows you to convert twin beds into a spacious queen bed (70A), or a powered sofa/bed (70X) that folds down into a comfortable bed at the touch of a button. Both floorplans offer a closet for your traveling wardrobe.



70A Under-Bed Storage



22" HDTV



Dash

Compared to a large, Class A motorhome, the advantage of driving a Class B motorhome is that you can take it almost anywhere you can take a car. The Ultraleather cab seats make for a comfortable ride, while the available Infotainment Center with Rand McNally RV GPS offers safe and easy routing with turn-by-turn voice guidance. Additional features include a CD player, a touch screen control panel, and a Radio/Rearview Monitor System for safe maneuvering.



Coach Stereo System



Powered Patio Awning with LED Lighting




70A Swivel HDTV

The Era doesn't disappoint when it comes to outdoor features. The powered patio awning with LED lights allows for daytime and nighttime enjoyment. With rear double doors that open up to 270 degrees for full access to rear coach storage and a rear-pullout storage tray (70A), there's enough space to accommodate most larger items.



Rear Double Doors



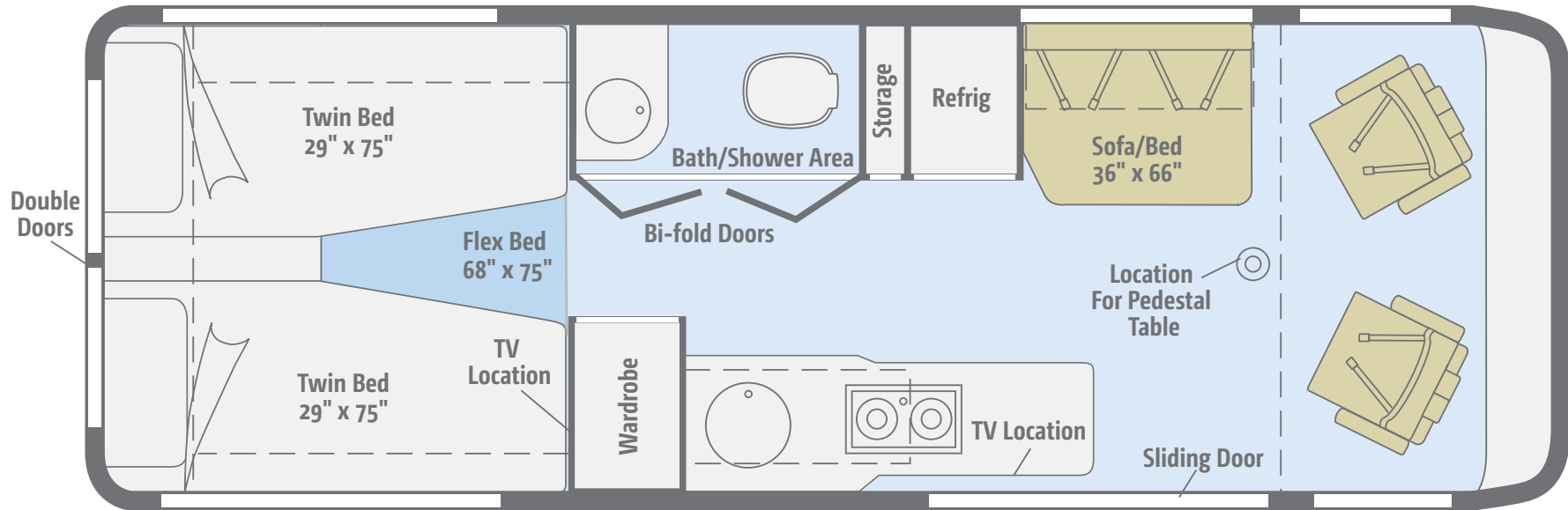
Powered Patio Awning with LED Lighting



Running Boards



Dimensions shown are for sleeping space only and may vary due to styling differences. Dashed lines denote overhead storage areas. Floorplans and specifications are also available online at [WinnebagoTouring.com](http://WinnebagoTouring.com).

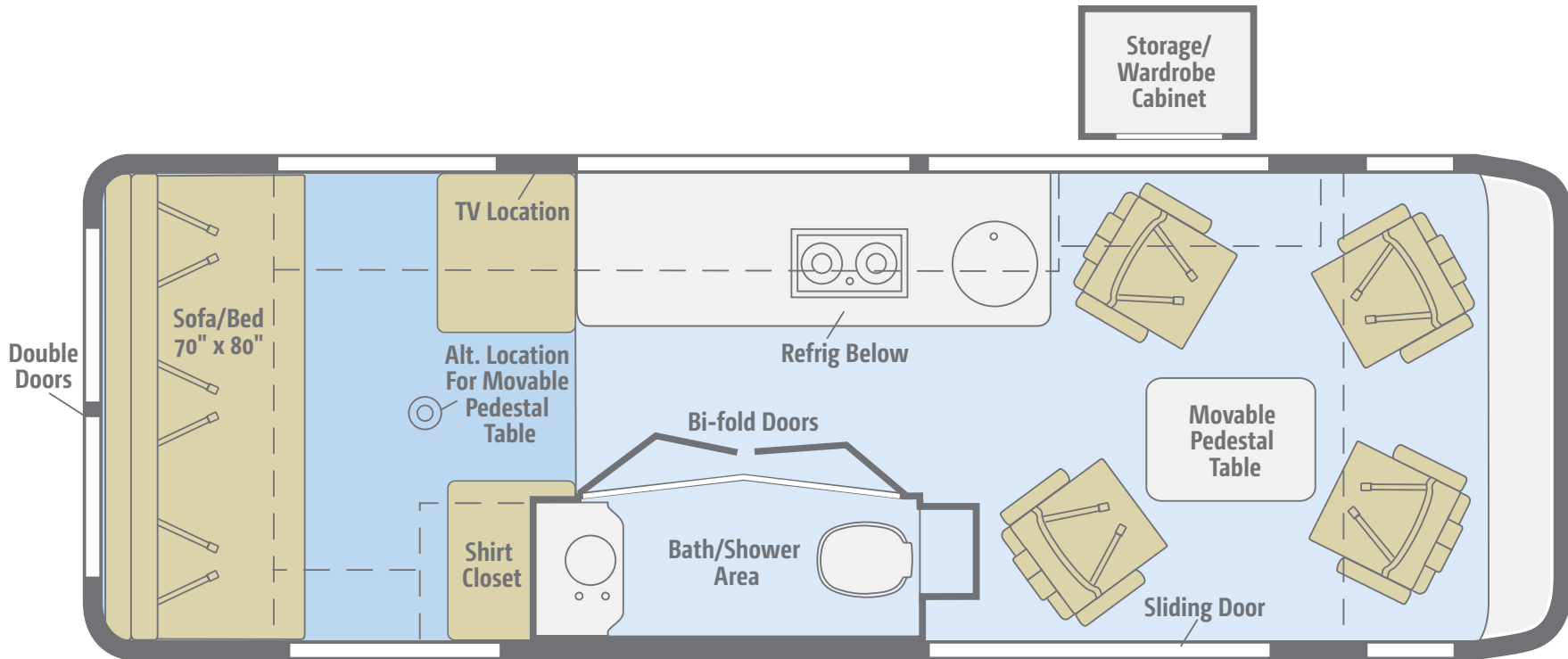


**70A**

This functional floorplan offers swivel cab seats, Ultraleather furniture, a Corian countertop, and the Flex Bed System which can be a queen bed or two twin beds.



Dimensions shown are for sleeping space only and may vary due to styling differences. Dashed lines denote overhead storage areas. Floorplans and specifications are also available online at [WinnebagoTouring.com](http://WinnebagoTouring.com).



**70X**

Ideal for group travel, this floorplan offers four plush captain's seats, Ultraleather furniture, a Corian countertop, and rear double-door storage.



Choose from three fabric collections and three wood finishes, each with Satin Nickel hardware.

## Encore



Ultraleather



Corian Countertop



Carpet




Vinyl



Aosta Cherry



Café Cherry



High-Gloss  
Marbella Cherry\*

Winnebago Industries® reserves the right to change décor materials and specifications without notice or obligation.

*\* Running line change beginning with 2013 fall production High-Gloss Marbella Cherry on cabinet door and drawer fronts*

Choose from three fabric collections and three wood finishes, each with Satin Nickel hardware.

## Soho



Ultraleather



Corian Countertop



Carpet




Vinyl



Aosta Cherry



Café Cherry



High-Gloss  
Marbella Cherry\*

Winnebago Industries® reserves the right to change décor materials and specifications without notice or obligation.

*\* Running line change beginning with 2013 fall production High-Gloss Marbella Cherry on cabinet door and drawer fronts*

Choose from three fabric collections and three wood finishes, each with Satin Nickel hardware.

## Urban



Ultraleather



Corian Countertop



Carpet




Vinyl



Aosta Cherry



Café Cherry



High-Gloss  
Marbella Cherry\*

Winnebago Industries® reserves the right to change décor materials and specifications without notice or obligation.

*\* Running line change beginning with 2013 fall production High-Gloss Marbella Cherry on cabinet door and drawer fronts*

The Era comes with standard graphics with available polished stainless steel trim.  
*Graphics removed as running line change 3/19/14*



**Brilliant Silver with Graphics**  
STANDARD GRAPHICS



**Brilliant Silver**  
STANDARD GRAPHICS

The Era comes with standard graphics with available polished stainless steel trim.  
*Graphics removed as running line change 3/19/14*



**Jet Black with Graphics**  
STANDARD GRAPHICS



**Jet Black**  
STANDARD GRAPHICS

The Era comes with standard graphics with available polished stainless steel trim.  
*Graphics removed as running line change 3/19/14*



**White with Graphics**  
STANDARD GRAPHICS



**White**  
STANDARD GRAPHICS



## Weights & Measures

	70A	70X
Length	24'1"	24'1"
Exterior Height <sup>1</sup>	9'11"	9'11"
Exterior Width	6'8"	6'8"
Awning Length	13'	13'
Interior Height	6'3"	6'3"
Interior Width	5'10"	5'10"
Freshwater Tank Capacity <sup>2</sup> (gal.)	28	28
Water Heater Capacity (gal.)	6	6
Holding Tank Capacity - Black/Gray <sup>2</sup> (gal.)	10/26	10/21
LP Capacity <sup>3</sup> (gal.)	16	16
Fuel Capacity (gal.)	26.4	26.4
GCWR <sup>4</sup> (lbs.)	15,250	15,250
GVWR (lbs.)	11,030	11,030
GAWR - Front (lbs.)	4,410	4,410
GAWR - Rear (lbs.)	7,720	7,720
Wheelbase	170"	170"

## Mercedes-Benz® Sprinter Chassis

3.0L Mercedes-Benz 6-cylinder, 188-hp, turbo-diesel engine, 5-speed automatic tip-shift transmission, 220-amp. alternator

4-wheel ABS brakes

Stainless steel wheel liners

Trailer Hitch<sup>4</sup> 5,000-lb. drawbar/500-lb. maximum vertical tongue weight

7-pin wiring connector

### OPTIONAL EQUIPMENT

2.1L Mercedes-Benz 4-cylinder, 161-hp, diesel engine, 7-speed automatic tip-shift transmission, 220-amp. alternator (NA w/Jet Black Exterior)

Stylized chrome wheels

## Cab Conveniences

**Radio/Rearview Monitor System** 6" LCD color touch screen, remote, iPod®/MP3 input, color rear camera

**Chassis/coach battery radio power switch**

**Cab seats** armrests, adjustable lumbar support, adjustable headrest and slide/swivel/recline

**Seat belts**

**Dual airbags**

**Cruise control**

**Power steering w/tilt wheel**

**Power mirrors w/defrost and turn signal**

**Power door locks w/remote**

**Power windows**

**12-volt powerpoints**

**Sunvisors**

**Pleated, sliding front window blinds**

**Curtains for cab door windows**

**Appliqué package**

### OPTIONAL EQUIPMENT

**Infotainment Center with Rand McNally RV GPS** 6" touch screen color monitor w/split screen function, Rand McNally RV GPS safe and easy routing, tools and amenities, trips and content, turn-by-turn voice guidance, AM/FM radio w/CD/DVD player, handheld remote, SiriusXM™ (subscription not included), compass, outside temperature, iPod/iPhone® audio integration, Bluetooth™, color rearview camera

**Carpet floor mat**

## Interior

**22" HDTV and Coach stereo system** w/AM/FM radio, Bluetooth, CD/DVD player, remote

**Jack® Digital TV antenna**

**LED ceiling lights**

**MCD blackout roller shades**

**Soft vinyl ceiling**

**Tinted coach windows**

**Powered ventilator fan** (galley)

**Powered roof vent** (bath)

**Powered sofa/bed** (70X)

**Removable companion seats w/swivel and slide** (70X)

**Systems monitor panel**

### OPTIONAL EQUIPMENT

**Removable storage cabinet** (70X)

## Galley

**Flip-up countertop extension** (70A)

**Corian® solid-surface countertop**

**Microwave oven**

**2-burner range top w/glass cover**

**Refrigerator/freezer** (w/removable freezer unit on 70A)

**Stainless steel sink w/folding faucet and glass cover**

**Water filtration system** (cold water)

## Bath

**Shower w/wall surround, bath cabinet and 3-compartment soap dispenser**

**Flexible showerhead**

**Shower curtain**

## Bedroom

**Twin beds w/Flex Bed System** (70A)

**22" DC HDTV w/remote** (70A)

## Exterior

**Powered patio awning w/LED lighting**

**Slideout compartment tray** (access from rear door 70A)

**Porch light**

**Running boards, rocker trim w/mud guard**

**Rear mud guards**

**Exterior speaker system**

### OPTIONAL EQUIPMENT

**Polished stainless steel rocker panel trim**

## Heating & Cooling System

**16,000 BTU furnace**

**13,500 BTU high-efficiency roof A/C w/heat strip**

## Electrical System

**AC/DC load center/converter**

**Auxiliary start circuit**

**Group 31 deep-cycle battery** (AGM maintenance free)

**Coach battery disconnect system**

**Dual battery charge system**

**45-amp. converter/charger**

**30-amp. power cord**

**Exterior TV jack**

**Exterior AC/DC receptacles**

**2,500-watt Cummins Onan® MicroQuiet™ LP generator**

### OPTIONAL EQUIPMENT

**Additional Group 31 deep-cycle battery** (AGM maintenance free)

## Plumbing System

**6-gallon 110V/LP water heater w/Energy Management System**

**Exterior Service Center** city water hookup/tank diverter valve, drainage valves, sewer hose w/shut-off valve and exterior wash station w/pump switch

**TrueLevel™ holding-tank monitoring system**

**Winterization Package** water heater bypass valve and siphon tube

**On-demand water pump**

**12-volt macerator sewage pump** (70X)

**Permanent-mount LP tank w/gauge**

## Safety

**Child seat tether anchors** (sofa and companion seats 70X)

**LP, smoke, and carbon monoxide detectors**

**10 BC fire extinguisher**

**Ground fault interrupter**

**Daytime running lamps**

**High-mount brake lamp**

## Warranty<sup>5</sup>

**12-month/15,000-mile basic limited warranty<sup>6</sup>**

<sup>1</sup> The height of each model is measured to the top of the tallest standard feature and is based on the curb weight of a typically equipped unit. The actual height of your vehicle may vary by several inches depending on chassis or equipment variations. Please contact your dealer for further information.

<sup>2</sup> Capacities are based on measurements prior to tank installation. Slight capacity variations can result due to installation applications.

<sup>3</sup> Capacities shown are tank manufacturer's listed water capacity (WC). Actual filled LP capacity is 80% of listing due to overfilling prevention device on tank.

<sup>4</sup> Actual towing capacity is dependent on your particular loading and towing circumstances which includes the GVWR, GAWR, and GCWR, as well as adequate trailer brakes. Please refer to the Operator's Manual of your vehicle for further towing information.

<sup>5</sup> See separate chassis warranty.

<sup>6</sup> See your dealer for complete warranty information.

Winnebago Industries® continuing program of product improvement makes specifications, equipment, model availability, and prices subject to change without notice. Published content reflects the most current product information at time of printing. Please consult your dealer for individual vehicle features and specifications.

**JOIN THE CLUB, JOIN THE FUN.**



As a Winnebago Industries motorhome owner, you are invited to join the WIT Club. It's a great way to take full advantage of your new coach and meet fun-loving WIT Club members from across the country who make motorhome adventures a way of life.



Members enjoy:

- Caravans and Rallies
- Newsletters
- Local and state group activities
- RV travel benefits

See more on [WITclub.com](http://WITclub.com)

**PREFERRED CARE PROGRAM**

We back our motorhomes with best-in-class support both before and after the sale:

- 12-month/15,000-mile basic limited warranty
- Complimentary 24-hour roadside assistance program



**TRIP Saver**  
FAST TRACK PARTS

- TripSaver® Fast Track Parts guarantees that in-stock warranty parts ship directly to your dealer within 24 hours
- National dealer service network



**WINNEBAGOTOURING.COM HAS GONE MOBILE.**

Learn more about the 2014 Era on your computer, tablet, or smartphone. Visit [WinnebagoTouring.com](http://WinnebagoTouring.com) for the complete Era experience.



THE MOST RECOGNIZED NAME IN MOTORHOMES\*

NYSE: WGO  
[WinnebagoTouring.com](http://WinnebagoTouring.com)