



Navion



Navion iQ



Intelligent by design

How do you improve a coach that is so innovative its introduction created a whole new category of motor homes? Start by creating new floorplans. Then, increase the list of available features to allow for further functionality. Lastly, for good measure, incorporate even more intelligent design. Now you have the *2009 Navion* and *2009 Navion iQ*.

Interior *Decor*

Choose from three fabric collections and two cabinet woods. Available UltraLeather™ provides the soft feel of leather in an easy-to-clean, durable fabric.

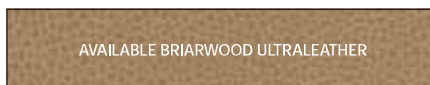
*Honey
Cherry*



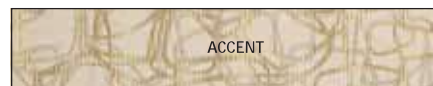

*Washed
Maple*



Summerville



Coaster



Sand Storm



Navion & Navion iQ

Navion *Exterior Graphics and Paint*

Standard graphics, deluxe graphics and full-body paint are available to give your Navion the curb appeal you desire.



Navion iQ *Exterior Paint*

The Navion iQ comes standard with the bold look of full-body paint.





 SMARTSPACE™

Efficiency *at its finest*

A powerful and efficient Mercedes-Benz® 3.0L V6 turbo-diesel engine is the hallmark of the Dodge® Sprinter chassis on which the Navion and Navion iQ are built. Adaptive ESP® technology senses vehicle load and performance parameters to maximize handling, control and driving stability. An exceptionally smooth ride is due to the independent front suspension system with a transverse mono-leaf spring and stabilizer. Tip-shift technology allows manual shifting of the 5-speed automatic electronic transmission if the desire arises. And SmartSpace™ design, with features such as the sofa/sleeper, makes the Navion as much fun at the campsite as it is on the road.





Interior Highlights

- Skylight with sliding screen and pleated shade
- Available UltraLeather
- Available entertainment center with a 32" TV (24H and 24J)
- Available 300-watt inverter
- Stereo system with AM/FM radio, CD/DVD player

Room to *Roam*

The Navion interior is teeming with comfort, style and versatility. The centrally located skylight creates an open and airy feel while providing climate control with an easy-to-use vent. A sliding screen and pleated shade add to its convenience. Take your choice of the standard bunk or the available overhead entertainment center with a 32" TV (24H and 24J) and a CD/DVD stereo system. Add the 300-watt inverter to enjoy the TV when shoreline or generator power is not available.

Upgrade the furniture to UltraLeather™ for easy-to-clean, soft-as-leather comfort. Select the new 24A with full-wall slideout and you will benefit from the plush versatility of the sofa/sleeper that folds out into an air bed that inflates at the touch of a button. After a great night's sleep, activate the pump and it automatically deflates the mattress to neatly store in the sofa.



Navion®



Life has its own *soundtrack*

New for 2009, the RV Radio® includes a CD player, weather band and an iPod-compatible cable connector so you can listen to and control your iPod through the radio controls. Upgrade the RV Radio with Sirius® satellite radio for crystal-clear digital programming across the US and a complimentary six-month subscription. Access to the living area from the cab couldn't be easier, with a large opening, a hinged bunk and gas struts that prop the bed up until nighttime.

Driving is a joy with a steering wheel that tilts and telescopes to fit the driver and an available rearview monitor that makes backing and maneuvering a breeze. Power side mirrors with defrost make it easy to see your surroundings. Blocking out the sun is easy, too, with built-in privacy shades that tuck into the window frame, available on Navion and standard on Navion iQ. A stylized dash appliqué is available on both the Navion and Navion iQ.





Dine *in style*

The multifaceted BenchMark® full-comfort dinette on the 24H and 24J includes innerspring cushions that flip-up to provide access to roomy storage areas. BenchMark also quickly converts into a comfortable bed. A child safety seat tether (24J) provides a secure anchoring point for a car seat. In the kitchen, you'll find everything in its place and a place for everything. The stylish design includes a large sink for oversized pots, a refrigerator with a fingerprint-resistant, "punched" stainless steel face and a slim, vented range hood.



Kitchen Features

- Microwave/convection oven
- Available water filtration system
- Double-door refrigerator
- 3-burner range



A higher *iQ*

The Navion iQ blends intelligent design and innovative function like no other motor home on the road. The dinette in the 24CL has a table that slides side-to-side for easy access and benches that fold down into a bed. The cab seats swivel 180 degrees to face the living area for added functionality. The 24DL features a spacious rear slideout with a queen size bed and additional sleeping space on the front bench seats that convert into a large bed. The huge skylight provides an incredibly open feel. Everywhere you look, you'll find smart design married to elegant style.





Form meets *function*

Everything is within easy reach in the Navion iQ's fully equipped kitchen. A refrigerator/freezer, a microwave oven, a two-burner range and a vented range hood are all standard. Flip-up glass covers on the range and sink increase countertop space.





The only manufacturer to receive the RVDA Quality Circle Award for exceptional products, service and support for 11 consecutive years.



Arrive in style

A variety of color themes and graphics packages—including full-body paint—are available to personalize your coach. You'll have plenty of ways to relax with an available patio awning providing shade and an available 3,200-watt Cummins Onan® diesel or 3,600-watt MicroQuiet™ LP generator delivering power.

Exterior conveniences:

- Power side mirrors with defrost
- Available rearview monitor
- 5,000-lb. hitch* with 7-pin wiring harness
- Available stylized aluminum wheels

Smart Storage The rear bed in the 24J has a split mattress to allow easy access to side-by-side storage compartments. An innovative exterior storage compartment utilizes our Smart Storage™ design philosophy to expand, accommodating larger items.



SMART STORAGE



Smart Design The pullout storage drawer (24H and 24J) incorporates a hinged lid that seals out the elements. Cleaning and draining the rotocast compartment is a breeze thanks to a handy drain plug. The TrueLevel™ holding-tank monitoring system uses sonar technology to read liquid levels from outside the tank. There are no probes to corrode or clog, just accurate readings time after time.



TRUELEVEL

SUPER STRUCTURE

SuperStructure Legendary strength and durability are the result of the SuperStructure construction that goes into every Itasca motor home. It's a combination of quality, proprietary components and careful attention to detail that makes Itasca motor homes the cream of the crop.

- Patented Thermo-Panel™ sidewalls are durable and lightweight
- Specially engineered interlocking joints connect the floor, sidewalls and roof together for improved strength and durability
- An automotive-style dip tank applies an advanced electrodeposition coating to protect critical steel components
- The crowned, one-piece fiberglass roof is backed by a 10-year limited parts-and-labor roof skin warranty



Navion

Navion iQ



Committed to Service WE BACK OUR MOTOR HOMES WITH THE INDUSTRY'S BEST SERVICE AFTER THE SALE.

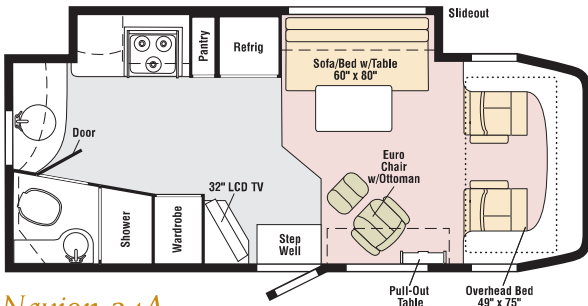
- 12-month/15,000-mile basic limited warranty
- 36-month/36,000-mile warranty on structure
- Standard 10-year limited parts-and-labor roof skin warranty
- Complimentary 24-hour roadside assistance program
 - RV Technical Assistance Hotline
 - RV Service Appointment Assistance
 - Emergency Trip Interruption
 - Emergency Message Service
 - Nationwide Trip Routing
 - Fee-Free Travelers Cheques

Weights & Measures

	Navion			Navion iQ	
	24A	24H	24J	24CL	24DL
Length	24'6"	24'6"	24'6"	24'8"	24'8"
Exterior Height ¹	10'11"	10'11"	10'11"	10'7"	10'7"
Exterior Width	7'6"	7'6"	7'6"	7'6"	7'6"
Exterior Storage ² (cu. ft.)	16.1	14.1	25.9	13.4	18.9
Awning Length	15'	12'6"	10'	12'	12'
Interior Height	6'8"	6'8"	6'8"	6'5"	6'5"
Interior Width	7'3"	7'3"	7'3"	7'3"	7'3"
Freshwater Capacity w/Heater ³ (gal.)	34	35	35	40	35
Holding Tank Capacity - Black/Gray ³ (gal.)	33/24	33/27	31/38	32/32	32/32
LP Capacity ⁴ (gal.)	18	18	18	18	18
Fuel Capacity (gal.)	26.4	26.4	26.4	26.4	26.4
GCWR ⁵ (lbs.)	15,250	15,250	15,250	15,250	15,250
GVWR (lbs.)	11,030	11,030	11,030	11,030	11,030
GAWR - Front (lbs.)	4,410	4,410	4,410	4,410	4,410
GAWR - Rear (lbs.)	7,720	7,720	7,720	7,720	7,720
Wheelbase	170"	170"	170"	170"	170"

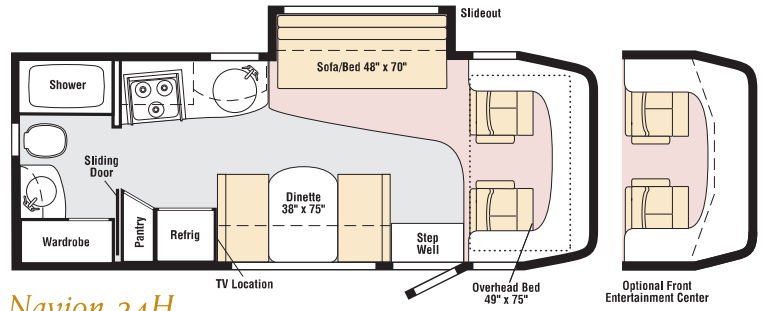
2009 Navion/iQ Floorplans & Specifications

Dimensions shown are for sleeping space only and may vary due to styling differences. Dashed lines denote overhead storage areas. Floorplans and specifications are also available online at: goitasca.com

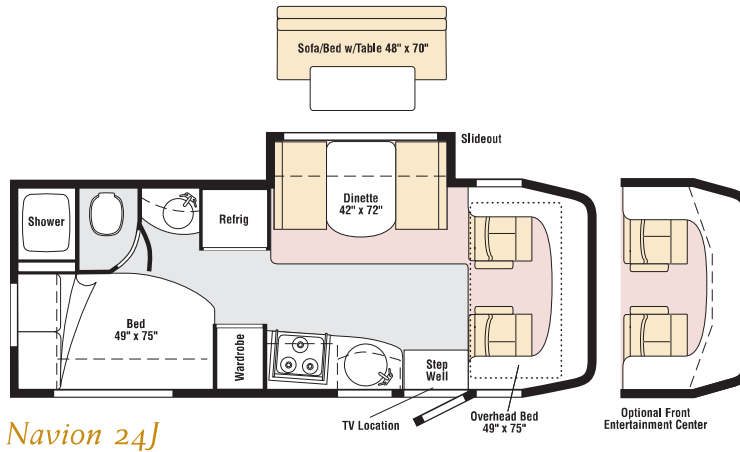


Navion 24A
new

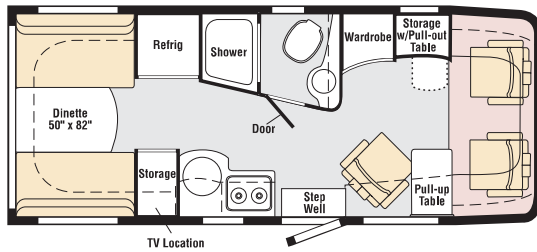
Full-wall slide
Available December 2008



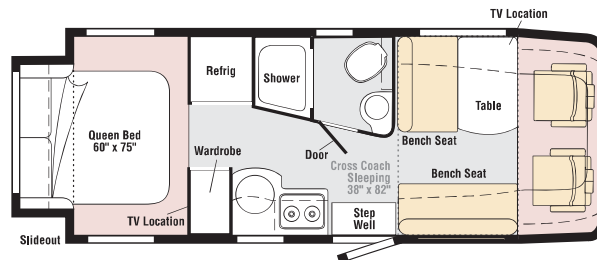
Navion 24H



Navion 24J



Navion iQ 24CL



Navion iQ 24DL

Dodge® Sprinter Chassis

154-hp Mercedes-Benz® 3.0L CDI 6-cylinder turbo-diesel engine
5-speed automatic transmission w/tip shift
4-wheel ABS w/skid control
Adaptive ESP® technology
180-amp. alternator
Trailer Hitch⁵: 5,000-lb. drawbar/500-lbs. maximum vertical tongue weight w/7-pin connector
Stainless steel wheel liners
Dual rear wheels

24A	24H	24J	24CL	24DL	Optional Equipment
o	o	o	o	o	Stylized aluminum wheels

Cab Conveniences

RV Radio⁶: AM/FM stereo, CD player, iPod interface connector, weather band and remote
Cab seats w/armrest, adjustable lumbar support and headrest
Sliding seat pedestal (24A, 24H & 24J)
Swivel/slide seat pedestal (24CL & 24DL)
Power door locks
Power windows
Power mirrors w/defrost and turn signal indicators
Beverage holder
Cruise control
Chassis/house battery radio power switch
Sunvisors
Cab window blinds (24CL & 24DL)
Cab divider curtain (24A, 24H & 24J)
Document clip

24A	24H	24J	24CL	24DL	Optional Equipment
o	o	o	o	o	Sirius® satellite radio w/6-month subscription
o	o	o	o	o	Rearview monitor system w/one-way audio
o	o	o	o	o	Dash appliqué package
o	o	o	o	o	Cab window blinds
o	o	o	o	o	Swivel/slide seat pedestal

Interior

Front overhead bunk w/ladder (24A, 24H & 24J)
Stereo system w/AM/FM radio, alarm clock, CD/DVD player, input jack
19" LCD TV (24H, 24J & 24CL)
Entertainment center w/32" LCD TV (NA 24A)
15" LCD DC TV (24DL)
Satellite system ready
Mini blinds (kitchen and bath)
Skylight (24CL & 24DL)
Skylight/roof vent w/bar/handle, sliding screen, sliding pleated shade (24A, 24H & 24J)
Day/night pleated shades (lounge, dinette and bedroom)

24A	24H	24J	24CL	24DL	Optional Equipment
o	o	o	o	o	Front overhead entertainment center w/rope lighting and 32" TV w/remote
o	o	o	o	o	RV digital satellite dish antenna w/elevation sensing unit

Kitchen

Microwave/convection oven (24H & 24J)
Microwave/convection oven w/range fan (24A)
Microwave oven (24CL & 24DL)
3-burner range top (24A, 24H & 24J)

2-burner range top w/glass cover (24CL & 24DL)
Powered ventilator fan (24CL & 24DL)
Norcold® refrigerator/freezer
Vented range hood (24H & 24J)
Stainless steel sink
Wood sink cover (24A, 24H & 24J)
Glass sink cover (24CL & 24DL)
Laminate countertops

24A	24H	24J	24CL	24DL	Optional Equipment
o	o	o	o	o	Water filtration system

Bedroom

Angle-split mattress w/interior and exterior access to storage below (24J)
Pillows, pillow shams and privacy curtain (24J)
15" LCD DC TV (24DL)
Memory foam mattress (24DL)

Bath

Flexible showerhead
Powered roof vent
Stainless steel sink
Skylight

24A	24H	24J	24CL	24DL	Optional Equipment
o	o	o	o	o	Roof vent w/powered ventilator fan

Exterior

Remote keyless entry
Automatic entrance door step(s)
Storage compartments w/bottom trunk liner
Tinted windows
Storage drawer (24H & 24J)
Ladder (24A, 24H & 24J)
Porch light
Power outlet
Lower front protective mask (24CL & 24DL)

24A	24H	24J	24CL	24DL	Optional Equipment
o	o	o	o	o	Vinyl patio awning
o	o	o	o	o	Acrylic patio awning w/metal wrap

Heating & Cooling System

Automotive heater/air conditioner
13,500 BTU air conditioner
20,000 BTU furnace (24CL & 24DL)
25,000 BTU furnace (24A, 24H & 24J)

24A	24H	24J	24CL	24DL	Optional Equipment
o	o	o	o	o	A/C heat pump

Electrical System

Service Center: cable TV input, power cord, portable satellite dish hookup, QuickPort (24H) service connection hatch
Auxiliary start circuit
Battery disconnect system (coach)
Automatic dual-battery charge control
LP generator prep kit
Monitor panel
30-amp. power cord

24A	24H	24J	24CL	24DL	Optional Equipment
o	o	o	o	o	3,200-watt Cummins Onan® diesel generator
o	o	o	o	o	3,600-watt Cummins Onan MicroQuiet™ LP generator
o	o	o	o	o	Diesel generator prep kit
o	o	o	o	o	300-watt DC/AC inverter

Plumbing System

Service Center (NA 24CL & 24DL): colored labels, city water hookup/tank diverter fill, drainage valves, 10' sewer hose

TrueLevel™ holding-tank monitoring system
6-gallon LP water heater
Winterization Package: water heater bypass valve and siphon tube
Drainage valves, 10 ft. sewer hose (24CL & 24DL)
Water pump

Exterior Wash Station: city water hookup/tank diverter fill (24CL & 24DL)

24A	24H	24J	24CL	24DL	Optional Equipment
o	o	o	o	o	Heated drainage system
o	o	o	o	o	6-gallon 120VAC/LP water heater
o	o	o	o	o	Exterior wash station

Safety

Driver and passenger airbags
Seat belts
LP, smoke and carbon monoxide detectors
10 BC fire extinguisher
Ground fault interrupter
Child seat tether anchor (24J & 24DL dinette, 24CL lounge chair)
High-mount brake lamps
Daytime running lights
Fog lamps

Warranty⁶

12-month/15,000-mile basic warranty⁷
36-month/36,000-mile limited warranty on structure⁷, 10-year limited parts and labor warranty on roof skin⁷

- The height of each model is measured to the top of the tallest standard feature and is based on the curb weight of a typically equipped unit. The actual height of your vehicle may vary by several inches depending on chassis or equipment variations. Please contact your dealer for further information.
 - The load capacity of your motor home is designated by weight, not by volume, so you cannot necessarily use all available space when loading your motor home.
 - Capacities are based on measurements prior to tank installation. Slight capacity variations can result due to installation applications.
 - Capacities shown are tank manufacturer's listed water capacity (W.C.). Actual filled LP capacity is 80% of listing due to overfilling prevention device on tank.
 - Actual towing capacity is dependent on your particular loading and towing circumstances, which includes the GVWR, GAWR, and GCWR as well as adequate trailer brakes. Please refer to the Operator's Manual of your vehicle for further towing information.
 - See separate chassis warranty.
 - See your dealer for complete warranty information.
- NA Not Available
o Optional

Not all items available in combination. See dealer for details.

Winnebago Industries® continuing program of product improvement makes specifications, equipment, model availability, and prices subject to change without notice. Comparisons to other motor homes are based on the most recent information available at printing.

What's on the Web?

Want to see more of the Itasca Navion and Navion iQ? You'll find more pictures, in-depth info, floorplans, and complete specs at goitasca.com. You'll also see videos and highlights of key features, such as:




Built proudly by



goitasca.com

NYSE: WGO



Join the  **ITASCA Family** ITASCA OWNERS JUST HAVE MORE FUN. WHEN YOU BUY A NAVION OR NAVION IQ YOU CAN BECOME A PART OF THE WINNEBAGO-ITASCA TRAVELERS CLUB. AS A MEMBER, YOU'LL MEET OTHER MOTOR HOME ENTHUSIASTS, TRAVEL TO INTERESTING PLACES WITH INTERESTING PEOPLE, AND BE THE FIRST TO LEARN ABOUT NEW ITASCA PRODUCTS. SEE WHAT THE WIT CLUB IS ALL ABOUT AT WITCLUB.COM



- Join the WIT Club
- Caravans and rallies
- Local and state activities
- RV travel and benefits

For Sales and Service Information Contact:

Seat belts are your most important hookup. Always buckle up.