

blade

HIGH-PERFORMANCE AIR FLOW SYSTEM



BLADE™ HIGH PERFORMANCE AIR HANDLING SYSTEMS

Engineered to maximize the output from today's high-performance RV air conditioners, Keystone's NEW patented air handling system delivers an average of 20% more cooling power and is built to withstand the rigors of the road. The Blade™ system is designed to accelerate air flow, eliminate leakage and failure points, deliver 360° circulation in the cabin, and withstand environmental and road stressors that lead to reduced performance.

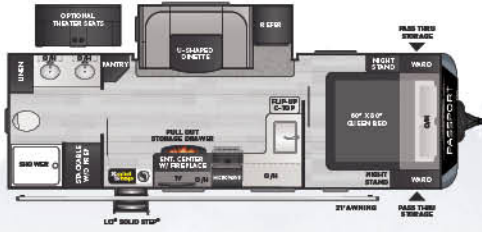
ZAMP SOLAR PREP

Passport units now feature quality ZAMP solar prep with outlets for solar panels on the roof and on side of the coach.

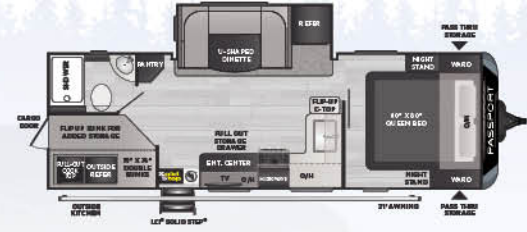


OTG SOLAR

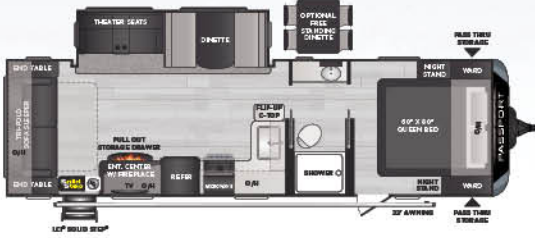
WESTERN GT-SERIES | PASSPORT TRAVEL TRAILER FLOORPLANS



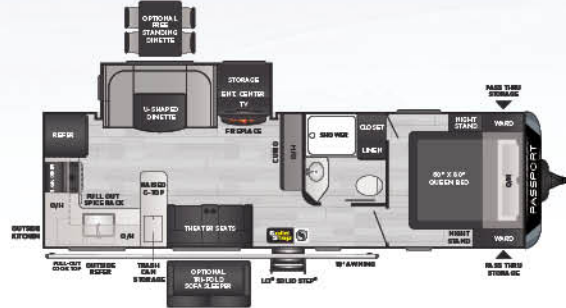
NEW! 2400RBWE | Rear bath, 60 x 80 queen bed, double vanity, W/D prep



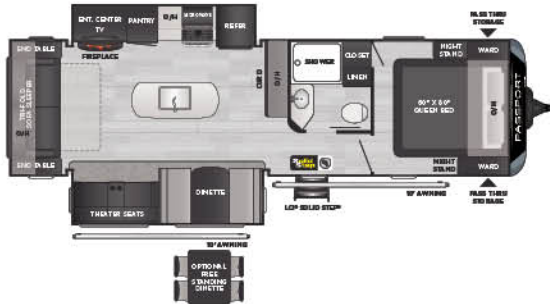
NEW! 2401BHWE | Mid-dinette bunkhouse, rear bath, STOW-N-GO cargo door



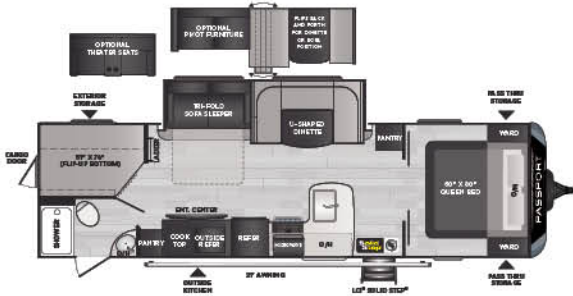
NEW! 2700RLWE | Rear living, 60 x 80 queen bed



NEW! 2704RKWE | Rear kitchen w/ sofa slide



NEW! 2870RLWE | Rear living, pantry, 60 x 80 queen bed



NEW! 2951BHWE | Multi-purpose bunkhouse w/ outside kitchen



ALL NEW LINEUP 9 BRAND NEW FLOOR PLANS 10 REDESIGNED FLOOR PLANS.

WE RE-INVENTED THE ENTIRE PASSPORT LINEUP AND ARE BRINGING YOU 9 NEW FLOOR PLANS AND 10 REDESIGNED FLOOR PLANS!

SL-SERIES TRAVEL TRAILERS

MODEL	WEIGHT	CARRYING CAPACITY	HITCH WEIGHT	FRESH WATER	WASTE WATER	GRAY WATER	LPG	LENGTH*	WIDTH	HEIGHT	AWNING
176BH	TBD	TBD	TBD	TBD	TBD	TBD	TBD	TBD	TBD	TBD	TBD
178RD	TBD	TBD	TBD	TBD	TBD	TBD	TBD	TBD	TBD	TBD	TBD
181MK	TBD	TBD	TBD	TBD	TBD	TBD	TBD	TBD	TBD	TBD	TBD
189RB	4147	1253	425	43	30	30	40	22' 9"	8'	10' 4"	14'
219BH	4430	2000	475	43	38	38	40	25' 5"	8'	10' 4"	15'
221BH	TBD	TBD	TBD	43	38	38	40	26'	8'	10' 8"	15'
229RK	TBD	TBD	TBD	43	30	30	40	26' 10"	8'	10' 8"	19'
252RL	5359	1641	635	43	38	76	40	29' 10"	8'	10' 8"	15'
268BH	5550	1650	695	43	30	30	40	30' 6"	8'	10' 8"	19'
282QB	5743	1457	755	43	30	30	40	32' 4"	8'	10' 8"	15'

GT-SERIES TRAVEL TRAILERS

MODEL	WEIGHT	CARRYING CAPACITY	HITCH WEIGHT	FRESH WATER	WASTE WATER	GRAY WATER	LPG	LENGTH*	WIDTH	HEIGHT	AWNING
2400RB	TBD	TBD	TBD	43	38	76	40	28' 11"	8'	10' 8"	21'
2401BH	TBD	TBD	TBD	TBD	TBD	TBD	TBD	TBD	TBD	TBD	TBD
2700RL	TBD	TBD	TBD	TBD	TBD	TBD	TBD	TBD	TBD	TBD	TBD
2704RK	TBD	TBD	TBD	43	38	76	40	31' 8"	8'	10' 8"	19'
2870RL	TBD	TBD	TBD	43	38	76	40	32' 8"	8'	11' 2"	10'/10'
2951BH	6145	1655	705	43	38	76	40	33' 9"	8'	11' 2"	21'
3200RL	TBD	TBD	TBD	TBD	TBD	TBD	TBD	TBD	TBD	TBD	TBD
3352BH	TBD	TBD	TBD	TBD	TBD	TBD	TBD	TBD	TBD	TBD	TBD
3401QD	TBD	TBD	TBD	TBD	TBD	TBD	TBD	TBD	TBD	TBD	TBD

WESTERN TRAVEL TRAILERS

MODEL	WEIGHT	CARRYING CAPACITY	HITCH WEIGHT	FRESH WATER	WASTE WATER	GRAY WATER	LPG	LENGTH*	WIDTH	HEIGHT	AWNING
189RBWE	4147	1253	425	43	30	30	40	22' 9"	8'	10' 4"	14'
219BHWE	4430	2000	436	43	30	30	40	25' 5"	8'	10' 2"	15'
221BHWE	TBD	TBD	TBD	TBD	TBD	TBD	TBD	TBD	TBD	TBD	TBD
229RKWE	TBD	TBD	TBD	TBD	TBD	TBD	TBD	TBD	TBD	TBD	TBD
252RLWE	TBD	TBD	TBD	TBD	TBD	TBD	TBD	TBD	TBD	TBD	TBD
268BHWE	5550	1650	695	43	30	30	40	30' 6"	8'	10' 8"	19'
282QBWE	5743	1457	755	43	30	30	40	32' 4"	8'	10' 8"	15'
2400RBWE	TBD	TBD	TBD	TBD	TBD	TBD	TBD	TBD	TBD	TBD	TBD
2401BHWE	TBD	TBD	TBD	TBD	TBD	TBD	TBD	TBD	TBD	TBD	TBD
2700RLWE	TBD	TBD	TBD	TBD	TBD	TBD	TBD	TBD	TBD	TBD	TBD
2704RKWE	TBD	TBD	TBD	TBD	TBD	TBD	TBD	TBD	TBD	TBD	TBD
2870RLWE	TBD	TBD	TBD	TBD	TBD	TBD	TBD	TBD	TBD	TBD	TBD
2951BHWE	6145	1655	705	43	38	76	40	33' 9"	8'	11' 2"	21'

DISCLAIMER: Product information is as accurate as possible as of the date of publication of this brochure. All features, floor plans, and specifications in this brochure are subject to change without notice. Please also consult Keystone's web site at www.keystonerv.com for more current product information and specifications. Tow Vehicle Disclaimer. CAUTION: Owners of Keystone recreational vehicles are solely responsible for the selection and proper use of tow vehicles. All customers should consult with a motor vehicle manufacturer or their dealer concerning the purchase and use of suitable tow vehicles for Keystone products. Keystone disclaims any liability or damages suffered as a result of the selection, operation, use or misuse of a tow vehicle. KEYSTONE'S LIMITED WARRANTY DOES NOT COVER DAMAGE TO THE RECREATIONAL VEHICLE OR THE TOW VEHICLE AS A RESULT OF THE SELECTION, OPERATION, USE OR MISUSE OF THE TOW VEHICLE. *Length is defined as the distance from the centerline of hitch pin/coupler to rear bumper of trailer. Please review owner's manual prior to purchase for more information on service warranties, extended use, towing and maintenance. Owner's manuals can be found at keystonerv.com.

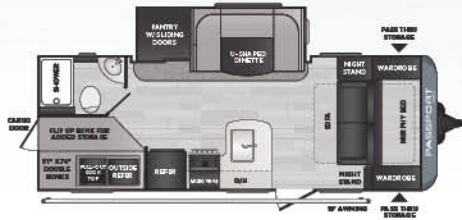
WESTERN SL-SERIES | PASSPORT TRAVEL TRAILER FLOORPLANS



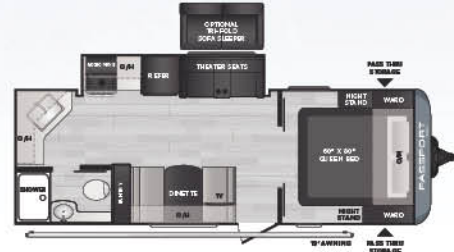
189RBWE | Rear bath, single-slide, couple's coach w/ outside kitchen



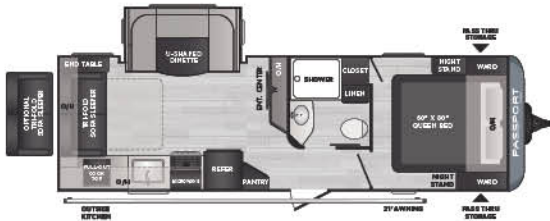
219BHWE | Bunkhouse w/ murphy bed, outside kitchen



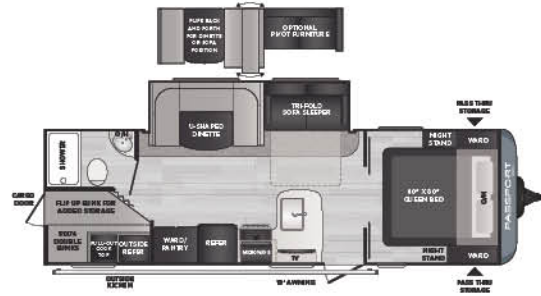
221BHWE | Bunkhouse w/ murphy bed, super-slide



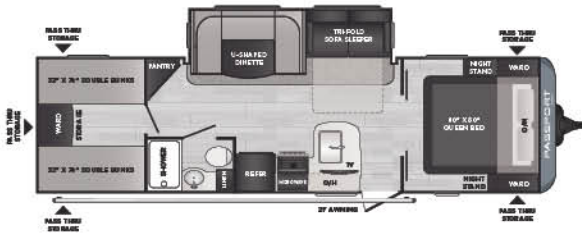
NEW! **229RKWE** | Rear kitchen w/ 60" x 80" queen bed, private bedroom



252RLWE | Rear living, outside kitchen w/ 60" x 80" queen bed



268BHWE | Super-slide, bunkhouse w/ 60" x 80" queen bed



282QBWE | Quad bunkhouse w/ u-shaped basement storage

PASSPORT

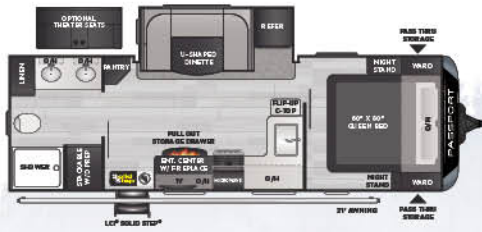
GT SERIES TRAVEL TRAILERS • SL SERIES TRAVEL TRAILERS

2021
FALL
UPDATES

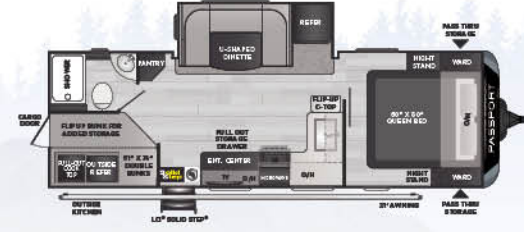


LIVE IT OUT.

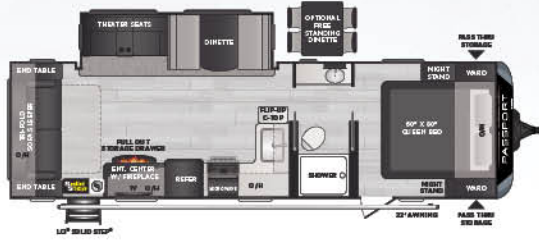
GT-SERIES | PASSPORT TRAVEL TRAILER FLOORPLANS



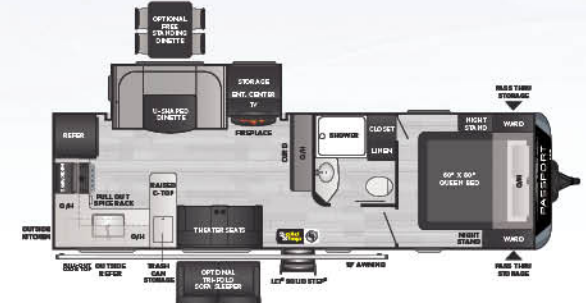
NEW! 2400RB | Rear bath, 60 x 80 queen bed, double vanity, W/D prep



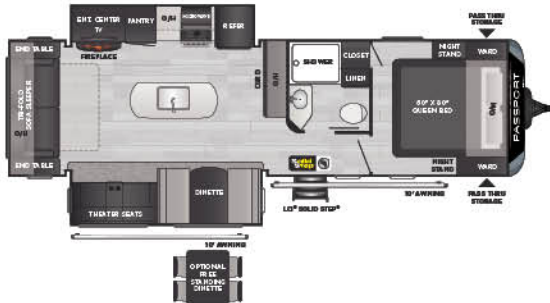
2401BH | Mid-dinette bunkhouse, rear bath, STOW-N-GO cargo door



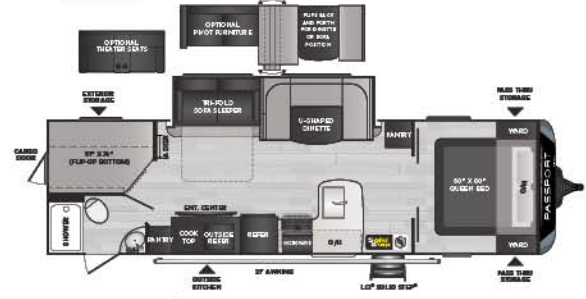
2700RL | Rear living, 60 x 80 queen bed



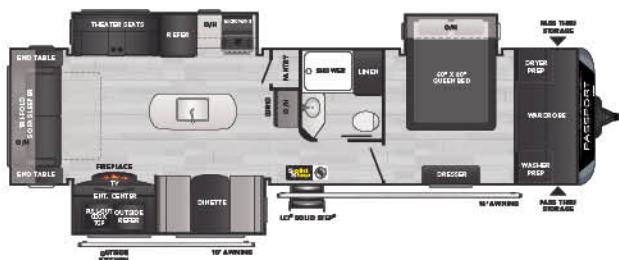
NEW! 2704RK | Rear kitchen w/ sofa slide



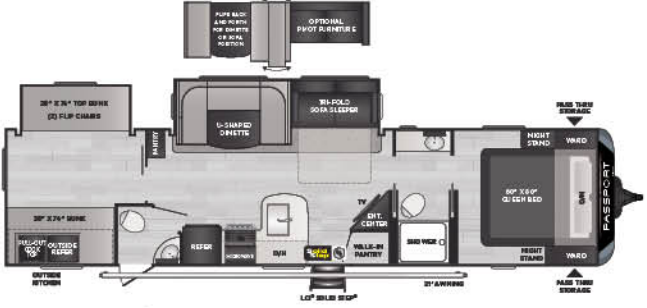
NEW! 2870RL | Rear living, pantry, 60" x 80" queen bed



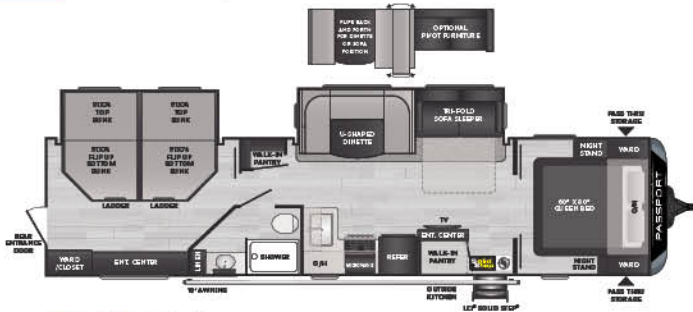
2951BH | Multi-purpose bunkhouse w/ outside kitchen



NEW! 3200RL | Rear living, 60 x 80 queen bed, outside kitchen, W/D prep



3352BH | Rear bunkhouse w/ 1 1/2 bath, dual entry w/ large pantry



3401QD | Private quad bunk w/ dual entrance, walk-in pantry

2021 PASSPORT – FALL UPDATES

The lightest of the lightweights, Keystone Passport consistently leads the pack in Keystone website views and inquiries. Known for its best-in-class storage and ever-so-flexible floorplans, Passport is rocketing toward 2021 with nine brand new floorplans and a completely refreshed line-up.

New & Noteworthy: Knockout New Interiors and Graphics

Passport's fall 2021 interior makeover is nothing short of stunning. Sleek, frameless Arctic Teak cabinetry has been custom designed for each floorplan to eliminate blanks and unusable spaces. Complemented with countertops with a sophisticated quartz pattern, linen embossed wallboard, and resilient vinyl flooring throughout, the new design is fresh, spirited and completely on-point.

Other interior updates include:

- Larger, 40" flat screen TV's (GT series)
- Shower pans with retractable shower doors (most floorplans)
- 12v, 10 cu. ft. refrigerator (GT Series, OPT Gas/Electric)
- Optional table and chairs (select floorplans)
- Fireplace (select floorplans)
- W/D prep feature (select floorplans)
- New cabinet hardware
- New sink faucet
- New blinds/curtains
- Roller shades (GT)
- New backsplash (select floorplans)
- New cabinet door glass inserts
- Added bedside drawers
- Added dinette drawers
- Hidden hinge cabinets
- All floor plans are now carpetless

New & Noteworthy: Best-in-Class Storage, Now Inside & Out

All Passports have been redesigned and engineered to create best-in-class interior storage that complements the brand's industry-leading exterior storage story. To do this, the brand relocated furnaces and water heaters, and also committed to a custom cabinet design approach that delivers maximum drawer and cabinet storage, and eliminates dead and unusable space.

New & Noteworthy: More Short Models for First-Time Buyers

This fall Passport is not only introducing new, shorter models, each and every floorplan has been re-engineered to be as efficient as possible, including reducing length when possible. These new Passports are designed to delight the growing edge of the RV market—first-time buyers, singles and couples who are looking for compact, ultra-lightweight travel trailers.

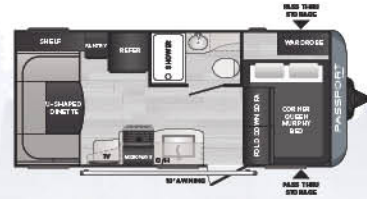
Other notable exterior features:

- OTG solar/inverter Prep
- Slam-latch baggage doors in front storage compartment
- Exterior convenience center
- Battery disconnect
- Fully ducted A/C (all floorplans)
- New two tone painted front cap (GT)
- Roof ladder

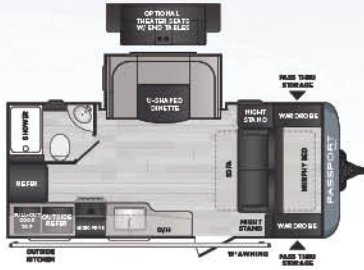
SL-SERIES | PASSPORT TRAVEL TRAILER FLOORPLANS



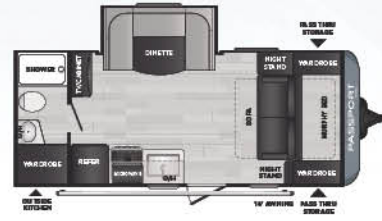
176BH | Single-axle bunkhouse w/ queen bed



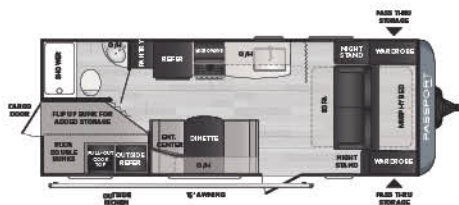
NEW! **178RD** | Single axle couple's coach w/ oversized dinette



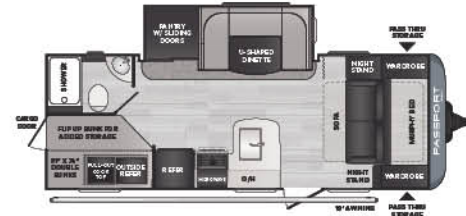
NEW! **181MK** | Single axle couple's coach, single-slide, outside kitchen



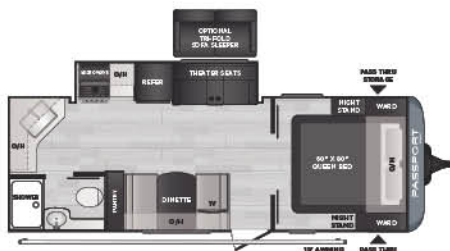
189RB | Rear bath, single-slide, couple's coach w/ outside kitchen



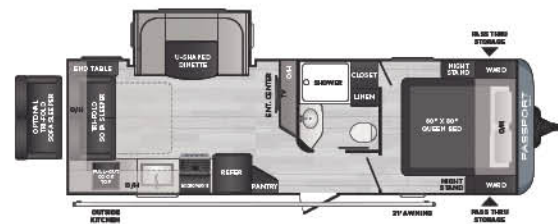
219BH | Bunkhouse w/ murphy bed, outside kitchen



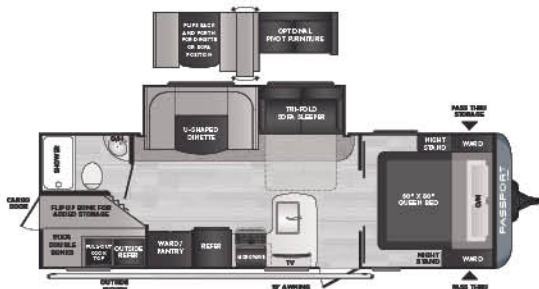
221BH | Bunkhouse w/ murphy bed



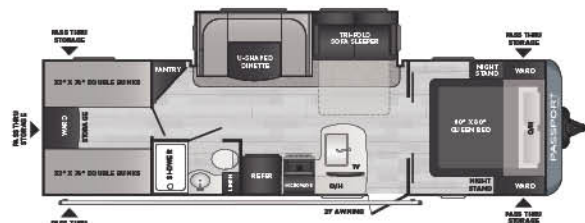
NEW! **229RK** | Rear kitchen w/ 60" x 80" queen bed, private bedroom



252RL | Rear living, outside kitchen w/ 60" x 80" queen bed



268BH | Super-slide, bunkhouse w/ 60" x 80" queen bed



282QB | Quad bunkhouse w/ u-shaped basement storage