


MesaRidge



Highland
RIDGE RV

Own the Outdoors

TRAVEL TRAILERS & FIFTH WHEELS

TRAVEL TRAILERS



MR310BHS



MR323RLS



MR322RLS



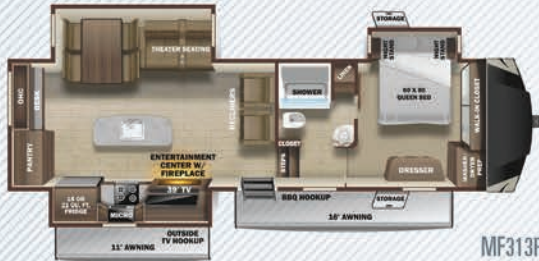
MR328BHS



MF284RLS



MF374BHS



MF313RKS



MF375RDS



MF314RLS



MF376FBH



MF371MBH



MF378RBS



MF384RLS



MF373RBS



MF427BHS

FIFTH WHEELS

FLOORPLANS

FEATURES

STANDARDS

OPTIONS

- » 100" Wide Body Frame
- » 76" X 28" Entrance Door with Euro Latch & Screen Shot Screen Door
- » ACCU-SLIDE™ Slide System (42" Deep with 4-Corner Compression)
- » 15K A/C Quiet Residential Return Air – Main Living
- » 13.5K A/C Quiet Residential Return Air – Bedroom
- » Nitrogen Filled Tires with Aluminum Rims
- » Frameless Windows
- » Solid Swing Down Step
- » No Carpet in Kitchen & Most Living Areas
- » Patented Flush Floor Slides with Vinyl Flooring (No Carpet)
- » PVC Roofing Membrane (15 Year Warranty/ Non-Prorated)
- » Power Awning with LED Light, FLX Guard, Speakers, & Bluetooth Control
- » Heat & Massage Theater Seats
- » Observation Camera Prep
- » Solar Prep
- » Keyed-Alike™ Entry & Baggage Doors
- » Wall Controlled Power Vent (Kitchen) (FW)
- » Power Front & Rear Stabilizers (TT)
- » Washer/Dryer Prep (Most Models)
- » 75lb. Ball Bearing Drawer Guides
- » Roof Ladder
- » Battery Disconnect
- » 84" Slide-Out Height (FW)
- » Night Roller Shades
- » Large Freestanding Range & Oven
- » 4 or 6 Point Auto Leveling with JT Strong Arm Stabilizers (FW)
- » French Door to Bedroom
- » LED Lighting in Ceiling
- » Fiberglass Front Cap with LED Lights
- » Wired for Wifi
- » Motion Detector Lights in Bedroom & Hallway
- » RidgeLINK™ - Bluetooth Control of Slides, Awnings, Lighting, Auto-Levelers & Power Stabilizer Jacks
- » Pet Friendly
- » Pet Bed Mat
- » Heat Pump (Main A/C)
- » BBQ Grill
- » Dual Pane Windows
- » Fan - Wall Control Power Vent in Kitchen (TT)
- » Fireplace - Wall Mount (310, 328)
- » King Bed ipo Std Queen Bed (N/A 310, 284, 376, 427)
- » Observation Camera
- » Rear Storage Tray (TT)
- » Generator Prep - LP (FW)
- » 18 cu. ft. Residential Refrigerator (N/A 323, 328)
- » 18 cu. ft. Gas/Electric Refrigerator (FW)
- » 21 cu. ft. Residential Refrigerator (All FWs & 328, 322)
- » 32" TV - Bunk Room (371, 374, 427, 310, 328)
- » 32" TV - Main Bedroom (FW, std 384)
- » 32" TV - Outside Kitchen
- » U-Lounge ipo Std. Theater Seats/Table (310, 328, 376, 374, 427)
- » Sofa with Table & Chair (427)
- » Pinbox, Trailair Ride (FW)

SPECIFICATIONS

	MR310BHS	MR322RLS	MR323RLS	MR328BHS	MF284RLS	MF313RKS	MF314RLS	MF371MBH	MF373RBS	MF374BHS	MF375RDS	MF376FBH	MF378RBS	MF384RLS	MF427BHS
Square Feet	374	366	371	374	353	391	393	444	429	425	415	441	429	424	429
Unloaded Vehicle Weight (lbs.)	9,160	8,900	8,860	9,620	10,165	10,670	10,685	12,420	12,620	12,450	12,140	12,295	12,620	11,800	12,830
Dry Hitch Weight (lbs.)	1,250	1,090	1,140	1,030	1,645	1,670	1,788	2,240	2,460	2,235	2,365	2,535	2,460	2,140	1,985
Gross Vehicle Weight Rating (GVWR)	11,500	11,500	11,400	11,300	12,500	14,130	13,250	16,470	15,500	15,500	15,000	15,000	15,500	15,500	15,500
Cargo (Gross)	2,340	2,600	2,540	1,680	2,335	3,460	2,565	4,050	2,880	3,050	2,860	2,705	2,880	3,700	2,670
Exterior Length (Pin to Rear)	37' 4"	37' 8"	37' 7"	37' 11"	32' 11"	35' 6"	35' 5"	41' 0"	41' 7"	39' 8"	40' 1"	41' 0"	41' 7"	39' 2"	39' 6"
Exterior Height	11' 9"	11' 8"	11' 6"	11' 8"	12' 11"	13' 0"	13' 3"	13' 1"	13' 1"	13' 4"	13' 1"	13' 2"	13' 1"	13' 1"	13' 0"
Exterior Width	8' 4"	8' 4"	8' 4"	8' 4"	8' 4"	8' 4"	8' 4"	8' 4"	8' 4"	8' 4"	8' 4"	8' 4"	8' 4"	8' 4"	8' 4"
Exterior Width (Slides Out)	13' 11"	13' 9"	14' 1"	14' 11"	13' 10"	14' 3"	14' 3"	14' 1"	13' 6"	14' 11"	13' 7"	14' 0"	13' 6"	13' 1"	13' 9"
Interior Height (Overall)	7' 0"	7' 0"	7' 0"	7' 0"	8' 2"	8' 2"	8' 2"	8' 2"	8' 2"	8' 2"	8' 2"	8' 2"	8' 2"	8' 2"	8' 2"
Interior Height (Upper Deck)	-	-	-	-	6' 4"	6' 5"	6' 5"	6' 4"	6' 4"	6' 4"	6' 5"	6' 4"	6' 4"	6' 5"	6' 5"
Fresh Water (Gal.)*	50	50	50	50	85	85	85	85	85	85	85	85	85	85	85
Gray Water (Gal.)	66	114	114	99	97	97	97	80	80	132	114	82	80	114	80
Black Waste Water (Gal.)	33	33	33	66	40	40	40	40	80	80	40	82	80	40	80
LP Capacity (lbs.)	60	60	60	60	60	60	60	60	60	60	60	60	60	60	60
Tire Size	16"	16"	16"	16"	16"	16"	16"	16"	16"	16"	16"	16"	16"	16"	16"
Awning Size	19'	14', 11'	15'	11', 9'	16'	16', 11'	11', 16'	11', 16'	14', 16'	16', 11'	16'	19'	14', 16'	19'	16', 13'

*Includes Water Heater

1 SLIDE OUTS

- » Best in class slide height and depth
- » Flush floor slides with linoleum
- » ACCU-SLIDE™ cable system with four points of compression
- » Laminate components plus 3M® flashing tape along corners to prevent leaks

2 DOORS & LOCKS

- » 76" X 28" Entrance Door with Euro Latch and Screen Shot Screen Door
- » Double-insulated passage and storage doors with slam latches on secure and convenient Keyed-Alike™ system

3 ROOF

- » Double batten insulation layered with radiant foil
- » Screw-mounted plywood decking topped with premium quality PVC
- » No treatment required! Will not chalk or spot
- » Heat reflecting properties keep coach cooler in the summer

4 FLOORS

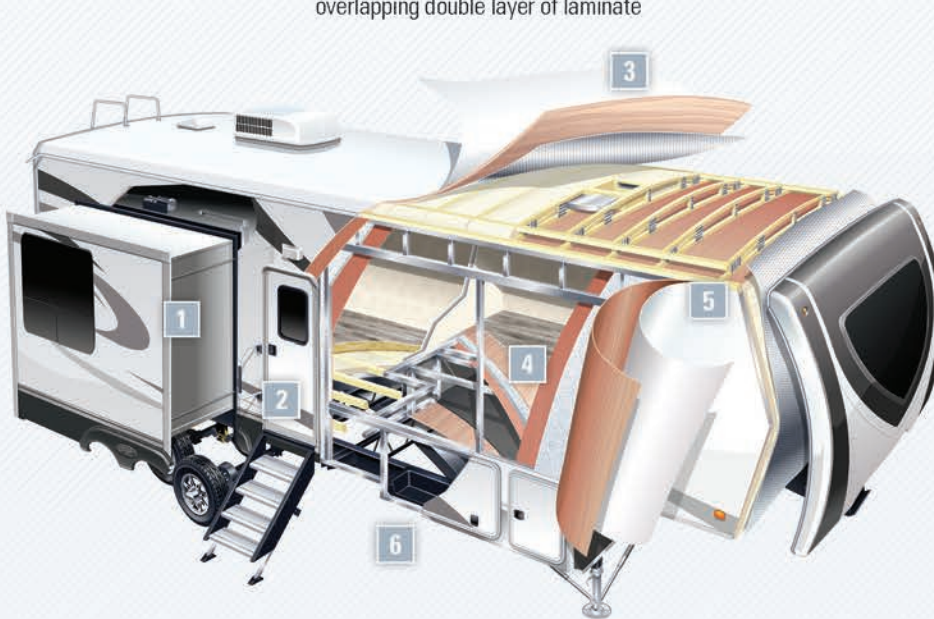
- » Double-welded framed floors
- » Insulated with rigid foam wrapped in radiant foil, anti-puncture moisture barrier woven underbelly material, and strengthened with an overlapping double layer of laminate

5 SIDEWALLS

- » Lightweight, double-welded aluminum walls
- » Slide roof frames laminated with rigid foam insulation

6 MAIN BODY

- » Built with 8" or 10" steel I-beams
- » 6,000 or 7,000 lb. axles
- » Aluminum wheels with nitrogen-filled tires



7 INDUSTRY-LEADING HEATING SYSTEM

Oversize 4-inch heat ducts run from the furnace down to the fully enclosed underbelly and wrap around the tanks suspended between the chassis I-beams. Holding tanks are warmed by the forced air heat which helps prevent freeze-ups.

A return at the end of the tank connecting back into the coach provides maximum efficiency.



We stand behind our products. At Highland Ridge RV, we are one of the few manufacturers that have a 3-Year Limited Structural Warranty.

**MORE ROOM
LESS WEIGHT**

This is our mission at Highland Ridge RV. It drives us to innovate and revolutionize the RV industry and it's why our products are 10 - 15% lighter than the competition.



Our Pet Friendly units offer linoleum throughout the main living areas and pet bed mats.



We put our products into a zero degree chamber for five hours with thermometers placed in key areas throughout the unit. The results speak for themselves.

Your Mesa Ridge Dealer:



For more information visit us at:
www.HighlandRidgeRV.com

Due to continual research and advances, manufacturer reserves the right to change specifications, design, price, and equipment without notice, and assumes no responsibility for any error in the literature. Some items shown are not included as standard or optional equipment.