

PALOMINI

BY PALOMINO



PURE MICHIGAN®

PALOMINI

BY PALOMINO



PURE *M*ICHIGAN®



THE BEST OF BOTH WORLDS.

The Palominis are designed to meet the needs of the traditional camper, with the laminated light-weight fiberglass construction, in an easy-to-tow 7' wide trailer width. Not only do you have greater visibility while towing, the torsion axle gives you a smooth ride. (Torsion axle N/A on 131 & 132)



179 RDS SHOWN WITH ELITE PACKAGE



179 RDS SHOWN WITH ELITE PACKAGE

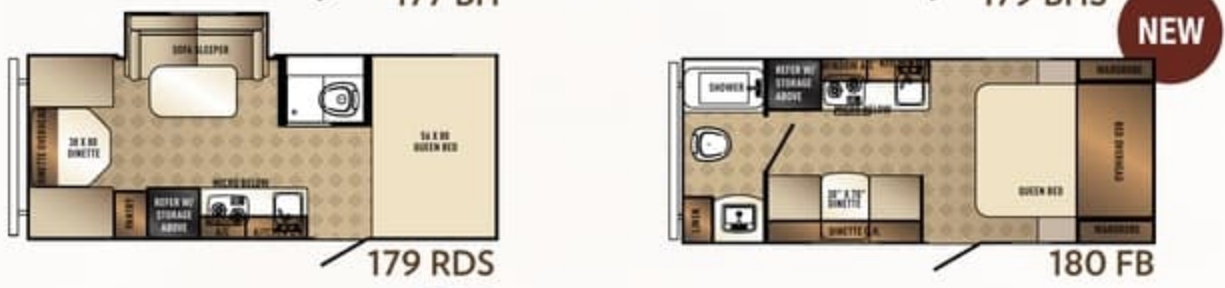



THE BEST OF BOTH WORLDS.

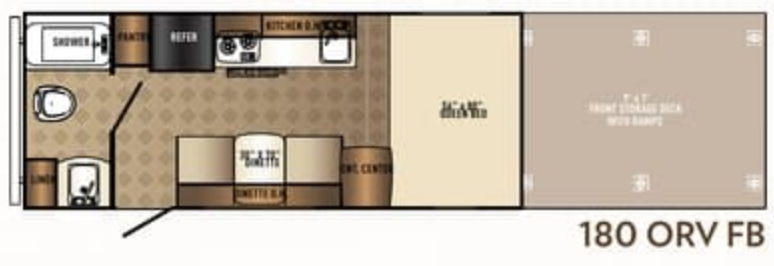
The Palominis are designed to meet the needs of the traditional camper, with the laminated light-weight fiberglass construction, in an easy-to-tow 7' wide trailer width. Not only do you have greater visibility while towing, the torsion axle gives you a smooth ride. (Torsion axle N/A on 131 & 132)

PALOMINI FLOORPLANS

STANDARD MODELS



NEW OFF-ROAD MODELS



PALOMINI FLOORPLANS

STANDARD MODELS



131 RL



132 FD



142 CK



150 RBS



151 KBB

NEW



177 BH

NEW



179 BHS

FLIP UP EXTERIOR STORAGE



179 RDS



180 FB

NEW

NEW

OFF-ROAD MODELS



132 ORV FD



177 ORV BH



180 ORV FB

STANDARD FEATURES

- Dexter Tor Flex torsion axle (N/A 131/132)
- Diamond plate front
- 4 stabilizer jacks (2 on 131 and 132)
- 1-20 lb. LP tank
- 5,000 BTU AC
- AM/FM bluetooth stereo
- Ball bearing drawer guides
- 2 burner cook top
- Microwave
- Power vent
- CO2 detector
- True Walnut hand glazed cabinets
- LED interior lighting
- Laminated walkable roof
- Pillow top memory foam mattress (NA on 131)
- ToyLok®

OPTIONAL FEATURES

- Serta Mattress
- Aluminum wheels
- Frameless windows
- Power Awning w/LED lights (N/A on 131/132)
- RVQ grill w/bumper mount
- Solid surface counter tops
- Body Armor Edition (Available on 132 DRV FD only)

OFF ROAD PKG

Includes 15" wheels, 28" mudder tires, lift kit, motion sensor security light, flared fenders, assist rail (Pkg std. on Off-Road floorplans)

ELITE PKG

Includes Serta Mattress, Bonded windows, solid surface counter tops, aluminum wheels, power awning w/ LED lights

SUPERIOR FEATURES.

TOP TEN REASONS TO BUY

1. Light weight construction to promote better fuel efficiency
2. Vacuum bonded construction
3. Exterior fiberglass for easy cleaning and maintenance
4. Fully walkable roofs
5. Tinted safety glass windows
6. LED interior lights allow for more light and less power usage
7. Residential walnut cabinets and real wood accents
8. Fully loaded with amenities
9. Narrow footprint to increase visibility
10. Affordably priced

PALOMINI WEIGHTS & MEASURES

	131 RL	132 FD	142 CK	150 RBS	151 KBB	179 BHS
Hitch Dry Weight	213 LBS.	237 LBS.	168 LBS.	182 LBS.	182 LBS.	385 LBS.
Dry Axle Weight	1717 LBS.	1673 LBS.	2290 LBS.	2459 LBS.	2459 LBS.	2434 LBS.
Total Dry Weight	1930 LBS.	1910 LBS.	2458 LBS.	2641 LBS.	2641 LBS.	2819 LBS.
GVWR	3713 LBS.	3737 LBS.	3668 LBS.	3682 LBS.	3682 LBS.	3885 LBS.
Interior Height	6'4"	6'4"	6'4"	6'4"	6'4"	6'4"
Exterior Height	8'	8'	9'3"	9'3"	9'3"	9'3"
Exterior Width	7'	7'	7'	7'	7'	7'
Travel Length	16'10"	16'10"	18'2"	18'2"	18'2"	21'8"
Fresh Water Capacity	19 GALS.	19 GALS.	25 GALS.	25 GALS.	25 GALS.	25 GALS.
Gray Water Capacity	N/A	N/A	30 GALS.	30 GALS.	30 GALS.	30 GALS.
Black Water Capacity	N/A	N/A	30 GALS.	30 GALS.	30 GALS.	30 GALS.
Cargo Carrying Capacity	1766 LBS.	1810 LBS.	1193 LBS.	1070 LBS.	1024 LBS.	1049 LBS.

	179 RDS	177 BH	180 FB	132 DRV FD	177 DRV BH	180 DRV FB
Hitch Dry Weight	362 LBS.	421 LBS.	443 LBS.	444 LBS.	TBD	TBD
Dry Axle Weight	2542 LBS.	2402 LBS.	2361 LBS.	2102 LBS.	TBD	TBD
Total Dry Weight	2904 LBS.	2823 LBS.	2804 LBS.	2546 LBS.	TBD	TBD
GVWR	3862 LBS.	3921 LBS.	3943 LBS.	3944 LBS.	TBD	TBD
Interior Height	6'4"	6'4"	6'4"	6'4"	TBD	TBD
Exterior Height	9'3"	9'3"	9'3"	9'3"	TBD	TBD
Exterior Width	7'	7'	7'	7'	TBD	TBD
Travel Length	22'8"	22'7"	22'9"	24'5"	TBD	TBD
Fresh Water Capacity	25 GALS.	25 GALS.	25 GALS.	25 GALS.	TBD	TBD
Gray Water Capacity	30 GALS.	30 GALS.	30 GALS.	N/A	TBD	TBD
Black Water Capacity	30 GALS.	30 GALS.	30 GALS.	N/A	TBD	TBD
Cargo Carrying Capacity	941 LBS.	1081 LBS.	1122 LBS.	1398 LBS.	TBD	TBD

YOUR PALOMINI DEALER



Learn More
Scan this barcode using a QR Reader on your smart phone to learn more about Forest River.



A Berkshire Hathaway company.

SINCE 1968

PALOMINO

Recreational Vehicles

a Division of Forest River

PALOMINO RV

1047 East M-86 | Colon, MI 48040
P: 269.432.3271 | F: 269.32.2516
www.palominorv.com

All illustrations and specifications contained in this literature are based on the latest product information at time of publication. Forest River, Inc. reserves the right to make changes in prices, colors, materials, equipment and specifications at anytime without notice and assumes no responsibility for any error in this literature. All weights shown are approximate. All units are shipped F.O.B. point of manufacture. CONSULT YOUR LOCAL DEALER FOR WARRANTY INFORMATION. Litho U.S.A. 2014.12.09 FOR1209

STANDARD FEATURES

- Dexter Tor Flex torsion axle (N/A 131/132)
- Diamond plate front
- 4 stabilizer jacks (2 on 131 and 132)
- 1-20 lb. LP tank
- 5,000 BTU AC
- AM/FM bluetooth stereo
- Ball bearing drawer guides
- 2 burner cook top
- Microwave
- Power vent
- CO2 detector
- True Walnut hand glazed cabinets
- LED interior lighting
- Laminated walkable roof
- Pillow top memory foam mattress (NA on 131)
- ToyLok®

OPTIONAL FEATURES

- Serta Mattress
- Aluminum wheels
- Frameless windows
- Power Awning w/LED lights (N/A on 131/132)
- RVQ grill w/bumper mount
- Solid surface counter tops
- Body Armor Edition (Available on 132 DRV FD only)

OFF ROAD PKG

Includes 15" wheels, 28" mudder tires, lift kid, motion sensor security light, flared fenders, assist rail (Pkg std. on Off-Road floorplans)

ELITE PKG

Includes Serta Mattress, Bonded windows, solid surface counter tops, aluminum wheels, power awning w/LED lights

SUPERIOR FEATURES.

TOP TEN REASONS TO BUY

1. Light weight construction to promote better fuel efficiency
2. Vacuum bonded construction
3. Exterior fiberglass for easy cleaning and maintenance
4. Fully walkable roofs
5. Tinted safety glass windows
6. LED interior lights allow for more light and less power usage
7. Residential walnut cabinets and real wood accents
8. Fully loaded with amenities
9. Narrow footprint to increase visibility
10. Affordably priced

PALOMINI WEIGHTS & MEASURES

	131 RL	132 FD	142 CK	150 RBS	151 KBB	179 BHS
Hitch Dry Weight	213 LBS.	237 LBS.	168 LBS.	182 LBS.	182 LBS.	385 LBS.
Dry Axle Weight	1717 LBS.	1673 LBS.	2290 LBS.	2459 LBS.	2459 LBS.	2434 LBS.
Total Dry Weight	1930 LBS.	1910 LBS.	2458 LBS.	2641 LBS.	2641 LBS.	2819 LBS.
GVWR	3713 LBS.	3737 LBS.	3668 LBS.	3682 LBS.	3682 LBS.	3885 LBS.
Interior Height	6'4"	6'4"	6'4"	6'4"	6'4"	6'4"
Exterior Height	8'	8'	9'3"	9'3"	9'3"	9'3"
Exterior Width	7'	7'	7'	7'	7'	7'
Travel Length	16'10"	16'10"	18'2"	18'2"	18'2"	21'8"
Fresh Water Capacity	19 GALS.	19 GALS.	25 GALS.	25 GALS.	25 GALS.	25 GALS.
Gray Water Capacity	N/A	N/A	30 GALS.	30 GALS.	30 GALS.	30 GALS.
Black Water Capacity	N/A	N/A	30 GALS.	30 GALS.	30 GALS.	30 GALS.
Cargo Carrying Capacity	1766 LBS.	1810 LBS.	1193 LBS.	1070 LBS.	1024 LBS.	1049 LBS.

	179 RDS	177 BH	180 FB	132 DRV FD	177 DRV BH	180 DRV FB
Hitch Dry Weight	362 LBS.	421 LBS.	443 LBS.	444 LBS.	TBD	TBD
Dry Axle Weight	2542 LBS.	2402 LBS.	2361 LBS.	2102 LBS.	TBD	TBD
Total Dry Weight	2904 LBS.	2823 LBS.	2804 LBS.	2546 LBS.	TBD	TBD
GVWR	3862 LBS.	3921 LBS.	3943 LBS.	3944 LBS.	TBD	TBD
Interior Height	6'4"	6'4"	6'4"	6'4"	TBD	TBD
Exterior Height	9'3"	9'3"	9'3"	9'3"	TBD	TBD
Exterior Width	7'	7'	7'	7'	TBD	TBD
Travel Length	22'8"	22'7"	22'9"	24'5"	TBD	TBD
Fresh Water Capacity	25 GALS.	25 GALS.	25 GALS.	25 GALS.	TBD	TBD
Gray Water Capacity	30 GALS.	30 GALS.	30 GALS.	N/A	TBD	TBD
Black Water Capacity	30 GALS.	30 GALS.	30 GALS.	N/A	TBD	TBD
Cargo Carrying Capacity	941 LBS.	1081 LBS.	1122 LBS.	1398 LBS.	TBD	TBD

YOUR PALOMINI DEALER



Learn More
Scan this barcode using a QR Reader on your smart phone to learn more about Forest River.



A Berkshire Hathaway company.

SINCE 1968

PALOMINO

Recreational Vehicles

a Division of Forest River

PALOMINO RV

1047 East M-86 | Colon, MI 49040

P: 269.432.3271 | F: 269.32.2516

www.palominoRV.com

All illustrations and specifications contained in this literature are based on the latest product information at time of publication. Forest River, Inc. reserves the right to make changes in prices, colors, materials, equipment and specifications at anytime without notice and assumes no responsibility for any error in this literature. All weights shown are approximate. All units are shipped F.O.B. point of manufacture. CONSULT YOUR LOCAL DEALER FOR WARRANTY INFORMATION. Litho U.S.A. 2014.12.09 FOR1209