

A PERFECT MATCH FOR MID-SIZE SUVs + PICKUP TRUCKS

Lance travel trailers 2009

ULTRALIGHT SERIES



NORTH AMERICA'S LARGEST CAMPER MANUFACTURER | SINCE 1965

Lance[®]

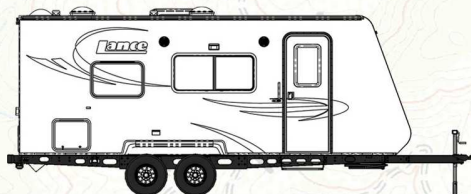


Lance 1880

A traditional floorplan with uncommon features. Like all

Lance travel trailers, there's no compromise on the quality of components or workmanship in the Lance 1880. With sleeping accommodations for up to seven and all the features needed for a great vacation, it's the right RV for either just a couple, or a growing family. And a variety of options add to its versatility.

Plenty of exterior-access storage space – large enough for a portable generator, firewood, tackle boxes – you name it.



Lance 1880 – 22'8" overall length, 3254 pounds gross dry weight, 18'2" interior floor length, sleeps up to seven.



Lance 1881 The Lance 1881 and Lance 2281 travel trailers are two front walk-around queen bed models with similar floorplans. The Lance 2281 is about four feet longer than the 1881 to accommodate a very comfortable sofa that converts to an additional bed. In both, the large rear bath includes a roomy wardrobe and lavatory sink. And there's no shortage of storage in either model – including a large area beneath the front bed.

Lance 2281

Lookout 4840



Lance 1881 – 22'8" overall length, 3242 pounds gross dry weight, 18'2" interior floor length, sleeps up to four.



Lance 2281 – 27' overall length, 3739 pounds gross dry weight, 22'6" interior floor length, sleeps up to six.



Rear bath – looking in to the left.



Rear bath – looking straight in.



Lance 2180

Twenty-one feet of comfort and convenience with sleeping for six. Fold-up the rear bunks and there's plenty of storage for the kid's bikes or other toys – with access from a large outside door. Standard features include the six-foot double-door refrigerator and a full-length rear wardrobe. Like all Lance travel trailers, a comfortable dinette converts into a bed – with lots of storage beneath.



Available only in the 1881 and 2180 models is an optional convertible sofa/queen bed (option 118) – deployed using a space-saving, somersault-flip/roll-out action.



Lance 2180 – 25'8" overall length, 3567 pounds gross dry weight, 21'2" interior floor length, sleeps up to six.



Lance 1880



Gross dry weight 3254 pounds
Hitch dry weight 411 pounds
Axle weight 2843 pounds
Cargo carrying capacity* 1946 pounds
GVWR (Gross Vehicle Weight Rating)
 5200 pounds

Interior floor length 18'2"
Interior height 78"
Exterior height 107"
Exterior height with air conditioner
 115"

Exterior width 96 3/8"
Overall exterior length 22'8"
Fresh water tank 30 gallons
Grey water tank 30 gallons
Black water tank 30 gallons
Propane 2 five-gallon tanks
Refrigerator 6 cubic feet -
 two-way power mode

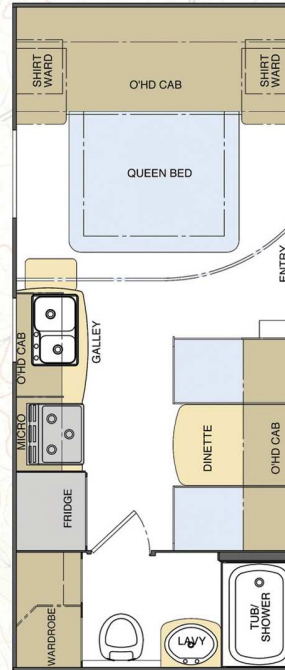
Furnace 20,000 BTUs
Sleeping accommodations
 Sleeps up to 7

Double bed 54"x75"
Bunk bed 29"x75"
Dinette bed 40"x72"
Sofa bed 42"x72"

Available options

- 15-foot-length power awning
- Any of the 12 options listed below

Lance 1881



Gross dry weight 3242 pounds
Hitch dry weight 356 pounds
Axle weight 2886 pounds
Cargo carrying capacity* 1958 pounds
GVWR (Gross Vehicle Weight Rating)
 5200 pounds

Interior floor length 18'2"
Interior height 78"
Exterior height 107"
Exterior height with air conditioner
 115"

Exterior width 96 3/8"
Overall exterior length 22'8"
Fresh water tank 30 gallons
Grey water tank 30 gallons
Black water tank 30 gallons
Propane 2 five-gallon tanks
Refrigerator 6 cubic feet -
 two-way power mode

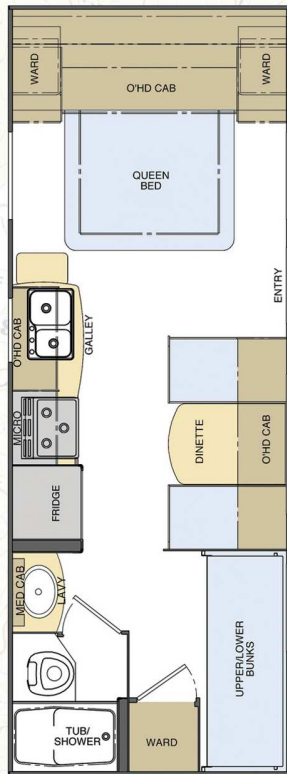
Furnace 20,000 BTUs
Sleeping accommodations
 Sleeps up to 4

Queen bed 60"x78"
Dinette bed 40"x72"

Available options

- 15-foot-length power awning
- Convertible sofa/queen bed (option 118)
- Any of the 12 options listed below

Lance 2180



Gross dry weight 3567 pounds
Hitch dry weight 323 pounds
Axle weight 3244 pounds
Cargo carrying capacity* 1933 pounds
GVWR (Gross Vehicle Weight Rating)
 5500 pounds

Interior floor length 21'2"
Interior height 78"
Exterior height 107"
Exterior height with air conditioner
 115"

Exterior width 96 3/8"
Overall exterior length 25'8"
Fresh water tank 30 gallons
Grey water tank 30 gallons
Black water tank 30 gallons
Propane 2 five-gallon tanks
Refrigerator 6 cubic feet -
 two-way power mode

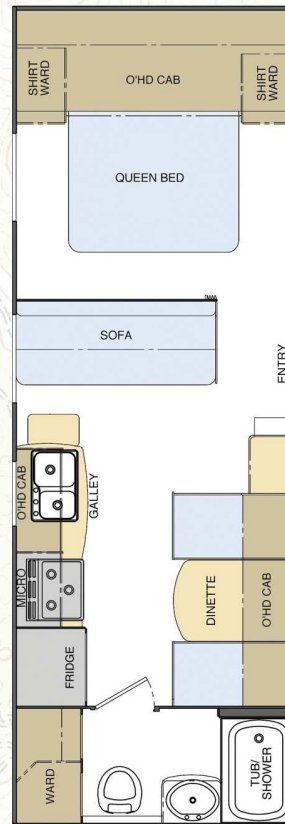
Furnace 20,000 BTUs
Sleeping accommodations
 Sleeps up to 6

Queen bed 60"x78"
Double bunk beds 29"x75" each
Dinette bed 40"x72"

Available options

- 18-foot-length power awning
- Convertible sofa/queen bed (option 118)
- Any of the 12 options listed below

Lance 2281



Gross dry weight 3739 pounds
Hitch dry weight 434 pounds
Axle weight 3305 pounds
Cargo carrying capacity* 1761 pounds
GVWR (Gross Vehicle Weight Rating)
 5500 pounds

Interior floor length 22'6"
Interior height 78"
Exterior height 107"
Exterior height with air conditioner
 115"

Exterior width 96 3/8"
Overall exterior length 27'0"
Fresh water tank 30 gallons
Grey water tank 30 gallons
Black water tank 30 gallons
Propane 2 five-gallon tanks
Refrigerator 6 cubic feet -
 two-way power mode

Furnace 20,000 BTUs
Sleeping accommodations
 Sleeps up to 6

Queen bed 60"x78"
Dinette bed 40"x72"
Sofa bed 42"x68"

Available options

- 18-foot-length power awning
- Any of the 12 options listed below

12 options available on all models

*Cargo carrying capacity includes weight of propane, but not options.

High-output, three-burner range with oven and cover (option 300) | Microwave oven (option 310) | Propane/electric DSI (direct spark ignition) water heater (option 320) | AM/FM/CD stereo with interior and exterior speakers (option 340) | 19-inch LCD TV with DVD player (option 342) | TV antenna (option 350) | Chassis-mounted carrier and spare tire (option 381) | Four aluminum wheels (option 385) | 9000-BTU Coleman® low profile air conditioner with wall control (option 387) | 13,500-BTU Coleman® air conditioner with wall control (option 394) | Water heater bypass and winterizing valve (option 700) | Enclosed and heated fresh water tank (option 715)

North America's #1 camper manufacturer.

Since 1965, Lance has been the most famous name in truck campers. And the same quality and reliability that continues to make us #1 for more than four decades with campers is now

being applied to our new line of travel trailers. You can depend on Lance, just like the tens of thousands of other satisfied Lance owners and their families before you.



The Lance factory – with more than 200 professionals working in 141,000-square-feet of custom-designed, state-of-the-art RV manufacturing and customer service facilities on a 22-acre campus in Southern California's sunny Antelope Valley.



An industry leader in RV product quality, Lance has received the RVDA's coveted DSI Quality Circle Award eight times.

One look and the quality is apparent.

Look inside a Lance and open a cabinet door. No raw wood. No sticks. No tacked-on strips to cover-up seams. It's quality not often seen in travel trailers. Tinted windows. Deluxe upholstery. Spring door retainers. Lasting Lance quality everywhere.



Affixed to each Lance trailer is the **Silver RVIA Seal** – a metallic foil insignia certifying Lance's 100% compliance with all U.S. federal and state electrical, plumbing, heating and fire safety standards established for RVs.

Selected Lance features.

How a Lance travel trailer is different – and why different is better.



Super-lightweight, powder-coated chassis. ① Every Lance travel trailer superstructure is mounted on a lightweight, high-strength-engineered, powder-coated tempered steel chassis.




Torsion-bar suspension. ② Premium, heavy-duty, rubber torsion-bar-suspension axles with EZ-lube wheel bearings ensure a smooth ride.



.062"-wall-thickness Alodine®-coated all aluminum frame construction ③ with coated steel bonding plates serve as the underlying structure of every Lance for years of reliability and outdoor fun.



Solid, high-density block foam insulation is precision-fitted throughout the coach – leaving no voids available for possible air intrusion.



Fully laminated and insulated floor, ceiling and fiberglass walls provide incredible strength and rigidity – and insulation against both heat and cold.



EnergyStar®-rated TPO roof. ④ An incredibly tough, seamless, marine-grade, white TPO (thermoplastic polyolefin) single-piece roof doesn't chalk, resists streaking, provides added insulation – and carries a manufacturer's 12-year warranty.



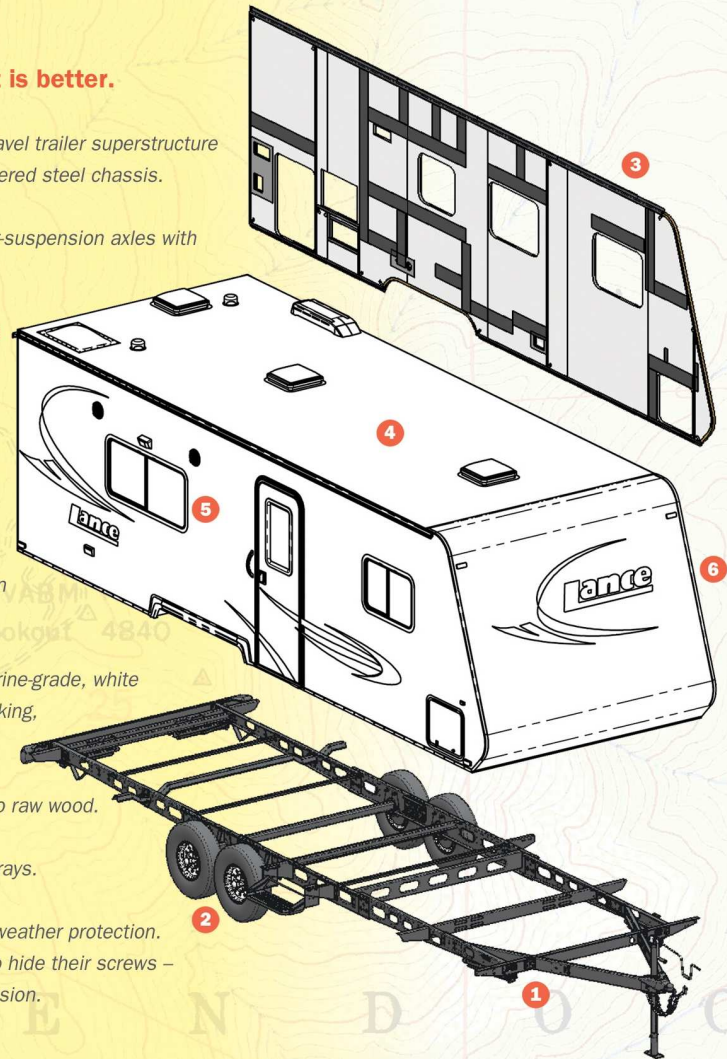
Solid wood Lite-Ply® cabinets are screwed together. No staples. No raw wood.



Tinted glass windows ⑤ reduce glare and reject the sun's harmful rays.



Solid aluminum exterior seam moldings ⑥ deliver additional weather protection. Other manufacturers use brittle vinyl insert strips on their exterior seams to hide their screws – which only serves to collect water underneath these strips and create corrosion.



©2009 Lance Camper Manufacturing Corporation (LCMC). All rights reserved. Lance, the Lance logomark and other exclusive Lance product names, marks or designations are trademarks, service marks or registered trademarks of LCMC. All other marks are property of their respective owners. All product data, graphics and photography in this brochure were as accurate as possible at press time. Subsequent refinements during the model year may be evident in the actual product. LCMC reserves the right to change prices, colors, materials, equipment and specifications without notice – as well as to add, modify or discontinue models shown in promotional materials and/or on its websites. All weights, fuel and liquid capacities are approximate and dimensions are nominal. LCMC has designed its travel trailers to provide a variety of potential uses for owners. Each model features optimum living, storage, fluid, seating and sleeping capacities. Though each owner enjoys this potential, it's that purchaser's sole responsibility to select the proper Lance travel trailer and towing equipment appropriate to their tow vehicle without exceeding safe weight operating and towing capacities. Your Factory Authorized Lance Dealer can advise you of safe operating parameters for your particular use and situation, as well as confirming prices and product specifications material to your purchase decision. Front cover photography courtesy of *Trailer Life Magazine/Affinity Group*. CS/0309 10M. Litho in USA.



Lance Camper Manufacturing Corporation | 43120 Venture Street | Lancaster California 93535-4510 USA | www.LanceTrailer.com | www.LanceCamper.com